



European Championship Junior Men

Most (Czech Republic) - July 13th / 18th, 2015



<http://competition.europeansoftball.org/2015/most/schedule.php>

Daily Report 4

16th July 2015





European Championship Junior Men

Most (Czech Republic) - July 13th / 18th, 2015



Schedule







Game	At time	Field	Group	Home team	Visiting team	Final Score	Inn	Box
Monday 13th July								
1	13:00	Most	A	GREAT BRITAIN	POLAND	9 - 21	5	
2	15:30	Most	A	CROATIA	ISRAEL	1 - 0	7	
3	18:30	Most	A	CZECH REPUBLIC	DENMARK	5 - 6	7	
Tuesday 14th July								
4	10:00	Most	A	DENMARK	GREAT BRITAIN	11 - 4	5	
5	12:30	Most	A	POLAND	ISRAEL	11 - 13	7	
6	15:30	Most	A	DENMARK	CROATIA	7 - 0	6	
7	18:00	Most	A	CZECH REPUBLIC	ISRAEL	7 - 0	5	
Wednesday 15th July								
8	10:00	Most	A	CROATIA	CZECH REPUBLIC	0 - 9	5	
9	12:30	Most	A	ISRAEL	GREAT BRITAIN	12 - 5	5	
10	15:30	Most	A	POLAND	DENMARK	6 - 9	7	
11	18:00	Most	A	GREAT BRITAIN	CZECH REPUBLIC	0 - 18	3	
Thursday 16th July								
12	10:00	Most	A	CROATIA	POLAND	12 - 5	5	
13	12:30	Most	A	ISRAEL	DENMARK	3 - 2	7	
14	15:30	Most	A	GREAT BRITAIN	CROATIA	4 - 11	5	
15	18:00	Most	A	CZECH REPUBLIC	POLAND	11 - 0	4	
Friday 17th July								
P1	15:30	Most	P	CROATIA	ISRAEL	-		
P2	18:00	Most	P	DENMARK	CZECH REPUBLIC	-		
Saturday 18th July								
P3	12:00	Most	P	::: LOSER P2 ::: ::: WINNER P1 :::		-		
5th	15:00	Most	Fi	POLAND	GREAT BRITAIN	-		
P4	18:00	Most	P	::: WINNER P2 ::: ::: WINNER P3 :::		-		



European Championship Junior Men

Most (Czech Republic) - July 13th / 18th, 2015



Standing Pool A							
Pos	Team	GP	WO	LO	AVG	GB	
1	 DENMARK	5	4	1	800	0	
2	 CZECH REPUBLIC	5	4	1	800	0	
3	 CROATIA	5	3	2	600	1	
4	 ISRAEL	5	3	2	600	1	
5	 POLAND	5	1	4	200	3	
6	 GREAT BRITAIN	5	0	5	0	4	



European Championship Junior Men

Most (Czech Republic) - July 13th / 18th, 2015



Game Summary 12



CROATIA – POLAND



Score by Innings	R	H	E
POLAND.....	210	11	- 5 6 2
CROATIA.....	002	19	- 12 12 5

Jul 16, 2015 at Most (Painbusters)

POLAND 5 (1-3)

Player	AB	R	H	BI	2B	3B	HR	BB	SB	CS	HP	SH	SF	SO	IBB	KL	GDP	PO	A	E
GRUSZKIEWITZ c	3	1	1	0	0	0	0	0	0	0	0	0	0	1	0	0	0	0	1	1
ZAJDA cf	3	1	0	0	0	0	0	0	1	0	0	0	0	0	0	0	0	0	0	0
ORSZULIK lf	3	0	1	2	0	0	0	0	0	0	0	0	0	0	0	0	0	0	1	0
STAJER ss	3	1	1	0	0	0	0	0	0	0	0	0	0	1	0	0	0	0	0	0
GARUS p/2b	3	0	0	0	0	0	0	0	0	0	0	0	0	2	0	1	0	0	0	2
WASIK dp	2	0	0	1	0	0	0	1	0	0	0	0	0	0	0	0	0	0	0	0
GOLEBIEWSKI 3b	3	0	1	0	0	0	0	0	0	0	0	0	0	1	0	0	0	0	2	3
DEMBSKI 2b/p	1	2	0	0	0	0	0	1	0	0	0	0	0	0	0	0	0	0	2	1
ZAGORSKI 1b	2	0	2	1	1	0	0	0	0	0	0	0	0	0	0	0	0	0	5	0
BEBYN rf	0	0	0	0	0	0	0	0	0	0	0	0	0	0	0	0	0	0	4	0
Totals.....	23	5	6	4	1	0	0	2	1	0	0	0	0	5	0	1	0	14	7	2

CROATIA 12 (2-2)

Player	AB	R	H	BI	2B	3B	HR	BB	SB	CS	HP	SH	SF	SO	IBB	KL	GDP	PO	A	E
KANCELJAK cf	3	1	0	0	0	0	0	0	0	0	0	0	0	0	0	0	0	0	0	1
STOJANOVIC ph	0	0	0	0	0	0	0	0	0	0	1	0	0	0	0	0	0	0	0	0
GUSTIN c	2	3	2	1	1	1	0	1	0	1	1	0	0	0	0	0	0	0	4	1
BELAS p	4	2	3	4	1	0	0	0	3	0	0	0	0	0	0	0	0	0	0	1
JERBIC 1b	3	0	0	0	0	0	0	1	0	0	0	0	0	0	0	0	0	0	7	0
BALENT rf	4	0	1	1	0	0	0	0	0	0	0	0	0	0	0	0	0	0	0	0
MATISIC lf	1	0	1	0	1	0	0	1	0	0	0	0	0	0	0	0	0	0	2	0
BRAJSOVAC pr/lf	1	2	1	1	1	0	0	0	0	0	0	0	0	0	0	0	0	0	0	0
POTOCKI ss	3	1	2	1	0	1	0	0	0	0	0	0	0	0	0	0	0	0	2	3
KUKOLJA dp	1	1	0	0	0	0	0	1	0	0	0	0	0	0	0	0	0	0	0	0
JAKUS ph	0	0	0	0	0	0	0	1	0	0	0	0	0	0	0	0	0	0	0	0
CACAN 3b	1	0	1	0	0	0	0	0	0	0	0	0	0	0	0	0	0	0	0	2
NJUHOVIC ph/2b	1	1	1	2	0	0	0	1	0	0	0	0	0	0	0	0	0	0	0	2
JURIC D 2b/3b	0	1	0	0	0	0	0	0	1	0	0	0	0	0	0	0	0	0	0	2
Totals.....	24	12	12	10	4	2	0	6	4	1	2	0	0	0	0	0	0	15	9	5

POLAND	IP	H	R	ER	BB	SO	WP	HB	BK	IBB	SH	SF	CI	2B	3B	HR	AB	BF	FO	GO
GARUS L,0-1	4.2	10	9	9	5	0	0	0	0	0	0	0	0	4	2	0	22	27	8	4
DEMBSKI	0.0	2	3	3	1	0	1	2	0	0	0	0	0	0	0	0	2	5	0	0
CROATIA	IP	H	R	ER	BB	SO	WP	HB	BK	IBB	SH	SF	CI	2B	3B	HR	AB	BF	FO	GO
BELAS W,1-0	5.0	6	5	2	2	5	2	0	0	0	0	0	0	1	0	0	23	25	2	7

Umpires - HP: FIORINI M. 1B: HARKOV A. 3B: HARCARIK M.
Start: 10:00 Time: 1:49 Attendance: 58

Weather: Sunny

Game notes:

Scorers: DUFKOVA D., SVITAK Z.

TC: ANNA DI LUCA

DEMBSKI faced 5 batters in the 5th.



European Championship Junior Men

Most (Czech Republic) - July 13th / 18th, 2015



Game Summary 13



ISRAEL - DENMARK



Score by Innings	R	H	E
DENMARK.....	100	001	0 - 2 4 1
ISRAEL.....	020	001	X - 3 5 2

Jul 16, 2015 at MOST (Painbusters)

DENMARK 2 (4-1)

Player	AB	R	H	BI	2B	3B	HR	BB	SB	CS	HP	SH	SF	SO	IBB	KL	GDP	PO	A	E
MILNE 2b	1	1	0	0	0	0	0	0	0	0	1	0	0	0	0	0	0	3	0	0
ELSNER ph/ss	2	0	1	0	0	0	0	0	0	0	0	0	0	0	0	0	0	0	0	0
BAILEY rf	2	0	0	0	0	0	0	0	0	0	0	2	0	0	0	0	0	1	0	0
BROWN 1b	2	0	0	0	0	0	0	2	0	0	0	0	0	0	1	0	0	4	0	0
ANDERSEN pr	0	0	0	0	0	0	0	0	0	0	0	0	0	0	0	0	0	0	0	0
HOLMELUND dp	4	0	1	1	0	0	0	0	0	0	0	0	0	1	0	0	0	0	0	0
LORENTSEN cf/p	2	0	0	0	0	0	0	0	0	0	0	0	0	0	0	0	0	1	0	0
ADELSBAEK p/cf	3	0	0	0	0	0	1	0	0	0	0	0	0	0	0	0	0	1	3	0
SUMMERS cf	1	1	0	0	0	0	0	1	0	0	0	0	0	0	0	0	0	0	0	0
JORGENSEN ss/2b	3	0	1	0	0	0	0	0	0	0	0	0	0	0	0	0	0	4	2	0
BLOHM lf/pr	2	0	1	0	0	0	0	0	0	0	0	0	0	0	0	0	0	0	0	0
LUTHJE lf	0	0	0	0	0	0	1	0	0	0	0	0	0	0	0	0	0	0	0	0
GREGERSEN c	2	0	0	0	0	0	0	1	1	0	0	0	0	0	0	0	0	4	4	1
SKOV 3b	0	0	0	0	0	0	0	0	0	0	0	0	0	0	0	0	0	0	1	0
Totals.....	24	2	4	1	0	0	0	6	1	0	1	2	0	1	1	0	0	18	10	1

ISRAEL 3 (3-2)

Player	AB	R	H	BI	2B	3B	HR	BB	SB	CS	HP	SH	SF	SO	IBB	KL	GDP	PO	A	E
LEON A 3b	2	0	1	0	0	0	0	1	0	1	0	0	0	0	0	0	0	2	3	1
ROSENFELD dp/ss	3	0	2	0	1	0	0	0	0	0	0	0	0	0	0	0	0	0	2	0
ZASHIN ss/dp	3	0	0	0	0	0	0	0	0	0	0	0	0	0	0	0	0	2	3	0
LEON K c/cf	1	0	0	0	0	0	0	2	1	0	0	0	0	0	0	0	0	1	0	0
BARAN 1b	3	0	0	0	0	0	0	0	0	0	0	0	0	2	0	1	0	7	0	0
ROSENBERG rf	0	2	0	0	0	0	0	3	0	1	0	0	0	0	0	0	0	0	0	0
ARON 2b	1	1	1	1	0	0	0	0	1	0	0	0	0	0	0	0	0	2	0	1
ABRAMSON 2b	0	0	0	0	0	0	0	1	0	0	0	0	0	0	0	0	0	2	1	0
HARROUCHE ph	0	0	0	0	0	0	0	1	0	0	0	0	0	0	0	0	0	0	0	0
SHRIM G 2b	0	0	0	0	0	0	0	0	0	0	0	0	0	0	0	0	0	0	0	0
SHUKAR lf	1	0	1	0	0	0	0	0	0	1	0	0	0	0	0	0	0	2	0	0
PICUS lf	1	0	0	0	0	0	0	0	0	0	0	0	0	1	0	1	0	1	0	0
ADAN-YODLA ph/lf	1	0	0	0	0	0	0	0	0	0	0	0	0	0	0	0	0	0	0	0
KLAFF cf	0	0	0	0	0	0	0	0	0	0	0	0	0	0	0	0	0	0	0	0
SHRIM B c	3	0	0	0	0	0	0	0	0	0	0	0	0	0	0	0	0	2	0	0
BARAK p	0	0	0	0	0	0	0	0	0	0	0	0	0	0	0	0	0	0	0	0
Totals.....	19	3	5	1	1	0	0	8	2	3	0	0	0	3	0	2	0	21	9	2

DENMARK	IP	H	R	ER	BB	SO	WP	HB	BK	IBB	SH	SF	CI	2B	3B	HR	AB	BF	FO	GO
ADELSBAEK L,0-1	5.2	5	3	2	7	3	3	0	0	0	0	0	0	1	0	0	18	25	4	6
LORENTSEN	0.1	0	0	0	1	0	0	0	0	0	0	0	0	0	0	0	1	2	1	0

ISRAEL	IP	H	R	ER	BB	SO	WP	HB	BK	IBB	SH	SF	CI	2B	3B	HR	AB	BF	FO	GO
BARAK	5.1	4	2	2	3	0	0	1	0	1	2	0	0	0	0	0	19	25	11	4
ZASHIN W,1-0	1.2	0	0	0	3	1	3	0	0	0	0	0	0	0	0	0	5	8	0	4

Umpires - HP: VONK P. 1B: HARCARIK M. 3B: VITALE D.
Start: 12:30 Time: 2:00 Attendance: 80

Weather: Sunny
Game notes:
Scorers: LAUDA R., SVITAK Z.
TC: ANNA DI LUCA



European Championship Junior Men

Most (Czech Republic) - July 13th / 18th, 2015



Game Summary 14



GREAT BRITAIN – CROATIA



Score by Innings	R	H	E
CROATIA.....	034	31	- 11 5 3
GREAT BRITAIN.....	003	01	- 4 3 2

Jul 16, 2015 at Most (Painbusters)

CROATIA 11 (3-2)

Player	AB	R	H	BI	2B	3B	HR	BB	SB	CS	HP	SH	SF	SO	IBB	KL	GDP	PO	A	E
BRAJSOVAC rf	1	1	1	0	0	0	0	3	1	0	0	0	0	0	0	0	0	1	0	1
GUSTIN cf	3	1	1	1	0	0	0	0	0	0	0	0	0	0	0	0	0	0	0	0
BELAS ph/cf	1	0	0	0	0	0	0	0	0	0	0	0	0	0	0	0	0	0	0	0
JERBIC lf/dp	2	0	0	0	0	0	0	0	0	0	0	0	0	1	0	0	0	0	0	0
POTOCKI ss	1	2	1	0	0	0	0	0	0	0	2	0	0	0	0	0	0	2	2	2
NJUHOVIC 2b	3	1	1	0	0	0	0	0	0	0	0	0	0	0	0	0	0	0	0	0
STOJANOVIC c	2	1	1	2	0	0	0	1	0	0	0	0	0	1	0	1	0	5	0	0
CACAN pr	0	1	0	0	0	0	0	0	0	0	0	0	0	0	0	0	0	0	0	0
BERIS I 1b	1	1	0	0	0	0	0	2	0	0	0	0	0	1	0	0	0	4	0	0
BERIS A dp/lf	3	1	0	0	0	0	0	0	1	0	0	0	0	0	0	0	1	2	0	0
JURIC D 3b/p	2	1	0	0	0	0	0	1	0	0	0	0	0	1	0	0	0	1	0	0
JURIC M p	0	0	0	0	0	0	0	0	0	0	0	0	0	0	0	0	0	0	0	0
BALENT p/lf	0	1	0	0	0	0	0	1	0	0	0	0	0	0	0	0	0	0	2	0
Totals.....	19	11	5	3	0	0	0	8	2	0	2	0	0	4	0	1	1	15	4	3

GREAT BRITAIN 4 (0-5)

Player	AB	R	H	BI	2B	3B	HR	BB	SB	CS	HP	SH	SF	SO	IBB	KL	GDP	PO	A	E
YOUNG 1b	3	1	1	0	0	0	0	0	1	0	0	0	0	0	0	0	0	7	0	0
BROWN p	3	0	1	0	0	0	0	0	0	0	0	0	0	0	0	0	0	1	1	1
REYNOLDS pr	0	1	0	0	0	0	0	0	0	0	0	0	0	0	0	0	0	0	0	0
STEWART c	3	2	1	1	0	0	0	0	1	0	0	0	0	0	0	0	0	4	0	0
ASWANI 3b	2	0	0	0	0	0	0	1	0	0	0	0	0	0	0	0	0	0	3	0
NASH ss	2	0	0	1	0	0	0	1	0	0	0	0	0	2	0	1	0	1	1	1
SAUNDERS cf	1	0	0	1	0	0	0	0	1	0	1	0	1	1	0	0	0	0	0	0
NIELAN dp	2	0	0	0	0	0	0	0	0	0	0	0	0	0	0	0	0	0	0	0
GRAFTON rf/pr	2	0	0	0	0	0	0	0	0	0	0	0	0	1	0	0	0	1	0	0
BENAIM pr	0	0	0	0	0	0	0	0	1	0	0	0	0	0	0	0	0	0	0	0
STUDHOLME 2b	2	0	0	0	0	0	0	0	0	0	0	0	0	1	0	0	0	1	2	0
MOSLEY lf	0	0	0	0	0	0	0	0	0	0	0	0	0	0	0	0	0	0	0	0
Totals.....	20	4	3	3	0	0	0	2	4	0	1	0	1	5	0	1	0	15	7	2

CROATIA	IP	H	R	ER	BB	SO	WP	HB	BK	IBB	SH	SF	CI	2B	3B	HR	AB	BF	FO	GO
JURIC M	0.0	0	0	0	0	0	0	0	0	0	0	0	0	0	0	0	0	0	0	0
BALENT W,1-0	4.0	3	3	3	2	3	0	1	0	0	0	1	0	0	0	0	16	20	6	3
JURIC D	1.0	0	1	0	0	2	1	0	0	0	0	0	0	0	0	0	4	4	1	0
GREAT BRITAIN	IP	H	R	ER	BB	SO	WP	HB	BK	IBB	SH	SF	CI	2B	3B	HR	AB	BF	FO	GO
BROWN L,0-1	5.0	5	11	9	8	4	9	2	1	0	0	0	0	0	0	0	19	29	3	6

Umpires - HP: HARCARIK M. 1B: FIORINI M. 3B: VONK P.
Start: 15:30 Time: 2:00 Attendance: 60

Weather: Sunny
Game notes:
Scorers: LAUDA R., SVITAK Z.
TC: ANNA DI LUCA



European Championship Junior Men

Most (Czech Republic) - July 13th / 18th, 2015



Game Summary 15

	CZECH REPUBLIC – POLAND	
--	--------------------------------	--

Score by Innings	R	H	E

POLAND.....	0	00	0 - 0 0 3
CZECH REPUBLIC.....	(10)	01 X - 11	9 0

Jul 16, 2015 at Most (Painbusters)

POLAND 0 (1-4)

Player	AB	R	H	BI	2B	3B	HR	BB	SB	CS	HP	SH	SF	SO	IBB	KL	GDP	PO	A	E
BASON dp	2	0	0	0	0	0	0	0	0	0	0	0	0	1	0	0	0	0	0	0
BEBYN c	2	0	0	0	0	0	0	0	0	0	0	0	0	2	0	0	0	3	0	0
STAJER 1b	2	0	0	0	0	0	0	0	0	0	0	0	0	2	0	0	0	1	0	0
ORSZULIK cf	1	0	0	0	0	0	0	0	0	0	0	0	0	1	0	1	0	1	0	0
WASIK lf	1	0	0	0	0	0	0	0	0	0	0	0	0	1	0	1	0	1	0	1
ZAJDA lf	0	0	0	0	0	0	0	0	0	0	0	0	0	0	0	0	0	2	0	0
GAJDA 3b	1	0	0	0	0	0	0	0	0	0	0	0	0	0	0	0	0	0	0	1
GOLEBIEWSKI ss	1	0	0	0	0	0	0	0	0	0	0	0	0	1	0	0	0	0	0	1
KRUCZEK p	1	0	0	0	0	0	0	0	0	0	0	0	0	0	0	0	0	0	0	0
SKARZYNSKI 2b	1	0	0	0	0	0	0	0	0	0	0	0	0	1	0	0	0	0	1	0
POCHWALA rf	0	0	0	0	0	0	0	0	0	0	0	0	0	0	0	0	0	1	0	0
Totals.....	12	0	0	0	0	0	0	0	0	0	0	0	0	9	0	2	0	9	1	3

CZECH REPUBLIC 11 (4-1)

Player	AB	R	H	BI	2B	3B	HR	BB	SB	CS	HP	SH	SF	SO	IBB	KL	GDP	PO	A	E
CECH dp	1	3	1	1	1	0	0	2	0	0	0	0	0	0	0	0	0	0	0	0
CABALKA cf	3	2	2	2	2	0	0	0	0	0	0	0	0	0	0	0	0	0	0	0
CERNY 2b	2	1	1	3	0	0	1	0	0	0	0	0	1	0	0	0	0	1	2	0
TUREK 1b	3	1	1	1	1	0	0	0	0	0	0	0	0	1	0	0	0	2	1	0
SRETR lf	2	0	0	0	0	0	0	0	0	0	0	0	0	0	0	0	0	0	0	0
VOLF c	2	1	1	1	1	0	0	0	0	0	0	0	0	1	0	0	0	9	0	0
KUCIREK ss	2	1	1	1	0	0	0	0	0	0	0	0	0	0	0	0	0	0	0	0
SULC 3b	2	1	1	0	1	0	0	0	0	0	0	0	0	0	0	0	0	0	0	0
HOSPODKA rf	2	1	1	2	0	0	0	0	0	0	0	0	0	0	0	0	0	0	0	0
HOLOBRADEK p	0	0	0	0	0	0	0	0	0	0	0	0	0	0	0	0	0	0	0	0
Totals.....	19	11	9	11	6	0	1	2	0	0	0	0	1	2	0	0	0	12	3	0

POLAND	IP	H	R	ER	BB	SO	WP	HB	BK	IBB	SH	SF	CI	2B	3B	HR	AB	BF	FO	GO
KRUCZEK L,0-1	3.0	9	11	2	2	2	0	0	0	0	0	1	0	6	0	1	19	22	6	1
CZECH REPUBLIC	IP	H	R	ER	BB	SO	WP	HB	BK	IBB	SH	SF	CI	2B	3B	HR	AB	BF	FO	GO
HOLOBRADEK W,1-0	4.0	0	0	0	0	9	0	0	0	0	0	0	0	0	0	0	12	12	0	3

Umpires - HP: VITALE D. 1B: HARKOV A. 3B: FIORINI M.
Start: 18:00 Time: 0:54 Attendance: 190

Weather: Sunny

Game notes:

Scorers: DUFKOVA D., SVITAK Z.

TC: ANNA DI LUCA



European Championship Junior Men

Most (Czech Republic) - July 13th / 18th, 2015



Technical Appointments

Friday July 17th

Game	At time	Venue	Group	Home team			Visiting team
16	15:30	Most	A	CROATIA			ISRAEL
Umpires:		HARCARIK M.		VONK P.		VITALE D.	
Scorers:		LAUDA R.		SVITAK Z.			
T.C.:		Di LUCA A.					

Game	At time	Venue	Group	Home team			Visiting team
17	18:00	Most	A	DENMARK			CZECH REPUBLIC
Umpires:		FIORINI M.		VITALE D.		HARKOV A.	
Scorers:		DUFKOVA M.		SVITAK Z.			
T.C.:		Di LUCA A.					



European Championship Junior Men

Most (Czech Republic) - July 13th / 18th, 2015



Abbreviations

HITTING		FIELDING	
2B	Doubles	A	Assists
3B	Triples	C	Chances
AB	At bats	CI	Catcher's interference
AVG	Batting average	CSB	Caught stealing by (pitcher and catcher)
BB	Base on balls	DPs	Double plays participated in
GPD	Grounded into double plays	E	Errors
GP / GS	Games played / Games started	FLD%	Fielding percentage
H	Base hits	PB	Passed balls (catcher)
HBP	Hit by pitch	PO	Putouts
HR	Home runs	SBA	Stolen bases allowed (pitcher and catcher)
IBB	Intentional base on balls	SBA%	Stolen bases against percentage (pitcher and catcher)
OB%	On base percentage		
R	Runs scored		
RBI	Runs batted in		
SB / ATT	Stolen bases / Stolen bases attempts		
SF	Sacrifice flies		
SH	Sacrifice hits		
SLG%	Slugging percentage		
SO	Strikeouts		
TB	Total bases		
PITCHING		ANALYSIS STATISTICS	
2B	Doubles allowed	vs Left	Avg against left-handed pitchers
3B	Triples allowed	vs Right	Avg against right-handed pitchers
AB	At bats	rch by leadoff	Avg when leading off an inning
APP / GS	Appearances / Game starts	with 2 outs	Avg when batting with 2 outs
B/Avg	Opponent batting average	w/runners on	Avg when batting with runners on base
BB	Base on balls allowed	w/bases empty	Avg when batting with bases empty
BF	Batters faced	RBI ops	Avg when batting with runners on 2nd or 3rd base
IBB	Intentional base on balls allowed	Gnd out	Number of ground outs (includes SACs, but not errors)
BK	Balk	Fly out	Number of fly outs (includes SFs, but not errors)
CG	Complete games	Fly / Gnd	Fly outs to ground outs ratio
ER	Earned runs allowed	pinch hitting	Avg as pinch hitter
ERA	Earned run average	with runners in scoring pos	Avg when batting with runners in scoring positions
FO	Fly outs	w/rnr on 3rd and LT 2 outs	Avg when batting with runner on third base and less than 2 outs
GO	Ground outs	with 2 outs	Avg when batting with 2 outs
H	Hits allowed	2 out rbi	Runs batted in with 2 outs
HBP	Hit by pitch	success advancing mrs	Success advancing runners
HR	Home runs allowed	#rnrs adv w/out	Number of times batter made an out and advanced at least 1 runner
IP	Innings played	rnr lob	Number of runners left on base by last batter of inning
R	Runs allowed	rch err	Reach first base on error
SFA	Sacrifice flies allowed	rch fc	Reach first base on fielder's choice
SHA	Sacrifice hits allowed	kl	Strikeouts look
SHO/CHO	Shutouts / Combination shutouts		
SO	Strikeouts		
SV	Saves		
W/L	Wins/Losses		
WP	Wild pitches		