



# European Cup Women

Dupnitsa (Bulgaria) - August 18<sup>th</sup> / 22<sup>nd</sup>, 2015



<http://competition.europeansoftball.org/2015/dupnitsa2/schedule.php>

## Daily Report - 2

19th August 2015





# European Cup Women

Dupnitsa (Bulgaria) - August 18<sup>th</sup> / 22<sup>nd</sup>, 2015



## Schedule







Game	At time	Field	Group	Home team	Visiting team	Final Score	Inn	Box
<b>Tuesday 18th August</b>								
1	09:30	Devils 1	A	Les Comanches (FRA)	Sant Boi (ESP)	1-2		
2	09:30	Devils 2	A	Princ (CRO)	Warsaw Diamonds (POL)	3-0		
3	12:00	Devils 1	A	Stenløse (DEN)	Babes (BUL)	0-15	4	
4	15:30	Devils 1	A	Sant Boi (ESP)	Princ (CRO)	4-6		
5	18:30	Devils 1	A	Babes (BUL)	Les Comanches (FRA)	0-8	5	
<b>Wednesday 19th August</b>								
6	09:30	Devils 1	A	Princ (CRO)	Stenløse (DEN)	8-0	5	
7	09:30	Devils 2	A	Warsaw Diamonds (POL)	Les Comanches (FRA)	0-13	5	
8	12:00	Devils 1	A	Babes (BUL)	Sant Boi (ESP)	3-8		
9	15:30	Devils 1	A	Warsaw Diamonds (POL)	Stenløse (DEN)	15-0	3	
10	18:00	Devils 1	A	Princ (CRO)	Babes (BUL)	7-5		
<b>Thursday 20th August</b>								
11	09:30	Devils 1	A	Stenløse (DEN)	Les Comanches (FRA)	-		
12	12:00	Devils 1	A	Sant Boi (ESP)	Warsaw Diamonds (POL)	-		
13	15:30	Devils 1	A	Les Comanches (FRA)	Princ (CRO)	-		
14	17:00	Devils 2	A	Stenløse (DEN)	Sant Boi (ESP)	-		
15	18:00	Devils 1	A	Warsaw Diamonds (POL)	Babes (BUL)	-		
<b>Friday 21st August</b>								
5th	12:00	Devils 1	Fi	::: A5 :::	::: A6 :::	-		
P1	15:30	Devils 1	P	::: A3 :::	::: A4 :::	-		
P2	18:00	Devils 1	P	::: A1 :::	::: A2 :::	-		
<b>Saturday 22nd August</b>								
P3	10:30	Devils 1	P	::: LOSER P2 :::	::: WINNER P1 :::	-		
P4	16:30	Devils 1	P	::: WINNER P2 :::	::: WINNER P3 :::	-		



# European Cup Women

Dupnitsa (Bulgaria) - August 18<sup>th</sup> / 22<sup>nd</sup>, 2015



Standing Pool A							
Pos	Team	GP	WO	LO	AVG	GB	
1	 Sant Boi (ESP)	3	3	0	<b>1000</b>	0	
2	 Princ (CRO)	4	3	1	<b>750</b>	0.5	
3	 Les Comanches (FRA)	3	2	1	<b>667</b>	1	
4	 Warsaw Diamonds (POL)	3	1	2	<b>333</b>	2	
5	 Babes (BUL)	4	1	3	<b>250</b>	2.5	
6	 Stenløse (DEN)	3	0	3	<b>0</b>	3	



# European Cup Women

Dupnitsa (Bulgaria) - August 18<sup>th</sup> / 22<sup>nd</sup>, 2015



## Game Summary 6



### Princ (CRO) - Stenlose (DEN)



Score by Innings	R	H	E
STENLOSE.....	000	00	- 0 2 2
PRINC.....	303	2X	- 8 9 0

PRINC 8 (2-1), STENLOSE 0 (0-2) - Composite Box Score  
Aug 19, 2015 at Dupnitsa (Devils 1)

#### STENLOSE 0 (0-2)

Player	AB	R	H	BI	2B	3B	HR	BB	SB	CS	HP	SH	SF	SO	IBB	KL	GDP	PO	A	E
BORUP 1b	2	0	0	0	0	0	0	0	0	0	0	0	0	1	0	1	0	3	0	0
WOLF-F. ss	2	0	0	0	0	0	0	0	0	0	0	0	0	1	0	1	0	1	2	0
DOROFEE p	2	0	0	0	0	0	0	0	0	0	0	0	0	1	0	0	0	0	1	0
FRANCHVILLE c	2	0	1	0	0	0	0	0	0	0	0	0	0	0	0	0	0	4	0	0
MEINERT 3b	1	0	0	0	0	0	0	0	0	0	0	1	0	0	0	0	0	0	4	1
VEGENER cf	2	0	1	0	0	0	0	0	0	0	0	0	0	1	0	1	0	1	1	1
SCHWARTZ 2b	2	0	0	0	0	0	0	0	0	0	0	0	0	2	0	1	0	3	2	0
LARSEN lf/rf	2	0	0	0	0	0	0	0	0	0	0	0	0	1	0	0	0	0	0	0
HJORTH rf/lf	1	0	0	0	0	0	0	0	0	0	0	0	0	1	0	1	0	0	0	0
Totals.....	16	0	2	0	0	0	0	0	0	0	0	1	0	8	0	5	0	12	10	2

#### PRINC 8 (2-1)

Player	AB	R	H	BI	2B	3B	HR	BB	SB	CS	HP	SH	SF	SO	IBB	KL	GDP	PO	A	E
PRSKALO c	2	1	1	0	0	0	0	1	0	0	0	0	0	0	0	0	0	8	0	0
FERRIS cf/p	3	1	1	0	1	0	0	0	0	0	0	0	0	0	0	0	0	0	0	0
ZUPANIC ss	3	2	1	2	1	0	0	0	0	0	0	0	0	0	0	0	0	0	1	0
ORESCANIN 3b	3	2	2	2	2	0	0	0	0	0	0	0	0	0	0	0	0	0	2	0
HARAMINA p/1b	3	2	2	2	0	0	0	0	0	0	0	0	0	0	0	0	0	1	3	0
CIZMIC POKRA 1b/2b	2	0	2	2	1	0	0	0	0	0	0	0	0	0	0	0	0	4	0	0
MANCIC 2b/cf	2	0	0	0	0	0	0	0	0	0	0	0	0	1	0	1	0	2	0	0
LAMPE lf	2	0	0	0	0	0	0	0	0	0	0	0	0	1	0	1	0	0	0	0
LACKOVIC rf	2	0	0	0	0	0	0	0	0	0	0	0	0	1	0	1	0	0	0	0
Totals.....	22	8	9	8	5	0	0	1	0	0	0	0	0	3	0	3	0	15	6	0

STENLOSE	IP	H	R	ER	BB	SO	WP	HB	BK	IBB	SH	SF	CI	2B	3B	HR	AB	BF	FO	GO	NP
DOROFEE L,0-2	4.0	9	8	5	1	3	1	0	0	0	0	0	0	5	0	0	22	23	2	6	53
PRINC	IP	H	R	ER	BB	SO	WP	HB	BK	IBB	SH	SF	CI	2B	3B	HR	AB	BF	FO	GO	NP
HARAMINA W,1-0	4.0	1	0	0	0	6	0	0	0	0	1	0	0	0	0	0	12	13	0	6	43
FERRIS	1.0	1	0	0	0	2	0	0	0	0	0	0	0	0	0	0	4	4	1	0	18

Umpires - HP: PILEV Nicolay 1B: ROUX Nicolas 3B: LAUTENSCHLAGER Florian

Scorers - NELISSEN Huub

TC - CASTRO Lis

Start: 09:30 Time: 0:58 Attendance: 11

Weather: Sunny

Game notes:



# European Cup Women

Dupnitsa (Bulgaria) - August 18<sup>th</sup> / 22<sup>nd</sup>, 2015



## Game Summary 7

### Warsaw Diamonds (POL)- Les Comanches (FRA)

Score by Innings	R	H	E
LES Comanches.....	006	07	- 13 9 0
WARSAW DIAMONDS.....	000	00	- 0 1 6

LES Comanches 13 (2-1), WARSAW DIAMONDS 0 (0-2) - Composite Box Score  
Aug 19, 2015 at Dupnitsa (Devils 2)

#### LES Comanches 13 (2-1)

Player	AB	R	H	BI	2B	3B	HR	BB	SB	CS	HP	SH	SF	SO	IBB	KL	GDP	PO	A	E
PRADE rf/cf	4	2	3	2	0	0	0	0	0	0	0	0	0	1	0	0	0	3	0	0
LEMAIRE 3b	3	2	1	1	0	0	0	0	0	0	0	1	0	1	0	0	0	0	1	0
HUNTER cf	2	2	1	2	0	0	0	2	0	0	0	0	0	0	0	0	0	1	0	0
SAURAT rf	0	0	0	0	0	0	0	0	0	0	0	0	0	0	0	0	0	0	0	0
LASSAIGNE 1b	4	2	2	2	0	0	0	0	0	0	0	0	0	1	0	0	0	6	1	0
GIBSON-JONES ss	3	0	0	0	0	0	0	1	0	0	0	0	0	0	0	0	0	1	1	0
PITCHER dp	3	1	0	1	0	0	0	0	0	0	0	1	0	0	0	0	0	0	0	0
MARIE lf	4	0	2	2	0	0	0	0	0	0	0	0	0	1	0	1	0	0	0	0
CARATINI 2b	3	2	0	0	0	0	0	1	0	0	0	0	0	0	0	0	0	1	1	0
RIERA c	2	2	0	0	0	0	0	1	0	0	0	0	0	0	0	0	0	3	0	0
TOUMIT p	0	0	0	0	0	0	0	0	0	0	0	0	0	0	0	0	0	0	3	0
Totals.....	28	13	9	10	0	0	0	5	0	0	0	2	0	4	0	1	0	15	7	0

#### WARSAW DIAMONDS 0 (0-2)

Player	AB	R	H	BI	2B	3B	HR	BB	SB	CS	HP	SH	SF	SO	IBB	KL	GDP	PO	A	E
SMOLARZ cf	1	0	0	0	0	0	0	0	0	0	0	0	0	0	0	0	0	0	0	0
MODZELEWSKA cf	1	0	0	0	0	0	0	0	0	0	0	0	0	0	0	0	0	2	0	0
WOJCIK E. ss	2	0	0	0	0	0	0	0	0	0	0	0	0	1	0	0	0	3	0	2
WOJCIK S. 1b	1	0	0	0	0	0	0	1	0	0	0	0	0	0	0	0	0	4	0	0
GARTHOFF p	1	0	0	0	0	0	0	0	0	0	0	0	0	0	0	0	0	0	1	0
SOVAK p	1	0	1	0	0	0	0	0	0	0	0	0	0	0	0	0	0	0	1	0
BONEVICH 3b	0	0	0	0	0	0	0	0	0	0	0	0	0	0	0	0	0	0	0	2
CEMBOR c	2	0	0	0	0	0	0	0	0	0	0	0	0	0	0	0	0	4	0	0
WYSZOMIERSKA 3b/p	2	0	0	0	0	0	0	0	0	0	0	0	0	0	0	0	0	0	1	2
JANUSZKO lf	2	0	0	0	0	0	0	0	0	0	0	0	0	0	0	0	0	0	0	0
TRZEBINSKA 2b	2	0	0	0	0	0	0	0	0	0	0	0	0	1	0	0	0	2	3	0
SAWICKA rf	1	0	0	0	0	0	0	0	0	0	0	0	0	1	0	0	0	0	0	0
Totals.....	16	0	1	0	0	0	0	1	0	0	0	0	0	3	0	0	0	15	6	6

LES Comanches	IP	H	R	ER	BB	SO	WP	HB	BK	IBB	SH	SF	CI	2B	3B	HR	AB	BF	FO	GO	NP
TOUMIT W,1-1	5.0	1	0	0	1	3	0	0	0	0	0	0	0	0	0	0	16	17	6	6	71
WARSAW DIAMONDS	IP	H	R	ER	BB	SO	WP	HB	BK	IBB	SH	SF	CI	2B	3B	HR	AB	BF	FO	GO	NP
GARTHOFF L,0-2	3.0	4	6	0	1	4	0	0	0	0	1	0	0	0	0	0	15	17	1	4	53
SOVAK	1.2	4	7	3	4	0	3	0	0	0	1	0	0	0	0	0	9	14	3	2	37
WYSZOMIERSKA	0.1	1	0	0	0	0	0	0	0	0	0	0	0	0	0	0	4	4	0	1	5

Umpires - HP: ARNO Jesper 1B: KNECHTLE Patrick 3B: MARTINEZ Jesus E.  
Scorers - MARCOVA Sara, NELISSEN Huub  
TC - CASTRO Lis

Start: 09:30 Time: 1:42 Attendance: 30

Weather: Sunny  
Game notes:



# European Cup Women

Dupnitsa (Bulgaria) - August 18<sup>th</sup> / 22<sup>nd</sup>, 2015



## Game Summary 8



**Babes (BUL) – Sant Boi (ESP)**



Score by Innings	R	H	E
SANT BOI.....	4	003	1 - 8 9 2
BABES.....	0	010	1 - 3 8 3

SANT BOI 8 (3-0), BABES 3 (1-2) - Composite Box Score  
Aug 19, 2015 at Dupnitsa (Devils 1)

### SANT BOI 8 (3-0)

Player	AB	R	H	BI	2B	3B	HR	BB	SB	CS	HP	SH	SF	SO	IBB	KL	GDP	PO	A	E
JONAS cf	4	2	2	0	1	0	0	1	1	0	0	0	0	1	0	0	0	1	0	0
PELAEZ L. c/3b	4	2	0	0	0	0	0	1	0	0	0	0	0	1	0	0	0	1	6	0
PAREJO 1b	2	1	0	0	0	0	0	1	0	0	1	0	0	0	0	0	0	12	1	0
FERNANDEZ ph	1	1	0	0	0	0	0	0	0	0	0	0	0	0	0	0	0	0	0	0
MONCHO 3b/c	5	1	1	1	0	0	0	0	0	0	0	0	0	0	0	0	0	1	2	0
LEON p	4	1	2	2	0	0	0	0	0	0	0	0	0	0	0	0	0	0	1	2
ALLUE ss	4	0	2	1	0	0	0	0	0	0	0	0	0	0	0	0	0	1	3	1
PENA lf	2	0	0	0	0	0	0	1	0	0	0	0	0	2	0	0	0	0	0	0
PELAEZ C. pr/lf	1	0	1	1	0	0	0	0	1	0	0	0	0	0	0	0	0	0	0	0
QUESADA 2b	1	0	0	0	0	0	0	0	0	0	0	0	0	0	0	0	0	0	1	0
MENA 2b	3	0	1	0	0	0	0	0	0	0	0	0	0	1	0	0	0	3	1	1
CALLEJAS rf	1	0	0	1	0	0	0	1	0	0	1	0	0	0	0	0	0	1	0	0
ESTOQUERA ph	1	0	0	0	0	0	0	0	0	0	0	0	0	0	0	0	0	0	0	0
Totals.....	33	8	9	6	1	0	0	5	2	0	2	0	0	5	0	0	0	21	16	2

### BABES 3 (1-2)

Player	AB	R	H	BI	2B	3B	HR	BB	SB	CS	HP	SH	SF	SO	IBB	KL	GDP	PO	A	E
MARCOVA lf	3	2	1	0	0	0	0	1	0	0	0	0	0	0	0	0	0	1	0	0
FETVOVA 1b	2	0	0	0	0	0	0	0	0	0	0	2	0	0	0	0	0	4	0	0
SIMEONOVA p/3b	4	1	2	0	0	0	0	0	0	0	0	0	0	0	0	0	0	1	2	1
ARBOVA K. cf	4	0	2	2	1	1	0	0	0	0	0	0	0	0	0	0	0	5	1	0
KONOVA 3b	2	0	0	0	0	0	0	0	0	0	0	0	0	0	0	0	0	3	0	1
BOGDANOVA p	2	0	1	1	1	0	0	0	0	0	0	0	0	0	0	0	0	1	1	0
ARBOVA A. ss	4	0	1	0	0	0	0	0	0	0	0	0	0	0	0	0	0	1	0	0
BLATSKA rf	3	0	1	0	0	0	0	0	0	0	0	0	0	0	0	0	0	1	0	0
OVNARSKA c	2	0	0	0	0	0	0	1	0	0	0	0	0	1	0	1	0	3	1	1
TOPALOVA 2b	3	0	0	0	0	0	0	0	0	0	0	0	0	0	0	0	0	1	1	0
Totals.....	29	3	8	3	2	1	0	2	0	0	0	2	0	1	0	1	0	21	6	3

SANT BOI	IP	H	R	ER	BB	SO	WP	HB	BK	IBB	SH	SF	CI	2B	3B	HR	AB	BF	FO	GO	NP
LEON W,1-0	7.0	8	3	2	2	1	0	0	0	0	2	0	0	2	1	0	29	33	4	16	96
BABES	IP	H	R	ER	BB	SO	WP	HB	BK	IBB	SH	SF	CI	2B	3B	HR	AB	BF	FO	GO	NP
SIMEONOVA L,0-1	4.0	6	4	2	2	1	0	2	0	0	0	0	0	0	0	0	19	23	8	2	82
BOGDANOVA	3.0	3	4	2	3	4	1	0	0	0	0	0	0	1	0	0	14	17	4	1	53

Umpires - HP: ROUX Nicolas 1B: LAUTENSCHLAGER Florian 3B: ARNO Jesper  
Scorers - NELISSEN Huub, BANASZYNSKA Malgorzata  
TC - CASTRO Lis

Start: 12:00 Time: 1:41 Attendance: 30

Weather: Sunny  
Game notes:



# European Cup Women

Dupnitsa (Bulgaria) - August 18<sup>th</sup> / 22<sup>nd</sup>, 2015



## Game Summary 9

	Warsaw Diamonds (POL)- Stenlose (DEN)	
--	---------------------------------------	--

Score by Innings	R	H	E
-----			
STENLOSE.....	000	-	0 0 5
WARSAW DIAMONDS.....	168	-	15 9 0
-----			

WARSAW DIAMONDS 15 (1-2), STENLOSE 0 (0-3) - Composite Box Score  
Aug 19, 2015 at Dupnitsa (Devils 1)

**STENLOSE 0 (0-3)**

Player	AB	R	H	BI	2B	3B	HR	BB	SB	CS	HP	SH	SF	SO	IBB	KL	GDP	PO	A	E
WOLF-F. ss/lb	1	0	0	0	0	0	0	0	0	0	0	0	0	0	0	0	0	0	1	1
BORUP lb/p	1	0	0	0	0	0	0	0	0	0	0	0	0	1	0	0	0	0	0	0
DOROFEE p/ss	1	0	0	0	0	0	0	0	0	0	0	0	0	0	0	0	0	0	0	2
FRANCHVILLE c	1	0	0	0	0	0	0	0	0	0	0	0	0	0	0	0	0	0	5	0
MEINERT 3b	1	0	0	0	0	0	0	0	0	0	0	0	0	0	0	0	0	1	1	2
VEGENER 2b	1	0	0	0	0	0	0	0	0	0	0	0	0	1	0	0	0	0	0	0
GREGENSEN rf	1	0	0	0	0	0	0	0	0	0	0	0	0	1	0	0	0	0	0	0
LARSEN cf	1	0	0	0	0	0	0	0	0	0	0	0	0	1	0	1	0	0	0	0
HJORTH lf	1	0	0	0	0	0	0	0	0	0	0	0	0	1	0	1	0	0	0	0
Totals.....	9	0	0	0	0	0	0	0	0	0	0	0	0	5	0	2	0	6	2	5

**WARSAW DIAMONDS 15 (1-2)**

Player	AB	R	H	BI	2B	3B	HR	BB	SB	CS	HP	SH	SF	SO	IBB	KL	GDP	PO	A	E
WOJCIK E. ss	2	3	2	2	1	0	0	2	3	0	0	0	0	0	0	0	0	0	0	0
BONEVICH rf	2	2	2	2	0	0	0	1	2	0	0	0	0	0	0	0	0	0	0	0
GARTHOFF p	2	2	1	2	0	0	0	1	0	0	0	0	0	0	0	0	0	0	1	0
UBOWSKA pr	0	0	0	0	0	0	0	0	0	0	0	0	0	0	0	0	0	0	0	0
WOJCIK S. 2b	3	1	1	2	0	0	0	0	0	0	0	0	0	1	0	0	0	1	0	0
CEMBOR c	2	1	1	0	0	0	0	1	0	0	0	0	0	1	0	0	0	6	0	0
JANUSZKO cf	2	2	0	1	0	0	0	0	0	0	1	0	0	0	0	0	0	0	0	0
SZKUDLAREK 1b	2	1	0	1	0	0	0	1	0	0	0	0	0	1	0	0	0	2	0	0
WYSZOMIERSKA 3b	2	1	1	2	0	0	0	1	0	0	0	0	0	1	0	1	0	0	0	0
MODZELEWSKA lf	2	2	1	0	0	0	0	0	1	0	0	1	0	0	0	0	0	0	0	0
Totals.....	19	15	9	12	1	0	0	7	6	0	1	1	0	4	0	1	0	9	1	0

STENLOSE	IP	H	R	ER	BB	SO	WP	HB	BK	IBB	SH	SF	CI	2B	3B	HR	AB	BF	FO	GO	NP
DOROFEE L,0-3	2.0	5	7	3	2	4	0	0	0	0	1	0	0	1	0	0	14	17	0	2	52
BORUP	0.0	4	8	7	5	0	0	1	0	0	0	0	0	0	0	0	5	11	0	0	36

WARSAW DIAMONDS	IP	H	R	ER	BB	SO	WP	HB	BK	IBB	SH	SF	CI	2B	3B	HR	AB	BF	FO	GO	NP
GARTHOFF W,1-2	3.0	0	0	0	0	5	0	0	0	0	0	0	0	0	0	0	9	9	2	2	34

Umpires - HP: KNECHTLE Patrick 1B: MARTINEZ Jesus E. 2B: PILEV Nicolay  
Scorers - MARCOVA Sara, NELISSEN Huub  
TC - CASTRO Lis  
Start: 15:30 Time: 1:00 Attendance: 35

Weather: Cloudy  
Game notes:

BORUP faced 11 batters in the 3rd.



# European Cup Women

Dupnitsa (Bulgaria) - August 18<sup>th</sup> / 22<sup>nd</sup>, 2015



## Game Summary 10



### Princ (CRO) – BABES (BUL)



Score by Innings	R	H	E
BABES.....	000	014	0 - 5 11 5
PRINC.....	120	211	X - 7 9 3

PRINC 7 (3-1), BABES 5 (1-3) - Composite Box Score  
Aug 19, 2015 at Dupnitsa (Devils 1)

#### BABES 5 (1-3)

Player	AB	R	H	BI	2B	3B	HR	BB	SB	CS	HP	SH	SF	SO	IBB	KL	GDP	PO	A	E
BLATSKA rf	4	0	1	0	0	0	0	0	0	0	0	0	0	0	0	0	0	2	0	0
MARCOVA cf	3	0	2	2	0	0	0	1	0	0	0	0	0	1	0	0	0	2	0	1
FETVOVA 1b	4	0	0	0	0	0	0	0	0	0	0	0	0	0	0	0	0	5	0	0
ARBOVA K. c	4	0	1	0	0	0	0	0	0	0	0	0	0	0	0	0	0	2	1	2
SIMEONOVA p/3b	3	1	1	0	0	0	0	0	0	0	0	1	0	1	0	0	0	2	3	0
KONOVA 3b/p	4	1	2	0	0	1	0	0	0	0	0	0	0	0	0	0	0	2	1	0
ARBOVA A. ss	4	2	2	0	0	0	0	0	0	0	0	0	0	1	0	0	0	1	2	0
OVNARSKA 1f	3	1	1	1	0	0	0	0	1	0	0	0	0	0	0	0	0	1	0	0
TOPALOVA 2b	3	0	1	0	0	0	0	0	0	0	0	0	0	0	0	0	0	1	0	2
Totals.....	32	5	11	3	0	1	0	1	1	0	0	1	0	3	0	0	0	18	7	5

#### PRINC 7 (3-1)

Player	AB	R	H	BI	2B	3B	HR	BB	SB	CS	HP	SH	SF	SO	IBB	KL	GDP	PO	A	E
PRSKALO ss	3	0	1	0	0	0	0	0	0	1	0	1	0	0	0	0	0	1	1	0
FERRIS cf/p	3	2	2	0	0	0	0	1	1	0	0	0	0	0	0	0	0	0	3	0
ZUPANIC p/cf	4	1	1	0	0	0	0	0	0	0	0	0	0	0	0	0	0	1	2	3
ORESCANIN c	4	1	3	1	0	0	0	0	1	0	0	0	0	0	0	0	0	4	0	0
HARAMINA 1b	2	0	1	2	0	0	0	2	1	0	0	0	0	0	0	0	0	10	0	0
CIZMIC POKRA 3b	3	0	0	0	0	0	0	1	0	0	0	0	0	0	0	0	0	1	2	0
MANCIC 2b/cf	3	1	0	0	0	0	0	0	0	0	0	0	0	0	0	0	0	2	1	0
LAMPE 1f	3	2	1	0	0	0	0	0	0	0	0	0	0	0	0	0	0	2	0	0
LACKOVIC rf	2	0	0	0	0	0	0	1	0	0	0	0	0	1	0	1	0	0	0	0
Totals.....	27	7	9	3	0	0	0	5	3	1	0	1	0	1	0	1	0	21	9	3

BABES	IP	H	R	ER	BB	SO	WP	HB	BK	IBB	SH	SF	CI	2B	3B	HR	AB	BF	FO	GO	NP
SIMEONOVA L,1-2	4.0	7	5	3	5	0	0	0	0	0	1	0	0	0	0	0	18	24	9	2	81
KONOVA	2.0	2	2	1	0	1	0	0	0	0	0	0	0	0	0	0	9	9	2	3	28

PRINC	IP	H	R	ER	BB	SO	WP	HB	BK	IBB	SH	SF	CI	2B	3B	HR	AB	BF	FO	GO	NP
ZUPANIC W,1-1	4.1	5	1	0	1	3	0	0	0	0	1	0	0	0	0	0	18	20	4	6	65
FERRIS S,1	2.2	6	4	3	0	0	0	0	0	0	0	0	0	0	1	0	14	14	3	5	46

Umpires - HP: LAUTENSCHLAGER Florian 1B: ARNO Jesper 3B: ROUX Nicolas

corers - NELISSEN Huub, MAITROT Pascal

TC - CASTRO Lis

Start: 18:00 Time: 1:51 Attendance: 45

Weather: Sunny

Game notes:





# European Cup Women

Dupnitsa (Bulgaria) - August 18<sup>th</sup> / 22<sup>nd</sup>, 2015



## Teams' Stats

	<b>Babes (BUL)</b>	<b>BUL</b>
---	--------------------	------------

Overall Statistics for BABES (as of Aug 19, 2015)  
(All games Sorted by Batting avg)

Competitie record: 1-3

Player	AVG	GP-GS	AB	R	H	2B	3B	HR	RBI	TB	SLG%	BB	HBP	SO	GDP	OB%	SF	SH	SB-ATT	PO	A	E	FLD%
13 KONOVA Nikoleta..	.500	4-4	10	2	5	0	2	0	3	9	.900	2	0	0	0	.583	0	0	1-1	7	2	1	.900
33 BLATSKA Victoria..	.417	4-4	12	2	5	0	0	0	0	5	.417	0	0	0	0	.417	0	0	0-0	5	1	0	1.000
32 MARCOVA Sara.....	.417	4-4	12	4	5	0	0	0	3	5	.417	2	0	2	0	.500	0	0	0-0	5	0	1	.833
2 ARBOVA Karolina..	.385	4-4	13	2	5	2	1	0	4	9	.692	0	1	1	0	.429	0	0	0-0	7	2	3	.750
1 ARBOVA Avgustina..	.357	4-4	14	3	5	0	0	0	0	5	.357	0	0	2	0	.357	0	0	0-0	5	4	0	1.000
77 SIMEONOVA Teodora	.308	4-4	13	3	4	0	1	0	1	6	.462	0	0	1	0	.308	0	1	0-0	5	7	2	.857
17 TOPALOVA Elena...	.222	4-4	9	3	2	0	0	0	0	2	.222	2	0	1	0	.364	0	0	0-0	7	2	2	.818
29 OVNARSKA Filipina	.111	4-4	9	3	1	0	0	0	1	1	.111	2	0	1	0	.273	0	0	1-1	10	1	2	.846
22 FETVOVA Mariya...	.000	4-4	11	1	0	0	0	0	1	0	.000	1	0	0	0	.083	0	2	0-0	13	0	1	.929
-----																							
18 BOGDANOVA Aleksan	.500	1-0	2	0	1	1	0	0	1	2	1.000	0	0	0	0	.500	0	0	0-0	1	2	0	1.000
4 GRAHOVSKA Yordank	.000	2-0	1	0	0	0	0	0	0	0	.000	0	0	0	0	.000	0	0	0-0	1	0	0	1.000
Totals.....	.311	4-4	106	23	33	3	4	0	14	44	.415	9	1	8	0	.371	0	3	2-2	66	21	12	.879
Opponents.....	.313	4-4	96	23	30	4	1	0	17	36	.375	13	2	12	0	.398	2	4	6-7	69	36	12	.897

LOB - Team (27), Opp (28). DPs turned - Team (2). Picked off - ARBOVA K. 1.

(All games Sorted by Earned run avg)

Player	ERA	W-L	APP	GS	CG	SHO/CBO	SV	IP	H	R	ER	BB	SO	2B	3B	HR	AB	B/Avg	WP	HBP	BK	SFA	SHA
77 SIMEONOVA Teodora	3.75	1-2	3	3	1	1/0	0	12.0	14	9	5	8	7	0	0	0	50	.280	0	2	0	0	1
-----																							
18 BOGDANOVA Aleksan	4.50	0-0	2	0	0	0/0	0	4.0	4	4	2	3	4	1	0	0	17	.235	1	0	0	0	1
13 KONOVA Nikoleta..	10.50	0-1	2	1	0	0/0	0	6.0	12	10	7	2	1	3	1	0	29	.414	1	0	0	2	2
Totals.....	5.73	1-3	4	4	1	1/0	0	22.0	30	23	14	13	12	4	1	0	96	.313	2	2	0	2	4
Opponents.....	2.35	3-1	4	4	3	1/0	1	23.0	33	23	6	9	8	3	4	0	106	.311	1	1	0	0	3

SBA/ATT - ARBOVA K. (4-5), SIMEONOVA (2-3), KONOVA (3-3), OVNARSKA (2-2), BOGDANOVA (1-1).

Overall Statistics for BABES (as of Aug 19, 2015)  
(All games Sorted by Fielding pct)

Player	C	PO	A	E	FLD%	DPs	SBA	CSB	SBA%	PB	CI
1 ARBOVA Avgustina..	9	5	4	0	1.000	0	0	0	---	0	0
33 BLATSKA Victoria..	6	5	1	0	1.000	0	0	0	---	0	0
18 BOGDANOVA Aleksan	3	1	2	0	1.000	1	1	0	1.000	0	0
4 GRAHOVSKA Yordank	1	1	0	0	1.000	0	0	0	---	0	0
22 FETVOVA Mariya...	14	13	0	1	.929	1	0	0	---	0	0
13 KONOVA Nikoleta..	10	7	2	1	.900	1	3	0	1.000	0	0
77 SIMEONOVA Teodora	14	5	7	2	.857	0	2	1	.667	0	0
29 OVNARSKA Filipina	13	10	1	2	.846	0	2	0	1.000	0	0
32 MARCOVA Sara.....	6	5	0	1	.833	0	0	0	---	0	0
17 TOPALOVA Elena...	11	7	2	2	.818	0	0	0	---	0	0
2 ARBOVA Karolina..	12	7	2	3	.750	1	4	1	.800	0	0
Totals.....	99	66	21	12	.879	2	6	1	.857	0	0
Opponents.....	117	69	36	12	.897	0	2	0	1.000	0	0

Hitting minimums - 1 Games 2.5 TPA/Game  
Pitching minimums - 1 Games 2.1 IP/Game




# European Cup Women

Dupnitsa (Bulgaria) - August 18<sup>th</sup> / 22<sup>nd</sup>, 2015



## Teams' Stats

	<b>Princ (CRO)</b>	<b>CRO</b>
---	--------------------	------------

Overall Statistics for PRINC (as of Aug 19, 2015)  
(All games Sorted by Batting avg)

Competitive record: 3-1

Player	AVG	GP-GS	AB	R	H	2B	3B	HR	RBI	TB	SLG%	BB	HBP	SO	GDP	OB%	SF	SH	SB-ATT	PO	A	E	FLD%
5 ORESCANIN Lorena.	.500	4-4	14	4	7	2	0	0	4	9	.643	0	0	0	0	.500	0	0	1-1	5	3	0	1.000
21 ZUPANIC Tihana...	.417	4-4	12	5	5	1	1	0	3	8	.667	1	1	1	0	.500	0	0	0-0	3	6	3	.750
11 HARAMINA Michaela	.400	4-4	10	2	4	0	0	0	4	4	.400	2	0	0	0	.500	0	1	1-1	28	3	0	1.000
8 CIZMIC POKRA Petr	.400	4-4	10	0	4	1	0	0	2	5	.500	2	0	1	0	.500	0	0	0-0	7	8	2	.882
10 FERRIS Julia.....	.385	4-4	13	4	5	1	1	0	1	8	.615	1	0	0	0	.429	0	0	1-1	3	4	0	1.000
7 PRSKALO Katarina.	.222	4-4	9	3	2	0	0	0	0	2	.222	3	0	0	0	.417	0	2	3-4	19	7	1	.963
12 LAMPE Ajda.....	.182	4-4	11	3	2	0	0	0	0	2	.182	0	0	1	0	.182	0	0	0-0	4	0	0	1.000
2 MANCIC Katarina..	.000	4-4	11	1	0	0	0	0	0	0	.000	0	0	4	0	.000	0	0	0-0	6	8	0	1.000
14 LACKOVIC Albina..	.000	4-4	9	0	0	0	0	0	0	0	.000	1	0	7	0	.100	0	0	0-0	0	0	1	.000
Totals.....	.293	4-4	99	22	29	5	2	0	14	38	.384	10	1	14	0	.364	0	3	6-7	75	39	7	.942
Opponents.....	.222	4-4	90	11	20	2	1	0	8	24	.267	5	1	19	1	.268	1	4	1-3	69	31	11	.901

LOB - Team (22), Opp (15). DPs turned - Team (2), Opp (2).

(All games Sorted by Earned run avg)

Player	ERA	W-L	APP	GS	CG	SHO/CBO	SV	IP	H	R	ER	BB	SO	2B	3B	HR	AB	B/Avg	WP	HBP	BK	SFA	SHA
10 FERRIS Julia.....	2.53	1-0	3	1	1	1/1	1	10.2	9	4	3	0	8	0	1	0	39	.231	0	1	1	0	1
21 ZUPANIC Tihana...	2.61	1-1	2	2	1	0/0	0	10.1	10	7	3	5	5	2	0	0	39	.256	0	0	0	1	2
11 HARAMINA Michaela	0.00	1-0	1	1	0	0/1	0	4.0	1	0	0	0	6	0	0	0	12	.083	0	0	0	0	1
Totals.....	2.16	3-1	4	4	2	2/1	1	25.0	20	11	6	5	19	2	1	0	90	.222	0	1	1	1	4
Opponents.....	4.70	1-3	4	4	3	0/0	0	23.0	29	22	12	10	14	5	2	0	99	.293	6	1	0	0	3

PB - Team (1), PRSKALO 1. SBA/ATT - FERRIS (1-3), PRSKALO (0-2), ORESCANIN (1-1).

Overall Statistics for PRINC (as of Aug 19, 2015)  
(All games Sorted by Fielding pct)

Player	C	PO	A	E	FLD%	Dps	SBA	CSB	SBA%	PB	CI
11 HARAMINA Michaela	31	28	3	0	1.000	1	0	0	---	0	0
2 MANCIC Katarina..	14	6	8	0	1.000	1	0	0	---	0	0
5 ORESCANIN Lorena.	8	5	3	0	1.000	0	1	0	1.000	0	0
10 FERRIS Julia.....	7	3	4	0	1.000	1	1	2	.333	0	0
12 LAMPE Ajda.....	4	4	0	0	1.000	0	0	0	---	0	0
7 PRSKALO Katarina.	27	19	7	1	.963	1	0	2	.000	1	0
8 CIZMIC POKRA Petr	17	7	8	2	.882	1	0	0	---	0	0
21 ZUPANIC Tihana...	12	3	6	3	.750	1	0	0	---	0	0
14 LACKOVIC Albina..	1	0	0	1	.000	0	0	0	---	0	0
Totals.....	121	75	39	7	.942	2	1	2	.333	1	0
Opponents.....	111	69	31	11	.901	2	6	1	.857	0	0

Hitting minimums - 1 Games    2.5 TPA/Game  
Pitching minimums - 1 Games    2.1 IP/Game



# European Cup Women

Dupnitsa (Bulgaria) - August 18<sup>th</sup> / 22<sup>nd</sup>, 2015



## Teams' Stats

	<b>Stenlose Bulls (DEN)</b>	<b>DEN</b>
---	-----------------------------	------------

Overall Statistics for STENLOSE (as of Aug 19, 2015)  
(All games Sorted by Batting avg)

Competitie record: 0-3

Player	AVG	GP-GS	AB	R	H	2B	3B	HR	RBI	TB	SLG%	BB	HBP	SO	GDP	OB%	SF	SH	SB-ATT	PO	A	E	FLD%
11 VEGENER Katrine..	.250	3-3	4	0	1	0	0	0	0	1	.250	0	0	3	0	.250	0	0	0-0	1	3	2	.667
21 FRANCHVILLE Taylo	.250	3-3	4	0	1	0	0	0	0	1	.250	0	0	1	0	.250	0	0	0-0	12	0	0	1.000
23 WOLF-F Rebekka...	.200	3-3	5	0	1	0	0	0	0	1	.200	0	0	1	0	.200	0	0	0-0	2	3	2	.714
12 BORUP Belinda....	.000	3-3	5	0	0	0	0	0	0	0	.000	0	0	3	0	.000	0	0	0-0	7	0	1	.875
13 HJORTH Pernille..	.000	3-2	4	0	0	0	0	0	0	0	.000	0	0	4	0	.000	0	0	0-0	0	0	0	.000
6 LARSEN Maria.....	.000	3-3	4	0	0	0	0	0	0	0	.000	0	0	2	0	.000	0	0	0-0	1	0	1	.500
35 MEINERT Jane.....	.000	3-3	4	0	0	0	0	0	0	0	.000	0	0	1	0	.000	0	1	0-0	1	5	3	.667
27 DOROFEE Wendy....	.000	3-3	3	0	0	0	0	0	0	0	.000	1	0	1	0	.250	0	0	0-0	0	2	2	.500
44 SCHWARTZ Bettina..	.000	2-2	3	0	0	0	0	0	0	0	.000	0	0	2	0	.000	0	0	0-0	5	3	1	.889
92 GREGERSEN Mia....	.000	2-2	2	0	0	0	0	0	0	0	.000	0	0	1	0	.000	0	0	0-0	1	0	1	.500
Totals.....	.079	3-3	38	0	3	0	0	0	0	3	.079	1	0	19	0	.103	0	1	0-0	30	16	13	.780
Opponents.....	.412	3-3	68	38	28	7	2	0	28	39	.574	14	1	9	0	.518	0	1	7-7	36	9	0	1.000

LOB - Team (4), Opp (16).

(All games Sorted by Earned run avg)

Player	ERA	W-L	APP	GS	CG	SHO/CBO	SV	IP	H	R	ER	BB	SO	2B	3B	HR	AB	B/Avg	WP	HBP	BK	SFA	SHA
27 DOROFEE Wendy....	8.10	0-3	3	3	2	0/0	0	10.0	24	30	9	9	9	7	2	0	63	.381	1	0	0	0	1
12 BORUP Belinda....	99.00	0-0	1	0	0	0/0	0	0.0	4	8	7	5	0	0	0	0	5	.800	0	1	0	0	0
Totals.....	14.40	0-3	3	3	2	0/0	0	10.0	28	38	16	14	9	7	2	0	68	.412	1	1	0	0	1
Opponents.....	0.00	3-0	3	3	2	3/1	0	12.0	3	0	0	1	19	0	0	0	38	.079	0	0	0	0	1

SBA/ATT - FRANCHVILLE (7-7), BORUP (4-4), DOROFEE (3-3).

Overall Statistics for STENLOSE (as of Aug 19, 2015)  
(All games Sorted by Fielding pct)

Player	C	PO	A	E	FLD%	Dps	SBA	CSB	SBA%	PB	CI
21 FRANCHVILLE Taylo	12	12	0	0	1.000	0	7	0	1.000	0	0
44 SCHWARTZ Bettina..	9	5	3	1	.889	0	0	0	---	0	0
12 BORUP Belinda....	8	7	0	1	.875	0	4	0	1.000	0	0
23 WOLF-F Rebekka...	7	2	3	2	.714	0	0	0	---	0	0
35 MEINERT Jane.....	9	1	5	3	.667	0	0	0	---	0	0
11 VEGENER Katrine..	6	1	3	2	.667	0	0	0	---	0	0
27 DOROFEE Wendy....	4	0	2	2	.500	0	3	0	1.000	0	0
92 GREGERSEN Mia....	2	1	0	1	.500	0	0	0	---	0	0
6 LARSEN Maria.....	2	1	0	1	.500	0	0	0	---	0	0
13 HJORTH Pernille..	0	0	0	0	.000	0	0	0	---	0	0
Totals.....	59	30	16	13	.780	0	7	0	1.000	0	0
Opponents.....	45	36	9	0	1.000	0	0	0	---	0	0

Hitting minimums - 1 Games    2.5 TPA/Game  
Pitching minimums - 1 Games    2.1 IP/Game



# European Cup Women

Dupnitsa (Bulgaria) - August 18<sup>th</sup> / 22<sup>nd</sup>, 2015



## Teams' Stats

### Les Comanches (FRA)

### FRA

Overall Statistics for LES Comanches (as of Aug 19, 2015)  
(All games Sorted by Batting avg)

Competitie record: 2-1

Player	AVG	GP-GS	AB	R	H	2B	3B	HR	RBI	TB	SLG%	BB	HBP	SO	GDP	OB%	SF	SH	SB-ATT	PO	A	E	FLD%
7 PRADE Pauline....	.727	3-3	11	4	8	0	0	0	3	8	.727	0	0	1	0	.727	0	0	1-1	6	2	1	.889
21 HUNTER Raina....	.444	3-3	9	5	4	1	1	0	4	7	.778	2	0	2	0	.545	0	0	0-0	3	0	0	1.000
11 LASSAIGNE Celine..	.444	3-3	9	3	4	1	0	0	5	5	.556	0	0	1	0	.444	0	1	1-1	11	1	0	1.000
5 MARIE Manon.....	.333	3-3	9	1	3	0	0	0	2	3	.333	0	0	2	0	.333	0	0	0-0	2	1	1	.750
12 LEMAIRE Camille..	.167	3-3	6	2	1	0	0	0	2	1	.167	0	0	1	0	.143	1	4	0-0	6	3	0	1.000
15 RIERA Camille....	.143	3-3	7	3	1	0	0	0	0	1	.143	1	0	1	0	.250	0	0	0-0	11	1	1	.923
17 GIBSON-Jones Sara	.111	3-3	9	0	1	1	0	0	1	2	.222	1	0	1	0	.200	0	0	0-0	2	4	0	1.000
3 PITCHER Carrie...	.000	3-3	7	1	0	0	0	0	2	0	.000	1	0	1	0	.111	1	1	0-0	7	1	0	1.000
-----																							
25 BENCHALI Sarah...	.500	1-1	2	1	1	0	0	0	0	1	.500	1	0	0	0	.667	0	0	0-0	0	0	1	.000
8 CARATINI Marion..	.000	2-1	3	2	0	0	0	0	0	0	.000	1	0	0	0	.250	0	0	0-0	2	1	0	1.000
10 DOMANICO Elsa....	.000	1-1	2	0	0	0	0	0	0	0	.000	0	0	1	0	.000	0	0	0-0	1	0	0	1.000
87 SAURAT Laurie....	.000	1-0	0	0	0	0	0	0	0	0	.000	0	0	0	0	.000	0	0	0-0	0	0	0	.000
Totals.....	.311	3-3	74	22	23	3	1	0	19	28	.378	7	0	11	0	.361	2	6	2-2	51	20	4	.947
Opponents.....	.155	3-3	58	2	9	1	0	0	1	10	.172	6	4	11	0	.275	1	0	0-0	51	19	11	.864

LOB - Team (16), Opp (16). DPs turned - Team (0), Opp (1).

(All games Sorted by Earned run avg)

Player	ERA	W-L	APP	GS	CG	SHO/CBO	SV	IP	H	R	ER	BB	SO	2B	3B	HR	AB	B/Avg	WP	HBP	BK	SFA	SHA
50 TOUMIT Alienor...	0.00	1-1	2	1	1	1/0	0	8.0	3	1	0	4	4	1	0	0	25	.120	0	2	0	1	0
-----																							
4 GARTNER Charline..	0.00	1-0	1	1	1	1/0	0	5.0	4	0	0	0	2	0	0	0	18	.222	1	1	0	0	0
25 BENCHALI Sarah...	2.25	0-0	1	1	0	0/0	0	4.0	2	1	1	2	5	0	0	0	15	.133	0	1	1	0	0
Totals.....	0.53	2-1	3	3	2	2/0	0	17.0	9	2	1	6	11	1	0	0	58	.155	1	4	1	1	0
Opponents.....	5.29	1-2	3	3	1	0/0	0	17.0	23	22	10	7	11	3	1	0	74	.311	5	0	0	2	6

PB - Team (0), Opp (1).

Overall Statistics for LES Comanches (as of Aug 19, 2015)  
(All games Sorted by Fielding pct)

Player	C	PO	A	E	FLD%	Dps	SBA	CSB	SBA%	PB	CI
11 LASSAIGNE Celine..	12	11	1	0	1.000	0	0	0	---	0	0
12 LEMAIRE Camille..	9	6	3	0	1.000	0	0	0	---	0	0
3 PITCHER Carrie...	8	7	1	0	1.000	0	0	0	---	0	0
17 GIBSON-Jones Sara	6	2	4	0	1.000	0	0	0	---	0	0
50 TOUMIT Alienor...	4	0	4	0	1.000	0	0	0	---	0	0
21 HUNTER Raina....	3	3	0	0	1.000	0	0	0	---	0	0
8 CARATINI Marion..	3	2	1	0	1.000	0	0	0	---	0	0
4 GARTNER Charline..	2	0	2	0	1.000	0	0	0	---	0	0
10 DOMANICO Elsa....	1	1	0	0	1.000	0	0	0	---	0	0
15 RIERA Camille....	13	11	1	1	.923	0	0	0	---	0	0
7 PRADE Pauline....	9	6	2	1	.889	0	0	0	---	0	0
5 MARIE Manon.....	4	2	1	1	.750	0	0	0	---	0	0
25 BENCHALI Sarah...	1	0	0	1	.000	0	0	0	---	0	0
87 SAURAT Laurie....	0	0	0	0	.000	0	0	0	---	0	0
Totals.....	75	51	20	4	.947	0	0	0	---	0	0
Opponents.....	81	51	19	11	.864	1	2	0	1.000	1	0

Hitting minimums - 1 Games    2.5 TPA/Game  
Pitching minimums - 1 Games    2.1 IP/Game




# European Cup Women

Dupnitsa (Bulgaria) - August 18<sup>th</sup> / 22<sup>nd</sup>, 2015



## Teams' Stats

	<b>CBS Sant Boi (ESP)</b>	<b>ESP</b>
---	---------------------------	------------

Overall Statistics for SANT BOI (as of Aug 19, 2015)  
(All games Sorted by Batting avg)

Competitive record: 3-0

Player	AVG	GP-GS	AB	R	H	2B	3B	HR	RBI	TB	SLG%	BB	HBP	SO	GDP	OB%	SF	SH	SB-ATT	PO	A	E	FLD%
50 JONAS Roser.....	.455	3-3	11	3	5	2	0	0	1	7	.636	1	0	2	0	.500	0	0	1-1	2	0	1	.667
8 ALLUE Ana Isabel.	.222	3-3	9	1	2	0	0	0	1	2	.222	2	0	1	0	.364	0	0	0-0	4	6	2	.833
32 MONCHO Raquel....	.200	3-3	10	1	2	0	0	0	2	2	.200	1	0	0	0	.250	1	0	0-0	2	2	0	1.000
5 LEON Alexandra....	.182	3-3	11	2	2	0	0	0	2	2	.182	0	0	1	0	.182	0	0	0-0	14	4	0	1.000
13 PELAEZ Laia.....	.167	3-3	6	4	1	1	0	0	1	2	.333	3	2	1	0	.545	0	1	0-0	14	6	0	1.000
22 PAREJO Beatriz...	.111	3-3	9	1	1	0	0	0	1	1	.111	1	1	1	0	.273	0	0	0-0	17	4	0	1.000
12 PELAEZ Carla.....	1.000	1-0	1	0	1	0	0	0	1	1	1.000	0	0	0	0	1.000	0	0	1-1	0	0	0	.000
21 HORNSVELD Silvia.	.500	2-1	2	0	1	1	0	0	1	2	1.000	2	0	1	0	.750	0	0	0-0	0	0	0	.000
41 MENA Lidia.....	.333	1-0	3	0	1	0	0	0	0	1	.333	0	0	1	0	.333	0	0	0-0	3	1	1	.800
31 CALLEJAS Laura...	.250	3-2	4	1	1	0	0	0	2	1	.250	1	1	1	0	.429	1	0	0-0	1	0	0	1.000
63 PENA Irene.....	.167	3-3	6	1	1	0	0	0	0	1	.167	1	0	3	0	.286	0	0	0-0	1	0	0	1.000
15 QUESADA Marina...	.000	3-3	4	1	0	0	0	0	0	0	.000	2	1	1	0	.429	0	0	0-0	4	5	0	1.000
17 ESTOQUERA Marina.	.000	1-0	1	0	0	0	0	0	0	0	.000	0	0	0	0	.000	0	0	0-0	0	0	0	.000
4 FERNANDEZ Raquel.	.000	1-0	1	1	0	0	0	0	0	0	.000	0	0	0	0	.000	0	0	0-0	1	3	0	1.000
Totals.....	.231	3-3	78	16	18	4	0	0	12	22	.282	14	5	13	0	.374	2	1	2-2	63	31	4	.959
Opponents.....	.218	3-3	78	8	17	2	2	0	6	23	.295	6	0	11	0	.274	0	4	4-4	60	25	8	.914

LOB - Team (24), Opp (17). DPs turned - Team (3), Opp (3).

(All games Sorted by Earned run avg)

Player	ERA	W-L	APP	GS	CG	SHO/CBO	SV	IP	H	R	ER	BB	SO	2B	3B	HR	AB	B/Avg	WP	HBP	BK	SFA	SHA
22 PAREJO Beatriz...	1.29	1-0	1	1	1	0/0	0	7.0	3	1	1	0	7	0	0	0	23	.130	1	0	0	0	1
5 LEON Alexandra...	2.57	1-0	1	1	1	0/0	0	7.0	8	3	2	2	1	2	1	0	29	.276	0	0	0	0	2
4 FERNANDEZ Raquel.	3.86	1-0	1	1	1	0/0	0	7.0	6	4	3	4	3	0	1	0	26	.231	2	0	0	0	1
Totals.....	2.57	3-0	3	3	3	0/0	0	21.0	17	8	6	6	11	2	2	0	78	.218	3	0	0	0	4
Opponents.....	3.60	0-3	3	3	1	0/0	0	20.0	18	16	8	14	13	4	0	0	78	.231	1	5	1	2	1

SBA/ATT - PELAEZ L. (4-4), FERNANDEZ (3-3), PAREJO (1-1).

Overall Statistics for SANT BOI (as of Aug 19, 2015)  
(All games Sorted by Fielding pct)

Player	C	PO	A	E	FLD%	Dps	SBA	CSB	SBA%	PB	CI
22 PAREJO Beatriz...	21	17	4	0	1.000	2	1	0	1.000	0	0
13 PELAEZ Laia.....	20	14	6	0	1.000	2	4	0	1.000	0	0
5 LEON Alexandra...	18	14	4	0	1.000	2	0	0	---	0	0
15 QUESADA Marina...	9	4	5	0	1.000	0	0	0	---	0	0
32 MONCHO Raquel....	4	2	2	0	1.000	0	0	0	---	0	0
4 FERNANDEZ Raquel.	4	1	3	0	1.000	0	3	0	1.000	0	0
31 CALLEJAS Laura...	1	1	0	0	1.000	0	0	0	---	0	0
63 PENA Irene.....	1	1	0	0	1.000	0	0	0	---	0	0
8 ALLUE Ana Isabel.	12	4	6	2	.833	1	0	0	---	0	0
41 MENA Lidia.....	5	3	1	1	.800	0	0	0	---	0	0
50 JONAS Roser.....	3	2	0	1	.667	0	0	0	---	0	0
21 HORNSVELD Silvia.	0	0	0	0	.000	0	0	0	---	0	0
12 PELAEZ Carla.....	0	0	0	0	.000	0	0	0	---	0	0
17 ESTOQUERA Marina.	0	0	0	0	.000	0	0	0	---	0	0
Totals.....	98	63	31	4	.959	3	4	0	1.000	0	0
Opponents.....	93	60	25	8	.914	3	2	0	1.000	0	0

Hitting minimums - 1 Games    2.5 TPA/Game  
Pitching minimums - 1 Games    2.1 IP/Game



# European Cup Women

Dupnitsa (Bulgaria) - August 18<sup>th</sup> / 22<sup>nd</sup>, 2015



## Teams' Stats

### Warsaw Diamonds (POL)

POL

Overall Statistics for WARSAW DIAMONDS (as of Aug 19, 2015)  
(All games Sorted by Batting avg)

Competitie record: 1-2

Player	AVG	GP-GS	AB	R	H	2B	3B	HR	RBI	TB	SLG%	BB	HBP	SO	GDP	OB%	SF	SH	SB-ATT	PO	A	E	FLD%
23 WOJCIK Sylwia...	.286	3-3	7	1	2	0	0	0	2	2	.286	1	0	1	0	.375	0	0	0-0	6	0	0	1.000
26 CEMBOR Klaudia...	.143	3-3	7	1	1	0	0	0	0	1	.143	1	0	2	0	.250	0	0	0-0	10	0	0	1.000
13 WOJCIK Emma.....	.500	2-2	4	3	2	1	0	0	2	3	.750	2	0	1	0	.667	0	0	3-3	3	0	2	.600
5 BONEVICH Elena...	.500	3-2	4	2	2	0	0	0	2	2	.500	1	0	1	0	.600	0	0	2-3	0	0	2	.000
3 SMOLARZ Marta....	.333	2-2	3	0	1	0	0	0	0	1	.333	0	0	1	0	.333	0	1	0-1	7	0	2	.778
66 MODZELEWSKA Pauli	.333	2-1	3	2	1	0	0	0	0	1	.333	0	0	0	0	.333	0	1	1-1	2	0	0	1.000
24 SOVAK Victoria...	.250	2-1	4	0	1	0	0	0	0	1	.250	0	0	1	0	.250	0	0	0-0	1	1	0	1.000
34 WYSZOMIERSKA Ewa.	.167	3-3	6	1	1	0	0	0	2	1	.167	1	0	1	0	.286	0	0	0-0	3	3	2	.750
93 GARTHOFF Kelsea..	.167	3-3	6	2	1	0	0	0	2	1	.167	1	0	0	1	.286	0	0	0-0	1	5	1	.857
6 JANUSZKO Maja....	.000	3-3	5	2	0	0	0	0	1	0	.000	0	2	0	0	.286	0	0	0-0	1	0	0	1.000
7 TRZEBINSKA Karoli	.000	2-2	4	0	0	0	0	0	0	0	.000	0	0	3	0	.000	0	0	0-0	3	4	0	1.000
25 SZKUDLAREK Sylwia	.000	2-2	2	1	0	0	0	0	1	0	.000	1	0	1	0	.333	0	0	0-0	5	0	0	1.000
85 SAWICKA Magdalena	.000	1-1	1	0	0	0	0	0	0	0	.000	0	0	1	0	.000	0	0	0-0	0	0	0	.000
38 UBOWSKA Barbara..	.000	1-0	0	0	0	0	0	0	0	0	.000	0	0	0	0	.000	0	0	0-0	0	0	0	.000
Totals.....	.214	3-3	56	15	12	1	0	0	12	13	.232	8	2	13	1	.333	0	2	6-8	42	13	9	.859
Opponents.....	.230	3-3	61	16	14	0	1	0	11	16	.262	5	1	16	0	.299	0	3	0-0	42	20	7	.899

LOB - Team (11), Opp (12). DPs turned - Team (0), Opp (1). Picked off - WOJCIK E. 1.

(All games Sorted by Earned run avg)

Player	ERA	W-L	APP	GS	CG	SHO/CBO	SV	IP	H	R	ER	BB	SO	2B	3B	HR	AB	B/Avg	WP	HBP	BK	SFA	SHA
93 GARTHOFF Kelsea..	0.00	1-2	3	3	2	1/0	0	12.0	9	9	0	1	16	0	1	0	48	.188	3	1	0	0	2
34 WYSZOMIERSKA Ewa.	0.00	0-0	1	0	0	0/0	0	0.1	1	0	0	0	0	0	0	0	4	.250	0	0	0	0	0
24 SOVAK Victoria...	16.20	0-0	1	0	0	0/0	0	1.2	4	7	3	4	0	0	0	0	9	.444	3	0	0	0	1
Totals.....	1.93	1-2	3	3	2	1/0	0	14.0	14	16	3	5	16	0	1	0	61	.230	6	1	0	0	3
Opponents.....	6.43	2-1	3	3	2	2/0	0	14.0	12	15	10	8	13	1	0	0	56	.214	0	2	1	0	2

PB - Team (1), CEMBOR 1, Opp (1).

Overall Statistics for WARSAW DIAMONDS (as of Aug 19, 2015)  
(All games Sorted by Fielding pct)

Player	C	PO	A	E	FLD%	Dps	SBA	CSB	SBA%	PB	CI
26 CEMBOR Klaudia...	10	10	0	0	1.000	0	0	0	---	1	0
7 TRZEBINSKA Karoli	7	3	4	0	1.000	0	0	0	---	0	0
23 WOJCIK Sylwia....	6	6	0	0	1.000	0	0	0	---	0	0
25 SZKUDLAREK Sylwia	5	5	0	0	1.000	0	0	0	---	0	0
66 MODZELEWSKA Pauli	2	2	0	0	1.000	0	0	0	---	0	0
24 SOVAK Victoria...	2	1	1	0	1.000	0	0	0	---	0	0
6 JANUSZKO Maja....	1	1	0	0	1.000	0	0	0	---	0	0
93 GARTHOFF Kelsea..	7	1	5	1	.857	0	0	0	---	0	0
3 SMOLARZ Marta....	9	7	0	2	.778	0	0	0	---	0	0
34 WYSZOMIERSKA Ewa.	8	3	3	2	.750	0	0	0	---	0	0
13 WOJCIK Emma.....	5	3	0	2	.600	0	0	0	---	0	0
5 BONEVICH Elena...	2	0	0	2	.000	0	0	0	---	0	0
38 UBOWSKA Barbara..	0	0	0	0	.000	0	0	0	---	0	0
85 SAWICKA Magdalena	0	0	0	0	.000	0	0	0	---	0	0
Totals.....	64	42	13	9	.859	0	0	0	---	1	0
Opponents.....	69	42	20	7	.899	1	6	2	.750	1	0

Hitting minimums - 1 Games 2.5 TPA/Game  
Pitching minimums - 1 Games 2.1 IP/Game



# European Cup Women

Dupnitsa (Bulgaria) - August 18<sup>th</sup> / 22<sup>nd</sup>, 2015



## Technical Appointments

### Thursday August 20th

Game	At time	Venue	Group	Home team			Visiting team
11	09:30	Devils 1		Stenlose Bulls (DEN)			Les Comanches (FRA)
<b>Umpires:</b>		Jesus Estevez C. Martinez		Nicolay Pilev		Patrick Knechtle	
<b>Scorers:</b>		Sara Marcova		Huub Nelissen			
<b>T.C.:</b>		Lis Castro					

Game	At time	Venue	Group	Home team			Visiting team
12	12:00	Devils 1		Sant Boi (ESP)			Warsaw Diamonds (POL)
<b>Umpires:</b>		Patrick Knechtle		Nicolas Roux		Nicolay Pilev	
<b>Scorers:</b>				Huub Nelissen			
<b>T.C.:</b>		Lis Castro					

Game	At time	Venue	Group	Home team			Visiting team
13	15:30	Devils 1		Les Comanches (FRA)			Princ (CRO)
<b>Umpires:</b>		Jesper Arno		Jesus Estevez C. Martinez		Florian Lautenschlager	
<b>Scorers:</b>		Sara Marcova		Huub Nelissen			
<b>T.C.:</b>		Lis Castro					

Game	At time	Venue	Group	Home team			Visiting team
14	17:00	Devils 2		Stenlose Bulls (DEN)			Sant Boi (ESP)
<b>Umpires:</b>		Nicolas Roux		Nicolay Pilev		Patrick Knechtle	
<b>Scorers:</b>		Huub Nelissen		Malgorzata Banaszynska			
<b>T.C.:</b>		Lis Castro					

Game	At time	Venue	Group	Home team			Visiting team
15	18:00	Devils 1		Warsaw Diamonds (POL)			Babes (BUL)
<b>Umpires:</b>		Jesus Estevez C. Martinez		Florian Lautenschlager		Jesper Arno	
<b>Scorers:</b>		Pascal Maitrot					
<b>T.C.:</b>		Lis Castro					



# European Cup Women

Dupnitsa (Bulgaria) - August 18<sup>th</sup> / 22<sup>nd</sup>, 2015



## Abbreviations

HITTING		FIELDING	
2B	Doubles	A	Assists
3B	Triples	C	Chances
AB	At bats	CI	Catcher's interference
AVG	Batting average	CSB	Caught stealing by (pitcher and catcher)
BB	Base on balls	DPs	Double plays participated in
GPD	Grounded into double plays	E	Errors
GP / GS	Games played / Games started	FLD%	Fielding percentage
H	Base hits	PB	Passed balls (catcher)
HBP	Hit by pitch	PO	Putouts
HR	Home runs	SBA	Stolen bases allowed (pitcher and catcher)
IBB	Intentional base on balls	SBA%	Stolen bases against percentage (pitcher and catcher)
OB%	On base percentage		
R	Runs scored		
RBI	Runs batted in		
SB / ATT	Stolen bases / Stolen bases attempts		
SF	Sacrifice flies		
SH	Sacrifice hits		
SLG%	Slugging percentage		
SO	Strikeouts		
TB	Total bases		
PITCHING		ANALYSIS STATISTICS	
2B	Doubles allowed	vs Left	Avg against left-handed pitchers
3B	Triples allowed	vs Right	Avg against right-handed pitchers
AB	At bats	rch by leadoff	Avg when leading off an inning
APP / GS	Appearances / Game starts	with 2 outs	Avg when batting with 2 outs
B/Avg	Opponent batting average	w/runners on	Avg when batting with runners on base
BB	Base on balls allowed	w/bases empty	Avg when batting with bases empty
BF	Batters faced	RBI ops	Avg when batting with runners on 2nd or 3rd base
IBB	Intentional base on balls allowed	Gnd out	Number of ground outs (includes SACs, but not errors)
BK	Balk	Fly out	Number of fly outs (includes SFs, but not errors)
CG	Complete games	Fly / Gnd	Fly outs to ground outs ratio
ER	Earned runs allowed	pinch hitting	Avg as pinch hitter
ERA	Earned run average	with runners in scoring pos	Avg when batting with runners in scoring positions
FO	Fly outs	w/rnr on 3rd and LT 2 outs	Avg when batting with runner on third base and less than 2 outs
GO	Ground outs	with 2 outs	Avg when batting with 2 outs
H	Hits allowed	2 out rbi	Runs batted in with 2 outs
HBP	Hit by pitch	success advancing rnr	Success advancing runners
HR	Home runs allowed	#rnr adv w/out	Number of times batter made an out and advanced at least 1 runner
IP	Innings played	rnr	Number of runners left on base by last batter of inning
R	Runs allowed	rch err	Reach first base on error
SFA	Sacrifice flies allowed	rch fc	Reach first base on fielder's choice
SHA	Sacrifice hits allowed	kl	Strikeouts look
SHO/CHO	Shutouts / Combination shutouts		
SO	Strikeouts		
SV	Saves		
W/L	Wins/Losses		
WP	Wild pitches		