



European Cup Winners Cup Women

Porpetto (Italy) - September 1st / 6th, 2014



Porpetto - September 1st/6th

Daily Report 5

September 4, 2014



European Cup Winners Cup Women

Porpetto (Italy) - September 1st / 6th, 2014



Schedule

Game	Time	Field	Group	Home team	Visiting team	Final Score
Monday, 1st September						
3	12.00	1	D	UKS Wroclaw (POL)	Forli (ITA)	0 - 7
1	13.30	1	C	Neunkirchen (GER)	Stenlose (DEN)	8 - 1 5°
2	13.30	2	B	Kotlarka (CZE)	Kalita (RUS)	1 - 3
4	14.30	3	A	Sparks (NED)	Angels (BUL)	10 - 0 4°
6	16.00	2	B	Brasschaat (BEL)	Kotlarka (CZE)	2 - 3
5	16.30	1	C	Sant Boi (ESP)	Neunkirchen (GER)	0 - 6
7	17.00	3	A	Meyzieu (FRA)	Sparks (NED)	0 - 15 3°
8	20.00	1	D	Forli (ITA)	Eagles (SUI)	1 - 0
Tuesday, 2nd September						
9	9.30	1	A	Angels (BUL)	Meyzieu (FRA)	2 - 3
10	9.30	2	B	Kalita (RUS)	Brasschaat (BEL)	2 - 6
11	12.00	1	D	Eagles (SUI)	UKS Wroclaw (POL)	7 - 0
18	19.00	4	F	Kotlarka (CZE)	Meyzieu (FRA)	5 - 3
Wednesday, 3rd September						
12	9.30	2	C	Stenlose (DEN)	Sant Boi (ESP)	2 - 6
15	10.00	1	F	Neunkirchen (GER)	Eagles (SUI)	7 - 0 5°
17	10.00	4	E	Sparks (NED)	Forli (ITA)	0 - 2
13	12.00	2	E	Brasschaat (BEL)	Sant Boi (ESP)	7 - 1
22	12.30	1	F	Neunkirchen (GER)	Meyzieu (FRA)	5 - 3
14	14.00	3	G	Kalita (RUS)	Stenlose (DEN)	11 - 4 5°
27	14.30	2	E	Sparks (NED)	Brasschaat (BEL)	9 - 0 5°
21	15.00	1	F	Eagles (SUI)	Kotlarka (CZE)	4 - 3
20	16.30	3	G	Kalita (RUS)	Angels (BUL)	7 - 0 5°
23	18.30	1	E	Forli (ITA)	Sant Boi (ESP)	7 - 0 5°
28	20.00	2	F	Kotlarka (CZE)	Neunkirchen (GER)	2 - 10 5°
25	20.30	5	F	Meyzieu (FRA)	Eagles (SUI)	0 - 12 5°
26	20.30	4	G	Angels (BUL)	Stenlose (DEN)	5 - 3
19	21.00	1	E	Forli (ITA)	Brasschaat (BEL)	10 - 1 5°
Thursday, 4th September						
24	10.00	1	E	Sant Boi (ESP)	Sparks (NED)	0 - 7 5°
34	10.00	2	H	Brasschaat (BEL)	Eagles (SUI)	2 - 0
31	12.30	1	H	Forli (ITA)	Kotlarka (CZE)	14 - 2 3°
30	12.30	2	H	Neunkirchen (GER)	Brasschaat (BEL)	7 - 4
32	12.30	4	G	Angels (BUL)	Kalita (RUS)	4 - 11 6°
35	15.00	1	H	Sparks (NED)	Kotlarka (CZE)	9 - 2 5°
33	15.00	4	G	Stenlose (DEN)	Kalita (RUS)	3 - 17 4°
29	17.30	1	H	Eagles (SUI)	Sparks (NED)	0 - 24 4°
16	17.30	4	G	Stenlose (DEN)	Angels (BUL)	8 - 7
36	20.30	4	H	Forli (ITA)	Neunkirchen (GER)	10 - 0 4°
Friday, 5th September						
37	10.00	1	7	Sant Boi (ESP)	Meyzieu (FRA)	-
38	10.00	2	H	Kotlarka (CZE)	Brasschaat (BEL)	-
39	12.30	1	H	Eagles (SUI)	Forli (ITA)	-
40	12.30	2	H	Neunkirchen (GER)	Sparks (NED)	-
41	17.30	1	P	H3	H4	-
42	20.00	1	P	H1	H2	-
Saturday, 6th September						
44	10.00	1	Final	Losser 1st semifinal	Winner 2nd semifinal	-
45	15.00	1	9	Kalita (RUS)	Angels (BUL)	-
46	18.00	1	P	Winner 1st semifinal	Winner Final	-



European Cup Winners Cup Women

Porpetto (Italy) - September 1st / 6th, 2014






Standings




Standing Pool A

Pos	Team	GP	WO	LO	AVG	GB
1	 Sparks (NED)	2	2	0	1000	---
2	 Meyzieu (FRA)	2	1	1	500	1.0
3	 Angels (BUL)	2	0	2	0	2.0




Standing Pool B

Pos	Team	P	W	L	AVG	GB
1	 Kotlarka (CZE)	2	1	1	500	---
2	 Brasschaat (BEL)	2	1	1	500	---
3	 Kalita (RUS)	2	1	1	500	---





Standing Pool C

Pos	Team	P	W	L	AVG	GB
1	 Neunkirchen (GER)	2	2	0	1000	---
2	 Sant Boi (ESP)	2	1	1	500	1.0
3	 Stenlose (DEN)	2	0	2	0	2.0





Standing Pool D

Pos	Team	P	W	L	AVG	GB
1	 Forli (ITA)	2	2	0	1000	---
2	 Eagles (SUI)	2	1	1	500	1.0
3	 UKS Wroclaw (POL)	2	0	2	0	2.0




Standing Pool E

Pos	Team	P	W	L	AVG	GB
1	 Forli (ITA)	3	3	0	1000	---
2	 Sparks (NED)	3	2	1	667	1.0
3	 Brasschaat (BEL)	3	1	2	333	2.0
4	 Sant Boi (ESP)	3	0	3	0	3.0

Standing Pool F

Pos	Team	P	W	L	AVG	GB
1	 Neunkirchen (GER)	3	3	0	1000	---
2	 Eagles (SUI)	3	2	1	667	1.0
3	 Kotlarka (CZE)	3	1	2	333	2.0
4	 Meyzieu (FRA)	3	0	3	0	3.0

Standing Pool G

Pos	Team	P	W	L	AVG	GB
1	 Kalita (RUS)	4	4	0	1000	---
2	 Angels (BUL)	4	2	2	500	2.0
3	 Stenlose (DEN)	4	0	4	0	4.0

Standing Pool H

Pos	Team	P	W	L	AVG	GB
1	 Forli (ITA)	4	4	0	1000	---
2	 Neunkirchen (GER)	4	3	1	750	1.0
3	 Sparks (NED)	4	3	1	750	1.0
4	 Eagles (SUI)	4	1	3	250	3.0
5	 Brasschaat (BEL)	4	1	3	250	3.0
6	 Kotlarka (CZE)	4	0	4	0	4.0



European Cup Winners Cup Women

Porpetto (Italy) - September 1st / 6th, 2014



Game Summary 16



Stenlose (DEN) - Angels (BUL)



<cpil2>

Stenlose (DEN) 8, Angels (BUL) 7 (Sep 04, 2014 at CASTIONS DE STRADA)

Angels (BUL)..... 100 010 5 - 7 10 8 (1-6)
Stenlose (DEN)..... 202 112 X - 8 5 4 (2-5)

Pitchers: Angels (BUL) - MILENKOVA,Yanita; NIKOLOVA,Leonor(6) and SOKOLOVA,Petya.

Stenlose (DEN) - NIELSEN,Mathilde; BOCKELMANN,Ayla(7) and NIELSEN,Kristina.

Win-NIELSEN,Mathilde(1-2) Loss-MILENKOVA,Yanita(1-3) T-1:56 A-24

Weather: Rainy

Game notes:

Scorekeeper - OLIVO Enzo, MAESTRI Andrea, BURLINI Stefano

TC - VALENTINIS Roberto

MILENKOVA,Y faced 2 batters in the 6th.

NIELSEN,M faced 3 batters in the 7th.

Game: 16

<cpil2>

European Cup Winners Cup Women - 2014

Stenlose (DEN) 8 (2-5), Angels (BUL) 7 (1-6) - Composite Box Score

Sep 04, 2014 at CASTIONS DE STRADA (Field 4)

Angels (BUL) 7 (1-6)

Player	AB	R	H	BI	2B	3B	HR	BB	SB	CS	HP	SH	SF	SO	IBB	KL	GDP	PO	A	E
DAMYANOVA,E 2b	5	0	1	1	0	0	0	0	0	0	0	0	0	3	0	0	0	0	0	1
BLATSKA,V 1b	4	2	1	1	0	1	0	1	2	0	0	0	0	0	0	0	0	5	1	1
MILENKOVA,Y p/3b	4	1	1	1	0	0	0	0	0	0	0	0	1	1	0	0	0	0	3	1
SOKOLOVA,P c	3	1	1	1	0	0	0	0	0	0	0	1	0	0	0	0	0	4	0	1
NIKOLOVA,D cf	4	1	2	1	0	0	0	0	0	0	0	0	0	0	0	0	0	2	0	1
GEORGIEVA,V ss	2	0	1	1	0	0	2	0	1	0	0	0	0	0	0	0	0	4	3	2
LEONTIEVA,G lf	4	0	1	0	0	0	0	0	0	0	0	0	0	2	0	0	0	1	0	0
NIKOLOVA,L 3b/p	4	0	1	1	0	0	0	0	0	0	0	0	0	0	0	0	0	0	2	1
GRAHOVSKA,Y pr	0	1	0	0	0	0	0	0	0	0	0	0	0	0	0	0	0	0	0	0
GRAHOVSKA,K rf	2	1	1	0	0	0	0	2	0	0	0	0	0	0	0	0	0	2	0	0
Totals.....	32	7	10	7	0	1	0	5	2	1	0	1	1	6	0	0	0	18	9	8

Stenlose (DEN) 8 (2-5)

Player	AB	R	H	BI	2B	3B	HR	BB	SB	CS	HP	SH	SF	SO	IBB	KL	GDP	PO	A	E
BOCKELMANN,A cf/p	3	3	1	0	0	0	0	1	0	0	0	0	0	0	0	0	0	0	0	1
NIELSEN,K c	3	3	2	1	1	0	0	0	0	0	0	1	0	0	0	0	0	8	1	0
NIELSEN,M p/cf	3	1	1	1	0	0	0	0	0	0	0	0	1	0	0	0	0	1	2	0
VEGENER,K 2b	3	0	0	2	0	0	0	0	0	0	0	0	1	1	0	1	0	2	0	1
DARLOV,C dh	3	1	0	1	0	0	0	0	0	0	1	0	0	0	0	0	0	0	0	0
LARSEN,S lf	3	0	1	0	0	0	0	0	0	0	0	0	0	1	0	1	0	1	0	0
BORUP,B 1b	2	0	0	1	0	0	0	0	0	0	0	0	1	0	0	0	0	7	0	0
MELNERT,J rf	3	0	0	0	0	0	0	0	0	0	0	0	0	1	0	0	0	0	0	0
WILLUMSEN,A rf	0	0	0	0	0	0	0	0	0	0	0	0	0	0	0	0	0	0	0	0
FREDERIKSEN ss	3	0	0	0	0	0	0	0	0	0	0	0	0	0	0	0	0	1	3	2
GREGERSEN,M 3b	0	0	0	0	0	0	0	0	0	0	0	0	0	0	0	0	0	1	1	0
Totals.....	26	8	5	6	1	0	0	1	0	0	1	1	3	3	0	2	0	21	7	4

Angels (BUL) IP H R ER BB SO WP HB BK IBB SH SF CI 2B 3B HR AB BF FO GO

MILENKOVA,Y L,1-3 5.0 5 8 4 1 3 1 1 0 0 1 3 0 1 0 0 23 29 7 5
NIKOLOVA,L 1.0 0 0 0 0 0 0 0 0 0 0 0 0 0 0 0 3 3 0 3

Stenlose (DEN) IP H R ER BB SO WP HB BK IBB SH SF CI 2B 3B HR AB BF FO GO

NIELSEN,M 4.0 8 5 2 5 5 0 0 0 0 1 1 0 0 1 0 25 32 7 5



European Cup Winners Cup Women

Porpetto (Italy) - September 1st / 6th, 2014



Game Summary 24



Sant Boi (ESP) - Sparks (NED)



<cpil2>

Sparks (NED) 7, Sant Boi (ESP) 0 (Sep 04, 2014 at PORPETTO)

 Sparks (NED)..... 000 43 - 7 7 0 (5-1)
 Sant Boi (ESP)..... 000 00 - 0 1 1 (1-5)

Pitchers: Sparks (NED) - BLOEMING,Dagmar; SCHEELEE,Kirsten(5) and TUK,Karin. Sant Boi (ESP) - TORTOLERO,E and PELAEZ MAZA,Laia.

Win-BLOEMING,Dagmar(2-1) Loss-TORTOLERO,E(0-2) T-1:15 A-50

HR NED - GOSEWER,Nathalie (2); TUK,Karin (2).

Weather: Rainy

Game notes:

Scorekeepers - PIERI Stefano, MAESTRI Andrea

TC - MOSS Libby

Game: 24

<cpil2>

European Cup Winners Cup Women - 2014

Sparks (NED) 7 (5-1), Sant Boi (ESP) 0 (1-5) - Composite Box Score
 Sep 04, 2014 at PORPETTO (Field 1)

Sparks (NED) 7 (5-1)

Player	AB	R	H	BI	2B	3B	HR	BB	SB	CS	HP	SH	SF	SO	IBB	KL	GDP	PO	A	E
GOSEWER,N lf	3	2	2	1	0	0	1	0	1	0	0	0	0	0	0	0	0	0	0	0
SPEL,A cf	2	2	1	0	1	0	0	1	0	0	0	0	0	1	0	0	0	1	0	0
KOSTERINK,S 2b	2	1	0	0	0	0	0	0	0	0	0	1	0	0	0	0	0	0	0	0
TUK,K c	3	2	2	3	1	0	1	0	0	0	0	0	0	1	0	1	0	12	0	0
ANNEVELD, V ss	3	0	2	1	1	1	0	0	0	0	0	0	0	0	0	0	0	0	0	0
VAN DRIEL,M rf	2	0	0	0	0	0	0	1	0	0	0	0	0	0	0	0	0	0	0	0
VAN DALEN,M 1b	3	0	0	0	0	0	0	0	0	0	0	0	0	2	0	1	0	2	0	0
WEIJGERTSE,M 3b	2	0	0	0	0	0	0	0	0	0	0	0	0	0	0	0	0	0	0	2
VAN DER KAAI dh	2	0	0	0	0	0	0	0	0	0	0	0	0	1	0	0	0	0	0	0
BLOEMING,D p	0	0	0	0	0	0	0	0	0	0	0	0	0	0	0	0	0	0	0	0
SCHEELEE,K p	0	0	0	0	0	0	0	0	0	0	0	0	0	0	0	0	0	0	0	0
Totals.....	22	7	7	5	3	1	2	2	1	0	0	1	0	5	0	2	0	15	2	0

Sant Boi (ESP) 0 (1-5)

Player	AB	R	H	BI	2B	3B	HR	BB	SB	CS	HP	SH	SF	SO	IBB	KL	GDP	PO	A	E
GUTIERREZ,M 3b	2	0	0	0	0	0	0	0	0	0	0	0	0	2	0	0	0	1	0	0
RAMOS,L ss	2	0	0	0	0	0	0	0	0	0	0	0	0	2	0	1	0	1	4	0
CALVO,A cf	2	0	0	0	0	0	0	0	0	0	0	0	0	1	0	1	0	2	0	0
PAREJO,B rf	2	0	0	0	0	0	0	0	0	0	0	0	0	1	0	0	0	0	0	0
MENA,L 2b	2	0	0	0	0	0	0	0	0	0	0	0	0	1	0	0	0	0	0	0
TORTOLERO,E p	1	0	0	0	0	0	0	0	0	0	0	0	0	1	0	0	0	0	1	1
CALLEYAS,L ph	1	0	1	0	0	0	0	0	0	0	0	0	0	0	0	0	0	0	0	0
HORNSVELD,S lf	1	0	0	0	0	0	0	0	0	0	0	0	0	1	0	1	0	0	0	0
PELAEZ,C lf	1	0	0	0	0	0	0	0	0	0	0	0	0	1	0	0	0	1	0	0
FERNANDEZ,R 1b	1	0	0	0	0	0	0	0	0	0	0	0	0	1	0	1	0	5	0	0
PELAEZ,L c	1	0	0	0	0	0	0	0	0	0	0	0	0	1	0	0	0	5	0	0
Totals.....	16	0	1	0	0	0	0	0	0	0	0	0	0	12	0	4	0	15	5	1

Sparks (NED)	IP	H	R	ER	BB	SO	WP	HB	BK	IBB	SH	SF	CI	2B	3B	HR	AB	BF	FO	GO
BLOEMING,D w,2-1	4.0	0	0	0	0	10	0	0	0	0	0	0	0	0	0	0	12	12	0	2
SCHEELEE,K	1.0	1	0	0	0	2	0	0	0	0	0	0	0	0	0	0	4	4	1	0

Sant Boi (ESP)	IP	H	R	ER	BB	SO	WP	HB	BK	IBB	SH	SF	CI	2B	3B	HR	AB	BF	FO	GO
Tortolero,E	2.0	7	7	4	2	5	0	0	0	0	1	0	0	3	1	2	22	25	5	5



European Cup Winners Cup Women

Porpetto (Italy) - September 1st / 6th, 2014



Game Summary 29



Eagles (SUI) - Sparks (NED)



<cpil2>

Sparks (NED) 24, Eagles (SUI) 0 (Sep 04, 2014 at PORPETTO)

 Sparks (NED)..... 760 (11) - 24 19 0 (7-1)
 Eagles (SUI)..... 000 0 - 0 0 2 (2-4)

Pitchers: Sparks (NED) - SOUMERU,Rebecca and TUK,Karin. Eagles (SUI) - ULRICH,Irene and ROLLI,Jessica.

Win-SOUMERU,Rebecca(3-0) Loss-ULRICH,Irene(0-1) T-1:45 A-45

HR NED - VERSLUIS,Chantall (1); SPEL,Areke (1); CONNOR,Debby 2 (2); TUK,Karin (3).

Weather: Raining

Game notes:

Scorekeepers: MARANGONI Barbara, VALENTI Francesca

T.C. - CASTRO Lis

Game: 29

<cpil2>

European Cup Winners Cup Women - 2014
 Sparks (NED) 24 (7-1), Eagles (SUI) 0 (2-4) - Composite Box Score
 Sep 04, 2014 at PORPETTO (FIELD 1)

Sparks (NED) 24 (7-1)

Player	AB	R	H	BI	2B	3B	HR	BB	SB	CS	HP	SH	SF	SO	IBB	KL	GDP	PO	A	E
VERSLUIS,C ss	4	4	2	5	1	0	1	1	1	0	0	0	0	0	0	0	0	1	0	0
SPEL,A cf	4	2	3	4	0	0	1	1	1	0	0	0	0	0	0	0	0	0	0	0
KOSTERINK,S 1b	3	3	1	2	1	0	0	1	1	0	1	0	0	0	0	0	0	3	0	0
GOSEWER,N lf	4	2	2	1	1	0	0	1	0	0	0	0	0	0	0	0	0	1	0	0
ANNEVELD, V 3b	4	1	1	1	0	0	0	0	0	0	0	0	0	0	0	0	0	0	1	0
CONNOR,D dh	4	3	3	6	0	0	2	0	0	0	0	0	0	0	0	0	0	0	0	0
TUK,K c	3	3	3	2	1	0	1	0	0	0	1	0	0	0	0	0	0	6	1	0
WEIJGERTSE,M 2b	3	3	3	1	1	0	0	1	0	0	0	0	0	0	0	0	0	1	0	0
VAN DRIEL,M rf	3	3	1	0	0	0	0	1	0	0	0	0	0	0	0	0	0	0	0	0
SOUMERU,R p	0	0	0	0	0	0	0	0	0	0	0	0	0	0	0	0	0	0	2	0
Totals.....	32	24	19	22	5	0	5	6	3	0	2	0	0	0	0	0	0	12	4	0

Eagles (SUI) 0 (2-4)

Player	AB	R	H	BI	2B	3B	HR	BB	SB	CS	HP	SH	SF	SO	IBB	KL	GDP	PO	A	E
NOVAK,J lf	1	0	0	0	0	0	0	0	0	0	0	0	0	1	0	0	0	0	1	0
CRAMERI,F ph	1	0	0	0	0	0	0	0	0	0	0	0	0	1	0	0	0	0	0	0
CASPARIS,C rf	2	0	0	0	0	0	0	0	0	0	0	0	0	2	0	0	0	0	0	1
ROBINSON,B ss	2	0	0	0	0	0	0	0	0	0	0	0	0	0	0	0	0	0	5	0
MOLINA,L dh	1	0	0	0	0	0	0	0	0	0	0	0	0	0	0	0	0	0	0	0
WHITE,S 3b	1	0	0	0	0	0	0	0	0	0	0	0	0	1	0	0	0	3	0	0
GLOUKHOFF,J 1b	1	0	0	0	0	0	0	0	0	0	0	0	0	0	0	0	0	6	0	0
BAUMGARTNER, 2b	1	0	0	0	0	0	0	0	0	0	0	0	0	0	0	0	0	0	3	1
ROLLI,J c	1	0	0	0	0	0	0	0	0	0	0	0	0	1	0	1	0	1	0	0
SPRING,J cf	1	0	0	0	0	0	0	0	0	0	0	0	0	1	0	0	0	2	1	0
ULRICH,I p	0	0	0	0	0	0	0	0	0	0	0	0	0	0	0	0	0	0	0	0
Totals.....	12	0	0	0	0	0	0	0	0	0	0	0	0	7	0	1	0	12	10	2

Sparks (NED)	IP	H	R	ER	BB	SO	WP	HB	BK	IBB	SH	SF	CI	2B	3B	HR	AB	BF	FO	GO
SOUMERU,R W,3-0	4.0	0	0	0	0	7	0	0	0	0	0	0	0	0	0	0	12	12	2	3

Eagles (SUI)	IP	H	R	ER	BB	SO	WP	HB	BK	IBB	SH	SF	CI	2B	3B	HR	AB	BF	FO	GO
ULRICH,I L,0-1	4.0	19	24	22	6	0	2	2	0	0	0	0	0	5	0	5	32	40	3	8



European Cup Winners Cup Women

Porpetto (Italy) - September 1st / 6th, 2014



Game Summary 30



Neunkirchen (GER) - Brasschaat (BEL)



<cpil2>

Neunkirchen (GER) 7, Brasschaat (BEL) 4 (Sep 04, 2014 at RONCHI DEI LEGIONARI)

Brasschaat (BEL).... 004 000 0 - 4 4 1 (3-4)
Neunkirchen (GER)... 104 020 X - 7 7 5 (6-0)

Pitchers: Brasschaat (BEL) - MERKX,Marjolein; STAVERT,Beth(2); DE SCRIVJVERE,Griet(6) and DE LANNOY,Kelly. Neunkirchen (GER) - GLAZEBROOK,Rachel and OGINK,Maaike.

Win-GLAZEBROOK,Rachel(2-0) Loss-STAVERT,Beth(0-3) T-1:55 A-70

Weather: Partially Cloudy

Game notes:

Scorekeepers - VIANELLO Marina, VESCOVI Luigi

T.C. - HORNSTRA Hans

Game: 30

<cpil2>

European Cup Winners Cup Women - 2014

Neunkirchen (GER) 7 (6-0), Brasschaat (BEL) 4 (3-4) - Composite Box Score
Sep 04, 2014 at RONCHI DEI LEGIONARI (Field 2)

Brasschaat (BEL) 4 (3-4)

Player	AB	R	H	BI	2B	3B	HR	BB	SB	CS	HP	SH	SF	SO	IBB	KL	GDP	PO	A	E
VAN KNEGSEL, cf	4	1	0	0	0	0	0	0	0	0	0	0	0	0	0	0	0	3	0	0
VAN DER ZAND ss	3	0	2	0	1	0	0	0	0	0	0	1	0	0	0	0	0	2	3	1
DE LANNOY,Ke c	2	1	1	0	0	0	0	1	2	0	0	1	0	1	0	0	0	4	0	0
STAVERT,B dh/p	3	1	0	0	0	0	0	1	0	0	0	0	0	2	0	0	0	1	1	0
DOOSCHE,E 3b	3	1	1	2	1	0	0	0	0	0	0	0	0	2	0	1	0	0	1	0
VAN DOORSLAE rf	3	0	0	0	0	0	0	0	0	0	0	0	0	0	0	0	0	0	0	0
VAN KERKOERL 2b/1b	3	0	0	0	0	0	0	0	0	0	0	0	0	1	0	0	0	2	2	0
DE SCRIVJVERE 1b/ph	3	0	0	0	0	0	0	0	0	0	0	0	0	1	0	0	0	4	0	0
DE PERMENTIE 2b	0	0	0	0	0	0	0	0	0	0	0	0	0	0	0	0	0	2	0	0
BAKKER,Ju lf	2	0	0	0	0	0	0	0	0	0	0	0	0	1	0	0	0	0	0	0
EVERS,Sa ph/lf	1	0	0	0	0	0	0	0	0	0	0	0	0	1	0	1	0	0	0	0
MERKX,M p	0	0	0	0	0	0	0	0	0	0	0	0	0	0	0	0	0	0	0	0
Totals.....	27	4	4	2	2	0	0	2	2	0	0	2	0	9	0	2	0	18	7	1

Neunkirchen (GER) 7 (6-0)

Player	AB	R	H	BI	2B	3B	HR	BB	SB	CS	HP	SH	SF	SO	IBB	KL	GDP	PO	A	E
THEISSEN,Ma 1b	3	0	0	0	0	0	0	0	0	0	0	0	0	1	0	0	0	7	1	0
WAGSHALL,J ph	1	0	0	0	0	0	0	0	0	0	0	0	0	0	0	0	0	0	0	0
OGINK,Ma c	3	1	0	0	0	0	0	1	1	0	0	0	0	1	0	1	0	9	0	0
LUCAS,E 3b	3	1	0	0	0	0	0	1	0	0	0	0	0	0	0	0	0	0	0	0
QUINN,Ar ss/2b	2	2	2	2	1	0	0	1	0	0	0	0	0	0	0	0	0	1	1	3
GLAZEBROOK,R p	2	2	1	1	1	0	0	1	0	0	0	0	0	1	0	0	0	2	3	0
OGINK,J lf	3	1	1	2	0	0	0	0	1	0	0	0	0	0	0	0	0	0	0	1
GRUNDMANN,Ha dh	3	0	0	0	0	0	0	0	0	0	0	0	0	1	0	0	0	0	0	0
NEUMANN,Kl 2b/ss	3	0	2	1	0	0	0	0	0	0	0	0	0	0	0	0	0	1	4	1
HABERL,Ju cf	3	0	1	0	0	0	0	0	0	0	0	0	0	1	0	0	0	0	0	0
SIAENEN,Br rf	0	0	0	0	0	0	0	0	0	0	0	0	0	0	0	0	0	1	0	0
Totals.....	26	7	7	6	2	0	0	4	2	0	0	0	0	4	1	1	0	21	9	5

Brasschaat (BEL)	IP	H	R	ER	BB	SO	WP	HB	BK	IBB	SH	SF	CI	2B	3B	HR	AB	BF	FO	GO
MERKX,M	1.0	2	2	2	1	0	0	0	0	0	0	0	0	1	0	0	5	6	0	3
STAVERT,B L,0-3	4.0	5	5	4	3	3	2	0	0	1	0	0	0	1	0	0	18	21	6	3
DE SCRIVJVERE	1.0	0	0	0	0	1	0	0	0	0	0	0	0	0	0	0	3	3	1	1

Neunkirchen (GER)	IP	H	R	ER	BB	SO	WP	HB	BK	IBB	SH	SF	CI	2B	3B	HR	AB	BF	FO	GO
-------------------	----	---	---	----	----	----	----	----	----	-----	----	----	----	----	----	----	----	----	----	----



European Cup Winners Cup Women

Porpetto (Italy) - September 1st / 6th, 2014



Game Summary 31



Forlì (ITA) - Kotlarka (CZE)



<cpil2>

Forlì (ITA) 14, Kotlarka (CZE) 2 (Sep 04, 2014 at PORPETTO)

Kotlarka (CZE)..... 002 0 - 2 2 7 (2-4)
Forlì (ITA)..... 770 X - 14 15 0 (6-0)

Pitchers: Kotlarka (CZE) - BAJEROVÁ, Kristýna and SVÁTKOVÁ, Lucie. Forlì (ITA) - CACCIAMANI, Iliaria; ONOFRI, Carlotta(2); ZANOTTI, Matilde(3) and GIANFERRO, Federica.

Win-ONOFRI, Carlotta(1-0) Loss-BAJEROVÁ, Kristýna(0-1) T-1:15 A-45

Weather: Cloudy

Game notes:

Scorekeepers - MARANGONI Barbara, VALENTI Francesca

T.C. - MOSS Libby

Game: 31

<cpil2>

European Cup Winners Cup Women - 2014

Forlì (ITA) 14 (6-0), Kotlarka (CZE) 2 (2-4) - Composite Box Score
Sep 04, 2014 at PORPETTO (Field 1)

Kotlarka (CZE) 2 (2-4)

Player	AB	R	H	BI	2B	3B	HR	BB	SB	CS	HP	SH	SF	SO	IBB	KL	GDP	PO	A	E
NOVOTNÁ, Z ss	0	1	0	0	0	0	0	2	0	0	0	0	0	0	0	0	0	0	1	0
ONDRÁČKOVÁ, M cf	1	1	0	0	0	0	0	1	0	0	0	0	0	1	0	0	0	0	0	0
SVÁTKOVÁ, L c	1	0	0	0	0	0	0	1	0	0	0	0	0	1	0	0	0	0	2	0
NEŠVADBOVA, V lb	2	0	1	2	0	0	0	0	0	0	0	0	0	1	0	0	0	0	6	0
KOROUSOVÁ, K 2b	2	0	1	0	0	0	0	0	0	0	0	0	0	1	0	1	0	0	0	0
BAJEROVÁ, K p	2	0	0	0	0	0	0	0	0	0	0	0	0	1	0	0	0	0	0	1
BÁRTOVÁ, L 3b	2	0	0	0	0	0	0	0	0	0	0	0	0	0	0	0	0	0	4	2
EBROVÁ, K lf/rf	2	0	0	0	0	0	0	0	0	0	0	0	0	1	0	0	0	0	1	0
GEDEONOVÁ, E rf/lf	2	0	0	0	0	0	0	0	0	0	0	0	0	0	0	0	0	0	0	0
Totals.....	14	2	2	2	0	0	0	4	0	0	0	0	0	6	0	1	0	9	6	7

Forlì (ITA) 14 (6-0)

Player	AB	R	H	BI	2B	3B	HR	BB	SB	CS	HP	SH	SF	SO	IBB	KL	GDP	PO	A	E
GRIFAGNO, E 2b	2	1	2	0	0	0	0	0	0	0	0	0	0	0	0	0	0	0	0	0
LAGHI, M ph/2b	1	1	1	1	0	0	0	0	0	0	0	0	0	0	0	0	0	1	1	0
CERIONI, M 3b/lf	3	1	2	2	0	0	0	0	0	0	0	0	0	0	0	0	0	0	0	1
MONTANARI, A cf	3	2	2	3	0	1	0	0	1	0	0	0	0	0	0	0	0	0	0	0
BEDWEL, K lb	3	2	2	1	1	0	0	0	1	0	0	0	0	0	0	0	0	4	0	0
ZAULI, C rf	1	0	0	1	0	0	0	0	0	0	0	0	0	0	0	0	0	0	0	0
ONOFRI, V rf	2	1	1	1	0	0	0	0	0	0	0	0	0	0	0	0	0	0	0	0
PIANELLA, M dh	3	2	2	2	1	0	0	0	0	0	0	0	0	0	0	0	0	0	0	0
GIANFERRO, F c	3	2	2	2	1	0	0	0	0	0	0	0	0	1	0	1	0	6	0	0
ZANOTTI, M lf/p	1	1	0	0	0	0	0	1	0	0	0	0	0	0	0	0	0	0	0	0
MAZZONI, M ph/lf	1	0	0	0	0	0	0	0	0	0	0	0	0	0	0	0	0	0	0	0
BROLLI, L ss	3	1	1	0	0	0	0	0	0	0	0	0	0	1	0	1	0	1	0	0
CACCIAMANI, I p	0	0	0	0	0	0	0	0	0	0	0	0	0	0	0	0	0	0	0	0
ONOFRI, C p/3b	0	0	0	0	0	0	0	0	0	0	0	0	0	0	0	0	0	0	0	0
Totals.....	26	14	15	13	3	1	0	1	2	0	0	0	0	2	0	2	0	12	2	0

Kotlarka (CZE) IP H R ER BB SO WP HB BK IBB SH SF CI 2B 3B HR AB BF FO GO

BAJEROVÁ, K L, 0-1 3.0 15 14 8 1 2 0 0 0 0 0 0 0 3 1 0 26 27 1 6

Forlì (ITA) IP H R ER BB SO WP HB BK IBB SH SF CI 2B 3B HR AB BF FO GO

CACCIAMANI, I 1.0 0 0 0 1 3 0 0 0 0 0 0 0 0 0 0 3 4 0 0



European Cup Winners Cup Women

Porpetto (Italy) - September 1st / 6th, 2014



Game Summary 32



Angels (BUL) - Kalita (RUS)



<cpil2>

Kalita (RUS) 11, Angels (BUL) 4 (Sep 04, 2014 at CASTIONS DE STRADA)

Kalita (RUS)..... 044 003 - 11 14 2 (4-2)
Angels (BUL)..... 100 120 - 4 7 3 (2-4)

Pitchers: Kalita (RUS) - CERNECCA,Teresa and FIORIO,Alice. Angels (BUL) - NIKOLOVA,Dilyana; MILENKOVA,Yanita(4) and SOKOLOVA,Petya.

Win-CERNECCA,Teresa(2-1) Loss-NIKOLOVA,Dilyana(0-2) T-1:40 A-27

Weather: Cloudy

Game notes:

Scorekeepers - BURLINI Stefano, MAESTRI Andrea

TC - VALENTINIS Roberto

Game: 32

<cpil2>

European Cup Winners Cup Women - 2014
Kalita (RUS) 11 (4-2), Angels (BUL) 4 (2-4) - Composite Box Score
Sep 04, 2014 at CASTIONS DE STRADA (Field 4)

Kalita (RUS) 11 (4-2)

Player	AB	R	H	BI	2B	3B	HR	BB	SB	CS	HP	SH	SF	SO	IBB	KL	GDP	PO	A	E
VEREIKINA,P ss	3	0	1	1	0	1	0	1	0	0	0	0	0	0	0	0	0	3	2	0
KHACHATRYAN, 2b	4	1	1	0	0	0	0	0	0	0	0	0	0	1	0	1	0	2	3	0
MARTIROS.,L 3b	3	0	0	0	0	0	0	0	0	0	0	1	0	0	0	0	0	0	2	1
SHABANOVA,A 1b	2	2	2	0	0	0	0	0	0	0	0	0	0	0	0	0	0	2	0	1
SMETANINA,E 1b	2	1	1	1	1	0	0	0	0	0	0	0	0	0	0	0	0	6	1	0
FIORIO,A c	4	1	1	0	1	0	0	0	0	0	0	0	0	0	0	0	0	4	1	0
CERNECCA,T p	3	3	3	3	2	1	0	0	0	0	1	0	0	0	0	0	0	0	2	0
MARTIROS.,K rf	2	0	0	0	0	0	0	0	0	0	0	0	0	0	0	0	0	0	0	0
KORNIENKO,J rf	2	0	2	1	0	0	0	0	0	0	0	0	0	0	0	0	0	0	0	0
MARTIROS.,M lf	3	2	2	3	1	0	0	0	1	0	0	0	0	0	0	0	0	0	0	0
TELNOVA,I cf	3	1	1	1	1	0	0	0	0	0	0	0	0	0	0	0	0	1	0	0
REMIZOVA,Y cf	0	0	0	0	0	0	0	0	0	0	0	0	0	0	0	0	0	0	0	0
Totals.....	31	11	14	10	6	2	0	1	1	0	1	1	0	1	0	1	0	18	11	2

Angels (BUL) 4 (2-4)

Player	AB	R	H	BI	2B	3B	HR	BB	SB	CS	HP	SH	SF	SO	IBB	KL	GDP	PO	A	E
DAMYANOVA,E 2b	3	1	0	0	0	0	0	0	0	0	0	0	0	0	0	0	0	3	3	0
BLATSKA,V 1b	2	0	0	2	0	0	0	0	0	0	0	1	0	0	0	0	0	8	0	0
MILENKOVA,Y cf/p	2	0	0	1	0	0	0	0	0	0	0	0	1	0	0	0	0	1	3	0
SOKOLOVA,P c	3	1	1	0	0	0	0	0	1	0	0	0	0	0	0	0	0	2	0	0
NIKOLOVA,D p/cf	3	0	1	0	0	0	0	0	1	0	0	0	0	0	0	0	0	1	1	0
GEORGIEVA,V ss	3	0	1	1	0	0	0	0	0	1	0	0	0	1	0	0	0	1	1	1
LAZAROVA,V lf	1	0	0	0	0	0	0	0	0	0	0	0	0	1	0	0	0	0	0	1
GRAHOVSKA,Y lf	2	0	1	0	0	0	0	0	0	0	0	0	0	0	0	0	0	0	0	0
SUMOVA,A dh	3	1	2	0	1	0	0	0	0	0	0	0	0	0	0	0	0	0	0	0
GRAHOVSKA,K rf	3	1	1	0	0	0	0	0	0	0	0	0	0	2	0	0	0	0	0	1
LEONTIEVA,G 3b	0	0	0	0	0	0	0	0	0	0	0	0	0	0	0	0	0	2	2	0
Totals.....	25	4	7	4	1	0	0	0	2	1	0	1	1	4	0	0	0	18	10	3

Kalita (RUS) IP H R ER BB SO WP HB BK IBB SH SF CI 2B 3B HR AB BF FO GO

CERNECCA,T W,2-1 6.0 7 4 2 0 4 1 0 0 0 1 1 0 1 0 0 25 27 3 10

Angels (BUL) IP H R ER BB SO WP HB BK IBB SH SF CI 2B 3B HR AB BF FO GO

NIKOLOVA,D L,0-2 3.0 8 8 7 1 1 2 1 0 0 0 0 0 3 2 0 18 20 3 5



European Cup Winners Cup Women

Porpetto (Italy) - September 1st / 6th, 2014



Game Summary 33



Stenlose (DEN) - Kalita (RUS)



<cpil2>

Kalita (RUS) 17, Stenlose (DEN) 3 (Sep 04, 2014 at CASTIONS DI STRADA)

Kalita (RUS)..... (14)30 0 - 17 5 2 (6-1)
Stenlose (DEN)..... 0 12 0 - 3 9 3 (0-6)

Pitchers: Kalita (RUS) - KAZARINA, Anastasia and SHABANOVA, Anna. Stenlose (DEN) - SIMONSEN, Maria; BOCKELMANN, Ayla(4) and LARSEN, Sarah; NIELSEN, Kristina.

Win-KAZARINA, Anastasia(3-0) Loss-SIMONSEN, Maria(0-1) T-1:20 A-35

Weather: Cloudy

Game notes:

Scorekeepers - BURLINI Stefano, MAESTRI Andrea

TC - VALENTINIS Roberto

Game: 33

<cpil2>

European Cup Winners Cup Women - 2014
Kalita (RUS) 17 (6-1), Stenlose (DEN) 3 (0-6) - Composite Box Score
Sep 04, 2014 at CASTIONS DI STRADA (Field 4)

Kalita (RUS) 17 (6-1)

Player	AB	R	H	BI	2B	3B	HR	BB	SB	CS	HP	SH	SF	SO	IBB	KL	GDP	PO	A	E
VEREIKINA, P ss	4	1	2	2	1	0	0	0	0	0	0	0	0	0	0	0	0	0	1	0
TELNOVA, I cf	1	3	1	1	0	0	0	2	0	0	0	0	0	0	0	0	0	0	0	0
KORNIENKO, J rf	1	0	0	0	0	0	0	0	0	0	0	0	0	1	0	0	0	0	0	0
MARTIROS., L 3b	1	3	1	1	1	0	0	1	2	0	1	0	0	0	0	0	0	0	0	1
REMIZOVA, Y lf	1	0	0	0	0	0	0	0	0	0	0	0	0	1	0	0	0	0	1	0
SHABANOVA, A c	1	2	0	2	0	0	0	2	1	0	0	1	0	1	0	1	0	4	0	1
SMETANINA, E 1b	4	1	0	2	0	0	0	0	0	0	0	0	0	0	0	0	0	6	0	0
KHACHATRYAN, 2b	2	2	1	0	0	0	0	1	0	0	0	0	0	1	0	0	0	0	3	0
MARTIROS., M lf/3b	2	2	0	0	0	0	0	1	0	0	0	0	0	0	0	0	0	0	1	1
KAZARINA, A p	2	1	0	1	0	0	0	1	0	0	0	0	0	1	0	0	0	1	2	0
MARTIROS., K rf/cf	1	2	0	1	0	0	0	1	0	0	1	0	0	0	0	0	0	0	0	0
Totals.....	20	17	5	10	2	0	0	9	3	0	2	1	0	5	0	1	0	12	9	2

Stenlose (DEN) 3 (0-6)

Player	AB	R	H	BI	2B	3B	HR	BB	SB	CS	HP	SH	SF	SO	IBB	KL	GDP	PO	A	E
FREDERIKSEN ss	1	0	0	0	0	0	0	0	0	0	0	0	0	0	0	0	0	1	2	1
MELNERT, J ph	1	1	1	0	0	0	0	0	0	0	0	0	0	0	0	0	0	0	0	0
NIELSEN, M ph	1	0	1	0	0	0	0	0	0	0	0	0	0	0	0	0	0	0	0	0
BORUP, B 1b	3	0	1	0	0	0	0	0	0	0	0	0	0	1	0	1	0	3	0	0
SIMONSEN, M p	1	0	0	0	0	0	0	0	0	0	0	0	0	0	0	0	0	0	2	0
BOCKELMANN, A ph/p	2	1	2	1	0	0	0	0	0	0	0	0	0	0	0	0	0	0	0	0
VEGENER, K 2b	3	0	1	1	0	0	0	0	0	0	0	0	0	1	0	0	0	1	0	0
LARSEN, S c	0	0	0	0	0	0	0	0	0	0	0	0	0	0	0	0	0	0	0	0
NIELSEN, K c	2	1	1	0	0	0	0	0	0	0	0	0	0	0	0	0	0	5	0	0
WILLUMSEN, A cf	2	0	1	0	0	0	0	0	0	0	0	0	0	0	0	0	0	1	0	1
GREGERSEN, M 3b	2	0	1	1	0	0	0	0	0	0	0	0	0	0	0	0	0	0	0	1
RIIS-PETERSE lf	2	0	0	0	0	0	0	0	0	0	0	0	0	0	0	0	0	1	0	0
LARSEN, M rf	1	0	0	0	0	0	0	0	0	0	0	0	0	1	0	0	0	0	0	0
KROGSBELL, M rf	0	0	0	0	0	0	0	1	0	0	0	0	0	0	0	0	0	0	0	0
Totals.....	21	3	9	3	0	0	0	1	0	0	0	0	0	3	0	1	0	12	4	3

Kalita (RUS)	IP	H	R	ER	BB	SO	WP	HB	BK	IBB	SH	SF	CI	2B	3B	HR	AB	BF	FO	GO
KAZARINA, A W, 3-0	4.0	9	3	2	1	3	2	0	0	0	0	0	0	0	0	0	21	22	1	7

Stenlose (DEN)	IP	H	R	ER	BB	SO	WP	HB	BK	IBB	SH	SF	CI	2B	3B	HR	AB	BF	FO	GO
----------------	----	---	---	----	----	----	----	----	----	-----	----	----	----	----	----	----	----	----	----	----



European Cup Winners Cup Women

Porpetto (Italy) - September 1st / 6th, 2014



Game Summary 34



Brasschaat (BEL) - Eagles (SUI)



<cpil2>

Brasschaat (BEL) 2, Eagles (SUI) 0 (Sep 04, 2014 at RONCHI DEI LEGIONARI)

Eagles (SUI)..... 000 000 0 - 0 3 0 (3-3)
 Brasschaat (BEL).... 000 002 X - 2 8 0 (3-3)

Pitchers: Eagles (SUI) - MOLINA,Lauren; WHITE,Starr(6) and ROBINSON,Brittany.

Brasschaat (BEL) - MERKX,Marjolein and DE LANNNOY,Kelly.

Win-MERKX,Marjolein(3-0) Loss-MOLINA,Lauren(1-3) T-1:40 A-30

Weather: Drizzling

Game notes:

Scorekeepers - VIANELLO Marina, VESCOVI Luigi

T.C. - HORNSTRA Hans

Game: 34

<cpil2>

European Cup Winners Cup Women - 2014
 Brasschaat (BEL) 2 (3-3), Eagles (SUI) 0 (3-3) - Composite Box Score
 Sep 04, 2014 at RONCHI DEI LEGIONARI (Field 2)

Eagles (SUI) 0 (3-3)

Player	AB	R	H	BI	2B	3B	HR	BB	SB	CS	HP	SH	SF	SO	IBB	KL	GDP	PO	A	E
NOVAK,J lf	3	0	0	0	0	0	0	0	0	0	0	0	0	1	0	1	0	2	0	0
CASPARIS,C rf/2b	3	0	0	0	0	0	0	0	0	0	0	0	0	0	0	0	0	0	0	0
ROBINSON,B c	3	0	0	0	0	0	0	0	0	0	0	0	0	2	0	1	0	7	1	0
MOLINA,L p/3b	2	0	0	0	0	0	0	0	0	0	1	0	0	0	0	0	0	0	0	2
WHITE,S ss/p	3	0	0	0	0	0	0	0	0	0	0	0	0	1	0	0	0	1	1	0
GLOUKHOFF,J 3b/rf	3	0	1	0	0	0	0	0	0	0	0	0	0	1	0	1	0	0	2	0
CRAMERI,F dh	3	0	1	0	0	0	0	0	0	0	0	0	0	0	0	0	0	0	0	0
ROLLI,J 1b	2	0	1	0	0	0	0	0	0	0	0	0	0	0	0	0	0	4	0	0
SPRING,J cf	2	0	0	0	0	0	0	0	0	0	0	0	0	1	0	0	0	2	0	0
BAUMGARTNER, 2b/ss	0	0	0	0	0	0	0	0	0	0	0	0	0	0	0	0	0	2	1	0
Totals.....	24	0	3	0	0	0	0	0	0	0	1	0	0	6	0	3	0	18	7	0

Brasschaat (BEL) 2 (3-3)

Player	AB	R	H	BI	2B	3B	HR	BB	SB	CS	HP	SH	SF	SO	IBB	KL	GDP	PO	A	E
VAN KNEGSEL, cf	3	0	0	0	0	0	0	0	0	0	0	0	0	1	0	1	0	1	0	0
VAN DER ZAND ss	3	0	1	0	0	0	0	0	0	0	0	0	0	0	0	0	0	1	0	0
DE LANNNOY,Ke c	3	0	0	0	0	0	0	0	0	0	0	0	0	0	0	0	0	8	0	0
HAEN,Ch lf	3	0	1	0	0	0	0	0	0	0	0	0	0	0	0	0	0	2	0	0
STAVERT,B dh	2	1	2	0	0	0	0	1	0	0	0	0	0	0	0	0	0	0	0	0
DE SCRIVVERE 1b	3	1	2	0	0	0	0	0	0	0	0	0	0	0	0	0	0	6	2	0
EVERS,Sa rf	2	0	0	0	0	0	0	0	0	0	0	0	0	2	0	0	0	0	0	0
VAN DOORSLAE ph	1	0	0	0	0	0	0	0	0	0	0	0	0	0	0	0	0	0	0	0
TERREL,Ki 3b	1	0	0	0	0	0	0	0	0	0	0	0	0	1	0	0	0	1	1	0
DOOSCHE,E ph/3b	2	0	2	2	0	0	0	0	0	0	0	0	0	0	0	0	0	0	1	0
DE PERMENTIE 2b	1	0	0	0	0	0	0	0	0	0	0	1	0	1	0	0	0	1	1	0
VAN KERKOERL ph/2b	1	0	0	0	0	0	0	0	0	0	0	0	0	1	0	0	0	1	0	0
MERKX,M p	0	0	0	0	0	0	0	0	0	0	0	0	0	0	0	0	0	0	3	0
Totals.....	25	2	8	2	0	0	0	1	0	0	0	1	0	6	0	1	0	21	8	0

Eagles (SUI)	IP	H	R	ER	BB	SO	WP	HB	BK	IBB	SH	SF	CI	2B	3B	HR	AB	BF	FO	GO
MOLINA,L L,1-3	5.1	6	2	2	1	5	0	0	0	0	1	0	0	0	0	0	21	23	5	6
WHITE,S	0.2	2	0	0	0	1	0	0	0	0	0	0	0	0	0	0	4	4	0	1



European Cup Winners Cup Women

Porpetto (Italy) - September 1st / 6th, 2014



Game Summary 35



Sparks (NED) - Kotlarka (CZE)



<cpil2>

Sparks (NED) 9, Kotlarka (CZE) 2 (Sep 04, 2014 at PORPETTO)

Kotlarka (CZE)..... 020 00 - 2 3 2 (2-6)
Sparks (NED)..... 052 2X - 9 8 1 (6-1)

Pitchers: Kotlarka (CZE) - BROUKALOVÁ,Ludmila; NESVADBOVA,Vendula(4) and JURICKOVÁ,Ivana.

Sparks (NED) - SCHEEEL,Kirsten; SOUMERU,Rebecca(5) and TUK,Karin.

Win-SCHEEEL,Kirsten(1-0) Loss-BROUKALOVÁ,Ludmila(2-1) T-1:10 A-60

HR NED - GOSEWER,Nathalie (3).

Weather: Cloudy

Game notes:

Scorekeepers - VALENTI Francesca, PIERI Stefano

T.C. - CASTRO Lis

Game: 35

<cpil2>

European Cup Winners Cup Women - 2014

Sparks (NED) 9 (6-1), Kotlarka (CZE) 2 (2-6) - Composite Box Score
Sep 04, 2014 at PORPETTO (Field 1)

Kotlarka (CZE) 2 (2-6)

Player	AB	R	H	BI	2B	3B	HR	BB	SB	CS	HP	SH	SF	SO	IBB	KL	GDP	PO	A	E
NAROZNIKOVÁ 1b	2	0	0	0	0	0	0	0	0	0	0	0	0	1	0	0	0	6	0	0
NOVOTNÁ,Z ph	1	0	1	0	0	0	0	0	0	0	0	0	0	0	0	0	0	0	0	0
POJEROVÁ,K lf	3	0	0	0	0	0	0	0	0	0	0	0	0	2	0	0	0	0	0	0
BURIANOVÁ,V ss	2	0	0	0	0	0	0	0	0	0	0	0	0	1	0	0	0	0	1	0
BROUKALOVÁ,L p/dh	2	1	1	0	0	0	0	0	1	0	0	0	0	0	0	0	0	0	3	0
NESVADBOVA,V dh/p	2	1	0	0	0	0	0	0	1	0	0	0	0	1	0	0	0	0	0	0
MÁLKOVÁ,I 3b	2	0	0	0	0	0	0	0	0	0	0	0	0	1	0	0	0	0	3	0
MACHKOVÁ,K cf	2	0	0	1	0	0	0	0	0	0	0	0	0	1	0	0	0	3	1	0
ONDRÁČKOVÁ,M 2b	2	0	1	1	0	0	0	0	0	0	0	0	0	1	0	0	0	1	0	2
SVÁTKOVÁ,L rf	2	0	0	0	0	0	0	0	0	0	0	0	0	2	0	0	0	2	0	0
JURICKOVÁ,I c	0	0	0	0	0	0	0	0	0	0	0	0	0	0	0	0	0	0	0	0
Totals.....	20	2	3	2	0	0	0	0	2	0	0	0	0	10	0	0	0	12	8	2

Sparks (NED) 9 (6-1)

Player	AB	R	H	BI	2B	3B	HR	BB	SB	CS	HP	SH	SF	SO	IBB	KL	GDP	PO	A	E
VERSLUIS,C ss	2	1	0	0	0	0	0	1	0	0	0	0	0	0	0	0	0	1	0	0
GOSEWER,N cf	3	2	2	5	0	1	1	0	0	0	0	0	0	0	0	0	0	0	0	0
TUK,K c	2	0	1	1	0	0	0	0	0	0	0	0	1	0	0	0	0	10	0	0
CONNOR,D dh	3	0	0	0	0	0	0	0	0	0	0	0	0	0	0	0	0	0	0	0
ANNEVELD, V 3b	2	2	2	0	1	0	0	0	0	0	0	0	0	0	0	0	0	1	0	0
VAN DALEN,M rf	1	2	1	1	0	0	1	0	0	0	0	0	0	0	0	0	0	0	0	0
VAN DER KAAI 1b	1	0	0	1	0	0	0	0	0	0	0	0	1	0	0	0	0	3	0	0
VAN DRIEL,M lf	2	0	0	0	0	0	0	0	0	0	0	0	0	0	0	0	0	0	0	0
WEIJGERTSE,M 2b	2	2	2	1	0	0	0	0	1	0	0	0	0	0	0	0	0	0	0	1
SCHEEEL,K p	0	0	0	0	0	0	0	0	0	0	0	0	0	0	0	0	0	0	1	0
SOUMERU,R p	0	0	0	0	0	0	0	0	0	0	0	0	0	0	0	0	0	0	0	0
Totals.....	18	9	8	9	2	1	1	2	1	0	0	0	2	0	0	0	0	15	1	1

Kotlarka (CZE)	IP	H	R	ER	BB	SO	WP	HB	BK	IBB	SH	SF	CI	2B	3B	HR	AB	BF	FO	GO
BROUKALOVÁ,L L,2-1	3.0	6	7	6	2	0	1	0	0	0	0	1	0	2	0	1	14	17	3	6
NESVADBOVA,V	1.0	2	2	2	0	0	0	0	0	0	0	1	0	0	1	0	4	5	3	0



European Cup Winners Cup Women

Porpetto (Italy) - September 1st / 6th, 2014



Game Summary 36



Forlì (ITA) - Neunkirchen (GER)



<cpil2>

Forlì (ITA) 10, Neunkirchen (GER) 0 (Sep 04, 2014 at CASTIONS DE STRADA)

Neunkirchen (GER)... 000 0 - 0 0 3 (6-1)
Forlì (ITA)..... 402 4 - 10 12 0 (7-0)

Pitchers: Neunkirchen (GER) - GRUNDMANN,Hannah and OGINK,Maaike. Forlì (ITA) - LUNA,Blaire and TSUCHIYAMA,Ariel.

Win-LUNA,Blaire(3-0) Loss-GRUNDMANN,Hannah(0-1) T-1:00 A-110

Weather: Covered

Game notes:

Scorekeepers - BURLINI Stefano, MAESTRI Andrea, OLIVO Enzo

TC - MOSS Libby

GRUNDMANN,Ha faced 6 batters in the 4th.

Game: 36

<cpil2>

European Cup Winners Cup Women - 2014

Forlì (ITA) 10 (7-0), Neunkirchen (GER) 0 (6-1) - Composite Box Score
Sep 04, 2014 at CASTIONS DE STRADA (Field 4)

Neunkirchen (GER) 0 (6-1)

Player	AB	R	H	BI	2B	3B	HR	BB	SB	CS	HP	SH	SF	SO	IBB	KL	GDP	PO	A	E
LUCAS,E 3b	2	0	0	0	0	0	0	0	0	0	0	0	0	1	0	0	0	3	2	0
GLAZEBROOK,R 1b	2	0	0	0	0	0	0	0	0	0	0	0	0	1	0	0	0	4	1	0
QUINN,Ar ss	2	0	0	0	0	0	0	0	0	0	0	0	0	1	0	0	0	0	2	2
OGINK,J lf	1	0	0	0	0	0	0	0	0	0	0	0	0	1	0	0	0	1	0	0
OGINK,Ma c	1	0	0	0	0	0	0	0	0	0	0	0	0	1	0	0	0	0	0	1
NEUMANN,Kl 2b	1	0	0	0	0	0	0	0	0	0	0	0	0	1	0	0	0	1	1	0
GRUNDMANN,Ha p	1	0	0	0	0	0	0	0	0	0	0	0	0	1	0	1	0	0	0	0
HABERL,Ju cf	1	0	0	0	0	0	0	0	0	0	0	0	0	1	0	1	0	0	0	0
SIAENEN,Br dh	1	0	0	0	0	0	0	0	0	0	0	0	0	1	0	0	0	0	0	0
WAGSHALL,J rf	0	0	0	0	0	0	0	0	0	0	0	0	0	0	0	0	0	0	0	0
Totals.....	12	0	0	0	0	0	0	0	0	0	0	0	0	9	0	2	0	9	6	3

Forlì (ITA) 10 (7-0)

Player	AB	R	H	BI	2B	3B	HR	BB	SB	CS	HP	SH	SF	SO	IBB	KL	GDP	PO	A	E
TSUCHIYAMA,A c	3	1	1	0	0	0	0	0	0	0	0	0	0	0	0	0	0	9	0	0
BROLI,L pr	0	1	0	0	0	0	0	0	0	0	0	0	0	0	0	0	0	0	0	0
GRIFAGNO,E 2b	2	2	0	0	0	0	0	1	0	0	0	0	0	0	0	0	0	0	0	0
MONTANARI,A cf	3	3	3	2	2	0	0	0	0	0	0	0	0	0	0	0	0	0	0	0
BEDWEL,K 1b	2	2	2	4	0	0	0	0	0	0	0	0	0	0	0	0	0	2	0	0
ONOFRI,C 1b	1	0	1	1	0	0	0	0	0	0	0	0	0	0	0	0	0	0	0	0
ZAULI,C rf	2	0	2	2	2	0	0	0	0	0	1	0	0	0	0	0	0	1	0	0
CACCIAMANI,I lf	2	0	2	1	0	0	0	0	0	0	0	0	0	0	0	0	0	0	0	0
PIANELLA,M dh	2	0	0	0	0	0	0	0	0	0	0	0	0	0	0	0	1	0	0	0
LAGHI,M ss	2	0	0	0	0	0	0	0	0	0	0	0	0	0	0	0	0	0	1	0
CERIONI,M 3b	2	1	1	0	0	0	0	0	0	0	0	0	0	0	0	0	0	0	0	0
LUNA,B p	0	0	0	0	0	0	0	0	0	0	0	0	0	0	0	0	0	0	0	0
Totals.....	21	10	12	10	4	0	0	1	0	0	1	0	0	0	0	0	1	12	1	0

Neunkirchen (GER)	IP	H	R	ER	BB	SO	WP	HB	BK	IBB	SH	SF	CI	2B	3B	HR	AB	BF	FO	GO
GRUNDMANN,Ha L,0-1	3.0	12	10	8	1	0	3	1	0	0	0	0	0	4	0	0	21	23	2	5



European Cup Winners Cup Women

Porpetto (Italy) - September 1st / 6th, 2014



Teams' Stats



Sparks

NED

European Cup Winners Cup Women - 2014
Overall Statistics for Sparks (NED) (as of Sep 04, 2014)
(All games Sorted by Batting avg)

14-ECWCW record: 6-1

Player	AVG	GP-GS	AB	R	H	2B	3B	HR	RBI	TB	SLG%	BB	HBP	SO	GDP	OB%	SF	SH	SB-ATT	PO	A	E	FLD%
16 KOSTERINK, Saskia.	.643	6-6	14	12	9	2	1	1	6	16	1.143	2	2	0	0	.722	0	2	3-3	5	3	1	.889
17 ANNEVELD, Virgini	.529	6-6	17	7	9	4	2	1	8	20	1.176	1	0	0	0	.556	0	0	0-0	4	5	0	1.000
10 GOSEWER, Nathalie.	.444	7-6	18	9	8	1	1	3	9	20	1.111	2	0	1	0	.476	1	0	1-2	4	0	0	1.000
33 CONNOR, Debby.....	.263	6-6	19	7	5	1	0	2	8	12	.632	0	0	3	0	.263	0	0	0-0	2	0	0	1.000
23 VERSLUIS, Chantall	.250	6-6	16	7	4	1	0	1	6	8	.500	4	0	1	0	.400	0	0	5-5	6	3	0	1.000

21 WEIJGERTSE, Manoa.	.750	7-6	12	8	9	2	0	0	6	11	.917	3	0	0	0	.800	0	0	2-2	6	3	1	.900
6 TUK, Karin.....	.538	7-7	13	9	7	2	0	3	8	18	1.385	4	2	3	0	.650	1	0	2-2	53	3	0	1.000
22 SPEL, Areke.....	.357	6-5	14	5	5	1	0	1	4	9	.643	3	0	3	0	.471	0	0	1-1	2	0	0	1.000
3 VAN DRIEL, Michell	.214	7-6	14	6	3	1	0	0	4	4	.286	2	0	0	0	.313	0	0	3-3	0	0	0	.000
19 VAN DALEN, Maxime.	.200	4-4	10	3	2	2	0	0	2	4	.400	1	0	5	0	.273	0	0	0-0	6	0	0	1.000
4 VAN DER KAAIJ, Sha	.200	5-5	10	1	2	1	0	0	2	3	.300	0	0	4	0	.182	1	0	0-0	9	0	1	.900
Totals.....	.401	7-7	157	74	63	18	4	12	63	125	.796	22	4	20	0	.478	3	2	17-18	99	22	3	.976
Opponents.....	.074	7-7	108	4	8	2	0	1	4	13	.120	0	1	61	0	.083	0	1	2-4	91	46	16	.895

LOB - Team (23), Opp (7). DPs turned - Team (0), Opp (1).

(All games Sorted by Earned run avg)

Player	ERA	W-L	APP	GS	CG	SHO/CBO	SV	IP	H	R	ER	BB	SO	2B	3B	HR	AB	B/Avg	WP	HBP	BK	SFA	SHA
31 SOUMERU, Rebecca..	0.57	3-0	6	2	1	1/3	0	12.1	3	1	1	0	20	2	0	0	39	.077	0	1	0	0	0
18 BLOEMING, Dagmar..	0.84	2-1	4	3	0	0/3	0	8.1	1	1	1	0	16	0	0	1	26	.038	0	0	0	0	0
9 SCHEEEL, Kirsten.	1.14	1-0	6	2	0	0/4	0	12.1	4	2	2	0	25	0	0	0	43	.093	0	0	0	0	1
Totals.....	0.85	6-1	7	7	1	5/4	0	33.0	8	4	4	0	61	2	0	1	108	.074	0	1	0	0	1
Opponents.....	12.46	1-6	7	7	4	1/0	0	30.1	63	74	54	22	20	18	4	12	157	.401	9	4	0	3	2

PB - Team (0), Opp (5). SBA/ATT - TUK, K (2-4), SCHEEEL, K (2-3), SOUMERU, R (0-1).

(All games Sorted by Fielding pct)

Player	C	PO	A	E	FLD%	Dps	SBA	CSB	SBA%	PB	CI
6 TUK, Karin.....	56	53	3	0	1.000	0	2	2	.500	0	0
23 VERSLUIS, Chantall	9	6	3	0	1.000	0	0	0	---	0	0
17 ANNEVELD, Virgini	9	4	5	0	1.000	0	0	0	---	0	0
19 VAN DALEN, Maxime.	6	6	0	0	1.000	0	0	0	---	0	0
10 GOSEWER, Nathalie.	4	4	0	0	1.000	0	0	0	---	0	0
9 SCHEEEL, Kirsten.	3	1	2	0	1.000	0	2	1	.667	0	0
31 SOUMERU, Rebecca..	3	1	2	0	1.000	0	0	1	.000	0	0
22 SPEL, Areke.....	2	2	0	0	1.000	0	0	0	---	0	0
33 CONNOR, Debby.....	2	2	0	0	1.000	0	0	0	---	0	0
18 BLOEMING, Dagmar..	1	0	1	0	1.000	0	0	0	---	0	0
21 WEIJGERTSE, Manoa.	10	6	3	1	.900	0	0	0	---	0	0
4 VAN DER KAAIJ, Sha	10	9	0	1	.900	0	0	0	---	0	0
16 KOSTERINK, Saskia.	9	5	3	1	.889	0	0	0	---	0	0
3 VAN DRIEL, Michell	0	0	0	0	.000	0	0	0	---	0	0
Totals.....	124	99	22	3	.976	0	2	2	.500	0	0
Opponents.....	153	91	46	16	.895	1	17	1	.944	5	0

Hitting minimums - 1 Games 2.0 AB/Game 2.5 TPA/Game
Pitching minimums - 1 Games 2.1 IP/Game



European Cup Winners Cup Women

Porpetto (Italy) - September 1st / 6th, 2014



Teams' Stats



Kotlarka

CZE

European Cup Winners Cup Women - 2014
Overall Statistics for Kotlarka (CZE) (as of Sep 04, 2014)
(All games Sorted by Batting avg)

14-ECWCW record: 2-5

Player	AVG	GP-GS	AB	R	H	2B	3B	HR	RBI	TB	SLG%	BB	HBP	SO	GDP	OB%	SF	SH	SB-ATT	PO	A	E	FLD%
12 ONDRÁČKOVÁ, Markét	.059	7-7	17	1	1	0	0	0	2	1	.059	1	0	4	0	.105	1	0	0-0	13	12	3	.893
20 JURICKOVÁ, Ivana..	.500	6-6	2	0	1	0	0	0	0	1	.500	0	0	0	0	.500	0	0	0-0	20	2	0	1.000
33 BROUKALOVÁ, Ludmil	.438	6-6	16	3	7	0	0	0	1	7	.438	0	0	1	0	.438	0	1	1-1	6	13	1	.950
37 NOVOTNÁ, Zaneta...	.286	7-3	7	3	2	0	0	0	1	2	.286	3	0	2	0	.500	0	0	1-2	6	1	0	1.000
9 NAROZNIKOVÁ, Elizk	.273	5-4	11	2	3	1	0	0	0	4	.364	1	0	1	0	.333	0	0	2-2	28	0	2	.933
25 BURIANOVÁ, Veronik	.250	6-6	16	2	4	0	0	0	0	4	.250	0	0	3	0	.250	0	1	1-1	14	6	3	.870
5 POJEROVÁ, Katerina	.250	6-5	12	0	3	0	0	0	2	3	.250	2	1	4	0	.400	0	1	0-1	2	0	0	1.000
13 SVÁTKOVÁ, Lucie...	.250	6-5	8	0	2	0	0	0	0	2	.250	1	0	4	0	.333	0	0	2-2	5	1	2	.750
39 MÁLKOVÁ, Ivana....	.214	6-6	14	2	3	2	0	0	3	5	.357	1	0	3	0	.267	0	0	1-1	2	13	2	.882
2 NESVADBOVA, Vendul	.200	7-6	15	3	3	0	0	0	3	3	.200	0	0	5	0	.200	0	1	2-2	8	3	0	1.000
15 KOROUSOVÁ, Kristýn	.200	3-1	5	0	1	0	0	0	0	1	.200	0	0	3	0	.200	0	0	0-0	2	2	3	.571
40 MACHKOVÁ, Karolina	.143	6-6	14	2	2	0	0	0	1	2	.143	0	1	2	0	.200	0	0	0-0	8	1	4	.692
18 BAJEROVÁ, Kristýna	.000	3-2	5	0	0	0	0	0	0	0	.000	0	0	1	0	.000	0	0	0-0	1	1	0	1.000
42 BĀRTOVÁ, Lenka....	.000	3-2	4	0	0	0	0	0	0	0	.000	0	0	1	0	.000	0	0	0-0	0	4	3	.571
24 GEDEONOVÁ, Erika..	.000	2-2	4	0	0	0	0	0	0	0	.000	0	0	2	0	.000	0	0	0-0	1	0	3	.250
10 EBROVÁ, Katerina..	.000	3-1	3	0	0	0	0	0	0	0	.000	0	0	1	0	.000	0	0	0-0	1	0	3	.250
Totals.....	.209	7-7	153	18	32	3	0	0	13	35	.229	9	2	37	0	.261	1	4	10-12	117	59	29	.859
Opponents.....	.322	7-7	171	45	55	6	3	1	33	70	.409	11	2	19	0	.364	3	7	12-14	123	54	13	.932

LOB - Team (28), Opp (32). DPs turned - Team (3), Opp (3).

(All games Sorted by Earned run avg)

Player	ERA	W-L	APP	GS	CG	SHO/CBO	SV	IP	H	R	ER	BB	SO	2B	3B	HR	AB	B/Avg	WP	HBP	BK	SFA	SHA
25 BURIANOVÁ, Veronik	0.75	0-1	2	2	0	0/0	0	9.1	6	6	1	5	8	1	0	0	37	.162	2	0	0	0	0
2 NESVADBOVA, Vendul	3.36	0-1	5	1	0	0/0	0	8.1	12	5	4	1	3	0	2	0	35	.343	0	0	0	1	3
33 BROUKALOVÁ, Ludmil	4.20	2-1	3	2	0	0/0	0	13.1	13	10	8	4	5	2	0	1	49	.265	2	1	0	1	3
18 BAJEROVÁ, Kristýna	9.88	0-1	2	1	1	0/0	0	5.2	17	18	8	1	2	3	1	0	37	.459	0	1	0	0	1
5 POJEROVÁ, Katerina	15.00	0-1	1	1	0	0/0	0	2.1	7	6	5	0	1	0	0	0	13	.538	2	0	0	1	0
Totals.....	4.67	2-5	7	7	1	0/0	0	39.0	55	45	26	11	19	6	3	1	171	.322	6	2	0	3	7
Opponents.....	2.05	5-2	7	7	5	0/0	0	41.0	32	18	12	9	37	3	0	0	153	.209	0	2	0	1	4

PB - Team (3), JURICKOVÁ, I (3), Opp (1). SBA/ATT - JURICKOVÁ, I (9-10), SVÁTKOVÁ, L (3-4), BURIANOVÁ, V (4-4), BAJEROVÁ, K (3-4), BROUKALOVÁ, L (1-2), NESVADBOVA, V (2-2), POJEROVÁ, K (2-2).

(All games Sorted by Fielding pct)

Player	C	PO	A	E	FLD%	Dps	SBA	CSB	SBA%	PB	CI
20 JURICKOVÁ, Ivana..	22	20	2	0	1.000	1	9	1	.900	3	0
2 NESVADBOVA, Vendul	11	8	3	0	1.000	0	2	0	1.000	0	0
37 NOVOTNÁ, Zaneta...	7	6	1	0	1.000	0	0	0	---	0	0
5 POJEROVÁ, Katerina	2	2	0	0	1.000	0	2	0	1.000	0	0
18 BAJEROVÁ, Kristýna	2	1	1	0	1.000	0	3	1	.750	0	0
33 BROUKALOVÁ, Ludmil	20	6	13	1	.950	1	1	1	.500	0	0
9 NAROZNIKOVÁ, Elizk	30	28	0	2	.933	2	0	0	---	0	0
12 ONDRÁČKOVÁ, Markét	28	13	12	3	.893	1	0	0	---	0	0
39 MÁLKOVÁ, Ivana....	17	2	13	2	.882	2	0	0	---	0	0
25 BURIANOVÁ, Veronik	23	14	6	3	.870	2	4	0	1.000	0	0
13 SVÁTKOVÁ, Lucie...	8	5	1	2	.750	0	3	1	.750	0	0
40 MACHKOVÁ, Karolina	13	8	1	4	.692	0	0	0	---	0	0
15 KOROUSOVÁ, Kristýn	7	2	2	3	.571	0	0	0	---	0	0
42 BĀRTOVÁ, Lenka....	7	0	4	3	.571	0	0	0	---	0	0
24 GEDEONOVÁ, Erika..	4	1	0	3	.250	0	0	0	---	0	0
10 EBROVÁ, Katerina..	4	1	0	3	.250	0	0	0	---	0	0
Totals.....	205	117	59	29	.859	3	12	2	.857	3	0
Opponents.....	190	123	54	13	.932	3	10	2	.833	1	0

Hitting minimums - 1 Games 2.0 AB/Game 2.5 TPA/Game

Pitching minimums - 1 Games 2.1 IP/Game



European Cup Winners Cup Women

Porpetto (Italy) - September 1st / 6th, 2014



Teams' Stats



Neunkirchen

GER

European Cup Winners Cup Women - 2014
Overall Statistics for Neunkirchen (GER) (as of Sep 04, 2014)
(All games Sorted by Batting avg)

14-ECWCW record: 6-1

Player	AVG	GP-GS	AB	R	H	2B	3B	HR	RBI	TB	SLG%	BB	HBP	SO	GDP	OB%	SF	SH	SB-ATT	PO	A	E	FLD%
11 QUINN, Arlene.....	.571	7-7	14	7	8	2	1	0	8	12	.857	4	0	1	0	.600	2	0	0-0	10	3	7	.650
23 NEUMANN, Klara....	.368	7-7	19	2	7	0	0	0	4	7	.368	0	0	5	0	.368	0	1	0-0	6	11	2	.895
18 LUCAS, Elizabeth..	.353	7-7	17	8	6	2	0	0	0	8	.471	5	0	1	0	.500	0	0	1-1	14	10	1	.960
99 THEISSEN, Malia...	.350	6-6	20	6	7	0	0	0	0	7	.350	1	0	1	0	.381	0	0	3-3	28	1	0	1.000
8 OGINK, Maaïke.....	.235	7-6	17	8	4	1	0	0	1	5	.294	2	0	3	0	.316	0	2	1-1	39	4	1	.977
4 OGINK, Janneke....	.188	7-7	16	4	3	0	0	0	3	3	.188	2	1	3	0	.316	0	0	3-3	2	2	1	.800

21 GLAZEBROOK, Rachel	.385	6-4	13	3	5	1	0	1	8	9	.692	1	0	1	0	.429	0	0	0-1	6	6	0	1.000
13 HABERL, Julia.....	.267	7-7	15	1	4	0	0	0	1	4	.267	0	0	4	0	.267	0	1	0-0	4	0	0	1.000
19 WAGSHALL, Jana....	.250	6-5	4	1	1	0	0	0	0	1	.250	0	0	1	0	.250	0	0	0-0	3	0	0	1.000
7 GRUNDMANN, Hannah.	.182	6-4	11	2	2	0	0	0	0	2	.182	0	1	4	0	.250	0	0	0-0	2	1	0	1.000
27 SIAENEN, Britta...	.167	5-5	6	1	1	1	0	0	4	2	.333	0	1	3	0	.286	0	0	0-0	1	0	0	1.000
3 ZIEMANN, Alena....	.000	4-3	5	0	0	0	0	0	0	0	.000	0	0	4	0	.000	0	1	0-0	1	0	0	1.000
56 BOUTER-OGINK, Mirj	.000	1-1	3	0	0	0	0	0	0	0	.000	0	0	0	0	.000	0	0	0-0	1	2	0	1.000

Totals.....	.300	7-7	160	43	48	7	1	1	29	60	.375	15	3	31	0	.367	2	5	8-9	117	40	12	.929
Opponents.....	.194	7-7	144	20	28	7	2	0	15	39	.271	6	3	46	1	.242	0	3	7-10	110	44	24	.865

LOB - Team (32), Opp (19). DPs turned - Team (4), Opp (1). IBB - Team (2), GLAZEBROOK, R 1, LUCAS, E 1.

(All games Sorted by Earned run avg)

Player	ERA	W-L	APP	GS	CG	SHO/CBO	SV	IP	H	R	ER	BB	SO	2B	3B	HR	AB	B/Avg	WP	HBP	BK	SFA	SHA

21 GLAZEBROOK, Rachel	0.00	2-0	3	2	2	1/1	0	14.0	5	4	0	2	20	3	0	0	50	.100	2	0	0	0	2
56 BOUTER-OGINK, Mirj	1.40	1-0	2	2	1	0/1	0	10.0	5	2	2	2	13	0	0	0	34	.147	0	0	0	0	0
4 OGINK, Janneke....	1.91	2-0	2	2	1	0/0	0	11.0	6	4	3	1	12	0	2	0	36	.167	0	2	0	0	1
7 GRUNDMANN, Hannah.	14.00	0-1	2	1	1	0/0	0	4.0	12	10	8	1	1	4	0	0	24	.500	3	1	0	0	0

Totals.....	2.33	5-1	7	7	5	2/1	0	39.0	28	20	13	6	46	7	2	0	144	.194	5	3	0	0	3
Opponents.....	4.96	1-6	7	7	3	1/0	0	36.2	48	43	26	15	31	7	1	1	160	.300	9	3	0	2	5

PB - Team (1), OGINK, Ma 1, Opp (2). SBA/ATT - OGINK, Ma (5-7), OGINK, J (3-5), LUCAS, E (2-3), BOUTER-OGINK (2-3), GLAZEBROOK, R (2-2).

(All games Sorted by Fielding pct)

Player	C	PO	A	E	FLD%	DPS	SBA	CSB	SBA%	PB	CI
99 THEISSEN, Malia...	29	28	1	0	1.000	1	0	0	---	0	0
21 GLAZEBROOK, Rachel	12	6	6	0	1.000	1	2	0	1.000	0	0
13 HABERL, Julia.....	4	4	0	0	1.000	0	0	0	---	0	0
56 BOUTER-OGINK, Mirj	3	1	2	0	1.000	1	2	1	.667	0	0
19 WAGSHALL, Jana....	3	3	0	0	1.000	0	0	0	---	0	0
7 GRUNDMANN, Hannah.	3	2	1	0	1.000	0	0	0	---	0	0
3 ZIEMANN, Alena....	1	1	0	0	1.000	0	0	0	---	0	0
27 SIAENEN, Britta...	1	1	0	0	1.000	0	0	0	---	0	0
8 OGINK, Maaïke.....	44	39	4	1	.977	1	5	2	.714	1	0
18 LUCAS, Elizabeth..	25	14	10	1	.960	2	2	1	.667	0	0
23 NEUMANN, Klara....	19	6	11	2	.895	1	0	0	---	0	0
4 OGINK, Janneke....	5	2	2	1	.800	0	3	2	.600	0	0
11 QUINN, Arlene.....	20	10	3	7	.650	0	0	0	---	0	0

Totals.....	169	117	40	12	.929	4	7	3	.700	1	0
Opponents.....	178	110	44	24	.865	1	8	1	.889	2	0

Hitting minimums - 1 Games 2.0 AB/Game 2.5 TPA/Game
Pitching minimums - 1 Games 2.1 IP/Game



European Cup Winners Cup Women

Porpetto (Italy) - September 1st / 6th, 2014



Teams' Stats



Forli

ITA

European Cup Winners Cup Women - 2014
Overall Statistics for Forli (ITA) (as of Sep 04, 2014)
(All games Sorted by Batting avg)

14-ECWCW record: 6-0

Player	AVG	GP-GS	AB	R	H	2B	3B	HR	RBI	TB	SLG%	BB	HBP	SO	GDP	OB%	SF	SH	SB-ATT	PO	A	E	FLD%
4 MONTANARI, Andrea.	.500	6-6	18	9	9	4	1	1	11	18	1.000	0	0	0	0	.474	1	0	2-3	0	0	0	.000
11 ZAULI, Carlotta...	.467	6-6	15	0	7	3	0	0	5	10	.667	0	1	0	0	.500	0	0	0-0	1	0	0	1.000
44 BEDWEL, Katelyn...	.375	6-6	16	7	6	1	0	0	8	7	.438	1	1	1	0	.444	0	0	1-1	6	0	0	1.000
10 GRIFAGNO, Elisa...	.214	6-6	14	4	3	0	0	0	1	3	.214	3	0	1	0	.353	0	1	0-0	4	4	1	.889

2 TSUCHIYAMA, Ariel.	.500	5-5	12	4	6	0	2	0	2	10	.833	0	1	0	0	.538	0	0	0-0	46	2	0	1.000
21 CACCIAMANI, Ilenia	.500	3-2	6	1	3	0	0	0	1	3	.500	0	0	1	0	.500	0	0	0-0	0	0	0	.000
15 ONOFRI, Veronica...	.500	3-0	2	2	1	0	0	0	1	1	.500	1	1	0	0	.750	0	0	0-0	0	0	0	.000
5 ONOFRI, Carlotta...	.444	5-3	9	1	4	1	0	0	1	5	.556	0	0	2	0	.444	0	1	0-1	9	0	2	.818
8 CERIONI, Miriana...	.400	6-6	10	3	4	0	0	0	2	4	.400	1	0	1	0	.455	0	1	0-0	1	2	0	1.000
22 PIANELLA, Marta...	.333	6-3	9	2	3	1	0	0	3	4	.444	2	0	1	1	.455	0	0	1-1	3	0	0	1.000
25 GIANFERRO, Federic	.286	3-2	7	3	2	1	0	0	3	3	.429	0	0	3	0	.286	0	0	0-0	21	0	0	1.000
7 BROLLI, Linda.....	.250	4-2	4	3	1	0	0	0	1	1	.250	2	0	1	0	.500	0	0	0-1	1	0	0	1.000
19 ZANOTTI, Matilde...	.250	4-4	4	2	1	0	0	0	1	1	.250	2	0	1	0	.500	0	0	0-0	0	0	0	.000
23 LAGHI, Martina....	.125	5-4	8	3	1	0	0	0	1	1	.125	1	0	2	0	.222	0	0	0-0	4	6	0	1.000
14 MAZZONI, Manuela...	.000	2-0	1	0	0	0	0	0	0	0	.000	0	0	0	0	.000	0	0	0-0	0	0	0	.000
Totals.....	.378	6-6	135	44	51	11	3	1	40	71	.526	13	4	14	1	.444	1	3	4-7	96	18	3	.974
Opponents.....	.086	6-6	105	3	9	0	0	0	3	9	.086	8	1	65	0	.158	0	2	3-4	82	37	18	.869

LOB - Team (30), Opp (17). DPs turned - Team (0), Opp (2).

(All games Sorted by Earned run avg)

Player	ERA	W-L	APP	GS	CG	SHO/CBO	SV	IP	H	R	ER	BB	SO	2B	3B	HR	AB	B/Avg	WP	HBP	BK	SFA	SHA
3 LUNA, Blaire.....	0.00	3-0	3	3	3	3/0	0	18.0	4	0	0	3	38	0	0	0	58	.069	0	0	0	0	1

6 PAPUCCI, Mara.....	0.00	1-0	1	0	0	0/0	0	4.0	0	0	0	1	6	0	0	0	12	.000	0	1	0	0	0
19 ZANOTTI, Matilde..	0.00	0-0	1	0	0	0/0	0	1.1	2	0	0	0	1	0	0	0	6	.333	0	0	0	0	0
21 CACCIAMANI, Ilenia	1.00	1-0	3	3	1	1/0	0	7.0	3	1	1	1	18	0	0	0	24	.125	0	0	0	0	1
5 ONOFRI, Carlotta...	8.40	1-0	1	0	0	0/0	0	1.2	0	2	2	3	2	0	0	0	5	.000	0	0	0	0	0
Totals.....	0.66	6-0	6	6	4	4/0	0	32.0	9	3	3	8	65	0	0	0	105	.086	0	1	0	0	2
Opponents.....	7.17	0-6	6	6	3	0/0	0	27.1	51	44	28	13	14	11	3	1	135	.378	9	4	2	1	3

PB - Team (1), TSUCHIYAMA, A 1, Opp (2). SBA/ATT - TSUCHIYAMA, A (3-4), LUNA, B (3-4).

(All games Sorted by Fielding pct)

Player	C	PO	A	E	FLD%	Dps	SBA	CSB	SBA%	PB	CI
2 TSUCHIYAMA, Ariel.	48	46	2	0	1.000	0	3	1	.750	1	0
25 GIANFERRO, Federic	21	21	0	0	1.000	0	0	0	---	0	0
23 LAGHI, Martina....	10	4	6	0	1.000	0	0	0	---	0	0
44 BEDWEL, Katelyn...	6	6	0	0	1.000	0	0	0	---	0	0
8 CERIONI, Miriana...	3	1	2	0	1.000	0	0	0	---	0	0
22 PIANELLA, Marta...	3	3	0	0	1.000	0	0	0	---	0	0
3 LUNA, Blaire.....	3	0	3	0	1.000	0	3	1	.750	0	0
11 ZAULI, Carlotta...	1	1	0	0	1.000	0	0	0	---	0	0
7 BROLLI, Linda.....	1	1	0	0	1.000	0	0	0	---	0	0
6 PAPUCCI, Mara.....	1	0	1	0	1.000	0	0	0	---	0	0
10 GRIFAGNO, Elisa...	9	4	4	1	.889	0	0	0	---	0	0
5 ONOFRI, Carlotta...	11	9	0	2	.818	0	0	0	---	0	0
19 ZANOTTI, Matilde..	0	0	0	0	.000	0	0	0	---	0	0
15 ONOFRI, Veronica..	0	0	0	0	.000	0	0	0	---	0	0
4 MONTANARI, Andrea.	0	0	0	0	.000	0	0	0	---	0	0
21 CACCIAMANI, Ilenia	0	0	0	0	.000	0	0	0	---	0	0
14 MAZZONI, Manuela...	0	0	0	0	.000	0	0	0	---	0	0
Totals.....	117	96	18	3	.974	0	3	1	.750	1	0
Opponents.....	137	82	37	18	.869	2	4	3	.571	2	0

Hitting minimums - 1 Games 2.0 AB/Game 2.5 TPA/Game

Pitching minimums - 1 Games 2.1 IP/Game



European Cup Winners Cup Women

Porpetto (Italy) - September 1st / 6th, 2014



Teams' Stats



Eagles

SUI

European Cup Winners Cup Women - 2014
Overall Statistics for Eagles (SUI) (as of Sep 04, 2014)
(All games Sorted by Batting avg)

14-ECWCW record: 2-4

Player	AVG	GP-GS	AB	R	H	2B	3B	HR	RBI	TB	SLG%	BB	HBP	SO	GDP	OB%	SF	SH	SB-ATT	PO	A	E	FLD%
33 ROBINSON, Brittany	.250	6-6	16	4	4	2	1	0	4	8	.500	1	0	5	0	.294	0	0	0-0	20	16	0	1.000
76 MOLINA, Lauren...	.133	6-6	15	2	2	0	1	0	3	4	.267	0	1	4	0	.188	0	0	0-0	2	5	1	.875
35 WHITE, Starr.....	.133	6-6	15	1	2	0	1	0	2	4	.267	1	0	4	0	.188	0	0	1-1	5	12	0	1.000
22 NOVAK, Jacqueline.	.118	6-6	17	2	2	0	0	0	2	2	.118	0	0	5	0	.118	0	0	1-1	9	1	0	1.000
69 CASPARIS, Corina..	.071	6-6	14	2	1	0	0	0	2	1	.071	4	0	8	0	.278	0	0	3-3	3	1	1	.800

28 CRAMERI, Flavia...	.364	5-4	11	1	4	1	0	0	1	5	.455	0	0	2	0	.364	0	0	0-1	0	0	0	.000
12 GLOUKHOFF, Julia..	.214	6-6	14	1	3	0	0	0	1	3	.214	0	0	3	0	.214	0	0	0-0	31	3	1	.971
13 SPRING, Jessica...	.200	6-6	10	2	2	0	1	0	1	4	.400	1	0	4	0	.273	0	0	0-0	10	2	0	1.000
38 ROLLI, Jessica....	.125	5-5	8	0	1	0	0	0	0	1	.125	0	0	4	0	.125	0	1	0-0	11	1	1	.923
2 BAUMGARTNER, Fabie	.000	6-6	5	0	0	0	0	0	0	0	.000	1	0	2	0	.167	0	0	0-0	5	8	2	.867
27 KATHRINER, Tamara.	.000	2-0	2	1	0	0	0	0	0	0	.000	0	0	1	0	.000	0	0	0-0	0	1	0	1.000
36 ULRICH, Irene.....	.000	1-0	1	0	0	0	0	0	0	0	.000	0	0	1	0	.000	0	0	0-0	0	0	0	.000
Totals.....	.164	6-6	128	16	21	3	4	0	14	32	.250	8	1	43	0	.219	0	1	5-6	96	50	6	.961
Opponents.....	.338	6-6	142	37	48	9	0	6	35	75	.528	13	4	12	0	.409	0	2	4-5	102	36	9	.939

LOB - Team (20), Opp (28). DPs turned - Team (2), Opp (1).

(All games Sorted by Earned run avg)

Player	ERA	W-L	APP	GS	CG	SHO/CBO	SV	IP	H	R	ER	BB	SO	2B	3B	HR	AB	B/Avg	WP	HBP	BK	SFA	SHA
76 MOLINA, Lauren....	3.94	1-3	4	4	2	0/0	0	21.1	25	13	12	6	6	3	0	1	85	.294	0	1	0	0	2

35 WHITE, Starr.....	0.00	1-0	2	1	1	1/0	0	5.2	3	0	0	1	6	1	0	0	21	.143	0	1	0	0	0
36 ULRICH, Irene.....	30.80	0-1	2	1	1	0/0	0	5.0	20	24	22	6	0	5	0	5	36	.556	2	2	0	0	0
Totals.....	7.44	2-4	6	6	4	1/0	0	32.0	48	37	34	13	12	9	0	6	142	.338	2	4	0	0	2
Opponents.....	0.82	4-2	6	6	4	4/0	0	34.0	21	16	4	8	43	3	4	0	128	.164	2	1	0	0	1

PB - Team (4), ROLLI, J 4, Opp (1). SBA/ATT - ROLLI, J (4-5), ULRICH, I (3-3), MOLINA, L (1-2).

(All games Sorted by Fielding pct)

Player	C	PO	A	E	FLD%	Dps	SBA	CSB	SBA%	PB	CI
33 ROBINSON, Brittany	36	20	16	0	1.000	2	0	0	---	0	0
35 WHITE, Starr.....	17	5	12	0	1.000	1	0	0	---	0	0
13 SPRING, Jessica...	12	10	2	0	1.000	0	0	0	---	0	0
22 NOVAK, Jacqueline.	10	9	1	0	1.000	0	0	0	---	0	0
27 KATHRINER, Tamara.	1	0	1	0	1.000	0	0	0	---	0	0
12 GLOUKHOFF, Julia..	35	31	3	1	.971	1	0	0	---	0	0
38 ROLLI, Jessica....	13	11	1	1	.923	0	4	1	.800	4	0
76 MOLINA, Lauren....	8	2	5	1	.875	0	1	1	.500	0	0
2 BAUMGARTNER, Fabie	15	5	8	2	.867	1	0	0	---	0	0
69 CASPARIS, Corina..	5	3	1	1	.800	0	0	0	---	0	0
28 CRAMERI, Flavia...	0	0	0	0	.000	0	0	0	---	0	0
36 ULRICH, Irene.....	0	0	0	0	.000	0	3	0	1.000	0	0
Totals.....	152	96	50	6	.961	2	4	1	.800	4	0
Opponents.....	147	102	36	9	.939	1	5	1	.833	1	0

Hitting minimums - 1 Games 2.0 AB/Game 2.5 TPA/Game

Pitching minimums - 1 Games 2.1 IP/Game



European Cup Winners Cup Women

Porpetto (Italy) - September 1st / 6th, 2014



Teams' Stats



Stenlose

DEN

European Cup Winners Cup Women - 2014
Overall Statistics for Stenlose (DEN) (as of Sep 04, 2014)
(All games Sorted by Batting avg)

14-ECWCW record: 1-5

Player	AVG	GP-GS	AB	R	H	2B	3B	HR	RBI	TB	SLG%	BB	HBP	SO	GDP	OB%	SF	SH	SB-ATT	PO	A	E	FLD%
39 NIELSEN, Kristina.	.471	6-5	17	8	8	1	0	0	2	9	.529	1	0	1	0	.500	0	1	4-5	38	8	2	.958
12 BORUP, Belinda....	.214	5-5	14	1	3	0	0	0	1	3	.214	1	0	8	0	.250	1	0	0-0	26	0	0	1.000
23 FREDERIKSEN, Rebek	.154	6-6	13	0	2	0	0	0	0	2	.154	0	0	0	0	.154	0	2	1-2	7	11	11	.621

36 BOCKELMANN, Ayla..	.364	5-4	11	5	4	0	0	0	2	4	.364	5	0	0	0	.563	0	0	3-4	2	6	1	.889
29 SIMONSEN, Maria...	.300	5-4	10	1	3	2	0	0	3	5	.500	3	0	2	0	.462	0	0	0-0	1	3	0	1.000
4 LARSEN, Sarah.....	.300	5-5	10	1	3	0	1	0	1	5	.500	1	0	2	0	.364	0	0	0-0	3	4	2	.778
22 NIELSEN, Mathilde.	.273	6-4	11	2	3	0	0	0	1	3	.273	2	1	1	0	.400	1	0	1-1	1	6	0	1.000
92 GREGERSEN, Mia....	.167	6-5	6	0	1	0	0	0	1	1	.167	0	0	1	0	.167	0	0	0-0	2	5	5	.583
50 WILLUMSEN, Anna...	.167	4-3	6	0	1	0	0	0	0	1	.167	1	0	2	0	.286	0	0	0-0	1	0	1	.500
30 DARLOV, Christine.	.154	5-4	13	2	2	0	0	0	2	2	.154	0	1	3	0	.214	0	0	0-0	2	1	1	.750
11 VEGENER, Katrine..	.111	4-4	9	0	1	0	0	0	3	1	.111	0	0	4	0	.100	1	0	0-0	5	1	2	.750
35 MELNERT, Jane.....	.111	4-3	9	1	1	0	0	0	0	1	.111	0	0	2	0	.111	0	0	0-0	10	0	2	.833
34 RIIS-PETERSEN, Tan	.000	2-2	4	0	0	0	0	0	0	0	.000	0	0	1	0	.000	0	0	0-0	2	0	1	.667
6 LARSEN, Maria.....	.000	3-2	2	0	0	0	0	0	0	0	.000	0	0	1	0	.000	0	0	0-0	0	0	0	.000
5 KROGSBELL, Mette..	.000	1-0	0	0	0	0	0	0	0	0	.000	1	0	0	0	1.000	0	0	0-0	0	0	0	.000
Totals.....	.237	6-6	135	21	32	3	1	0	16	37	.274	15	2	28	0	.316	3	3	9-12	100	45	28	.838
Opponents.....	.308	6-6	159	54	49	6	3	0	42	61	.384	23	3	35	0	.403	1	9	14-16	102	47	18	.892

LOB - Team (35), Opp (41). DPs turned - Team (1), Opp (3). IBB - Team (1), SIMONSEN, M 1.

(All games Sorted by Earned run avg)

Player	ERA	W-L	APP	GS	CG	SHO/CBO	SV	IP	H	R	ER	BB	SO	2B	3B	HR	AB	B/Avg	WP	HBP	BK	SFA	SHA
36 BOCKELMANN, Ayla..	2.44	0-2	6	2	0	0/0	0	14.1	18	17	5	6	12	3	1	0	68	.265	3	0	0	0	3
22 NIELSEN, Mathilde.	3.13	1-2	5	3	0	0/0	0	15.2	25	18	7	8	19	1	2	0	71	.352	3	0	0	1	5

29 SIMONSEN, Maria...	29.40	0-1	2	1	0	0/0	0	3.1	6	19	14	9	4	2	0	0	20	.300	11	3	0	0	1
Totals.....	5.46	1-5	6	6	0	0/0	0	33.1	49	54	26	23	35	6	3	0	159	.308	17	3	0	1	9
Opponents.....	2.26	5-1	6	6	3	0/0	0	34.0	32	21	11	15	28	3	1	0	135	.237	7	2	0	3	3

PB - Team (2), LARSEN, S 1, NIELSEN, K 1, Opp (3). SBA/ATT - NIELSEN, K (11-13), BOCKELMANN, A (8-9), NIELSEN, M (3-4), SIMONSEN, M (3-3), LARSEN, S (3-3).

(All games Sorted by Fielding pct)

Player	C	PO	A	E	FLD%	DPS	SBA	CSB	SBA%	PB	CI
12 BORUP, Belinda....	26	26	0	0	1.000	0	0	0	---	0	0
22 NIELSEN, Mathilde.	7	1	6	0	1.000	0	3	1	.750	0	0
29 SIMONSEN, Maria...	4	1	3	0	1.000	1	3	0	1.000	0	0
39 NIELSEN, Kristina.	48	38	8	2	.958	0	11	2	.846	1	0
36 BOCKELMANN, Ayla..	9	2	6	1	.889	0	8	1	.889	0	0
35 MELNERT, Jane.....	12	10	0	2	.833	0	0	0	---	0	0
4 LARSEN, Sarah.....	9	3	4	2	.778	0	3	0	1.000	1	0
11 VEGENER, Katrine..	8	5	1	2	.750	0	0	0	---	0	0
30 DARLOV, Christine.	4	2	1	1	.750	0	0	0	---	0	0
34 RIIS-PETERSEN, Tan	3	2	0	1	.667	0	0	0	---	0	0
23 FREDERIKSEN, Rebek	29	7	11	11	.621	1	0	0	---	0	0
92 GREGERSEN, Mia....	12	2	5	5	.583	0	0	0	---	0	0
50 WILLUMSEN, Anna...	2	1	0	1	.500	0	0	0	---	0	0
5 KROGSBELL, Mette..	0	0	0	0	.000	0	0	0	---	0	0
6 LARSEN, Maria.....	0	0	0	0	.000	0	0	0	---	0	0
Totals.....	173	100	45	28	.838	1	14	2	.875	2	0
Opponents.....	167	102	47	18	.892	3	9	3	.750	3	0

Hitting minimums - 1 Games 2.0 AB/Game 2.5 TPA/Game

Pitching minimums - 1 Games 2.1 IP/Game



European Cup Winners Cup Women

Porpetto (Italy) - September 1st / 6th, 2014



Teams' Stats



Brasschaat

BEL

European Cup Winners Cup Women - 2014
Overall Statistics for Brasschaat (BEL) (as of Sep 04, 2014)
(All games Sorted by Batting avg)

14-ECWCW record: 3-4

Player	AVG	GP-GS	AB	R	H	2B	3B	HR	RBI	TB	SLG%	BB	HBP	SO	GDP	OB%	SF	SH	SB-ATT	PO	A	E	FLD%
32 DE LANNOY,Kelly..	.375	6-6	16	4	6	1	0	0	4	7	.438	1	0	2	0	.389	1	3	3-3	32	4	2	.947
25 VAN DER ZANDEN,Ci	.333	6-6	18	5	6	1	1	0	1	9	.500	1	0	0	0	.368	0	3	1-1	13	5	2	.900
2 VAN KNEGSEL,Eva..	.250	7-7	20	6	5	0	1	0	0	7	.350	4	0	2	0	.375	0	0	1-1	9	1	0	1.000
14 DOOSCHE,Ellen....	.222	7-6	18	1	4	2	0	0	5	6	.333	0	1	6	0	.263	0	0	0-0	3	6	3	.750

10 HAEN,Charlotte...	.455	5-5	11	0	5	1	0	0	4	6	.545	3	0	0	0	.571	0	0	1-1	12	1	0	1.000
7 STAVERT,Beth.....	.385	6-6	13	2	5	0	0	0	1	5	.385	4	1	3	0	.556	0	0	0-1	1	7	0	1.000
30 DE SCRIVVERE,Grie	.143	7-5	14	1	2	0	0	0	0	2	.143	0	0	5	0	.143	0	0	0-0	22	5	1	.964
6 DE PERMENTIER,Sti	.091	6-5	11	1	1	0	0	0	0	1	.091	0	0	3	0	.091	0	1	0-0	9	3	0	1.000
13 VAN DOORSLAER,Gri	.083	6-4	12	0	1	0	0	0	2	1	.083	2	0	2	0	.214	0	0	0-0	7	1	0	1.000
28 VAN KERKORLE,Ils	.000	7-5	11	1	0	0	0	0	0	0	.000	3	0	4	0	.214	0	1	0-0	15	4	0	1.000
20 EVERS,Sandra.....	.000	6-4	7	1	0	0	0	0	0	0	.000	3	0	5	0	.300	0	0	0-0	1	1	0	1.000
8 TERREL,Kimberly..	.000	5-4	6	0	0	0	0	0	0	0	.000	0	0	3	0	.000	0	0	0-0	2	5	3	.700
22 BAKKER,Julia.....	.000	3-2	4	0	0	0	0	0	0	0	.000	0	0	2	0	.000	0	0	0-0	0	0	0	.000
Totals.....	.217	7-7	161	22	35	5	2	0	17	44	.273	21	2	37	0	.314	1	8	6-7	126	50	12	.936
Opponents.....	.236	7-7	161	32	38	5	5	0	28	53	.329	12	6	39	0	.309	2	6	10-14	129	58	12	.940

LOB - Team (42), Opp (29). DPs turned - Team (0), Opp (1). IBB - Team (1), HAEN,Ch 1, Opp (1).

(All games Sorted by Earned run avg)

Player	ERA	W-L	APP	GS	CG	SHO/CBO	SV	IP	H	R	ER	BB	SO	2B	3B	HR	AB	B/Avg	WP	HBP	BK	SFA	SHA
3 MERKX,Marjolein..	1.78	3-0	5	5	1	1/0	0	19.2	14	8	5	3	18	2	2	0	70	.200	1	5	0	2	3
7 STAVERT,Beth.....	4.04	0-3	5	1	1	0/0	0	17.1	15	15	10	5	20	2	1	0	67	.224	5	1	0	0	3

30 DE SCRIVVERE,Grie	8.40	0-1	2	1	1	0/0	0	5.0	9	9	6	4	1	1	2	0	24	.375	3	0	0	0	0
Totals.....	3.50	3-4	7	7	3	1/0	0	42.0	38	32	21	12	39	5	5	0	161	.236	9	6	0	2	6
Opponents.....	2.12	4-3	7	7	2	1/1	0	43.0	35	22	13	21	37	5	2	0	161	.217	6	2	0	1	8

SBA/ATT - DE LANNOY,Ke (6-9), STAVERT,B (6-8), HAEN,Ch (4-5), MERKX,M (2-4), DE SCRIVVERE (2-2).

(All games Sorted by Fielding pct)

Player	C	PO	A	E	FLD%	Dps	SBA	CSB	SBA%	PB	CI
28 VAN KERKORLE,Ils	19	15	4	0	1.000	0	0	0	---	0	0
10 HAEN,Charlotte...	13	12	1	0	1.000	0	4	1	.800	0	0
6 DE PERMENTIER,Sti	12	9	3	0	1.000	0	0	0	---	0	0
2 VAN KNEGSEL,Eva..	10	9	1	0	1.000	0	0	0	---	0	0
13 VAN DOORSLAER,Gri	8	7	1	0	1.000	0	0	0	---	0	0
7 STAVERT,Beth.....	8	1	7	0	1.000	0	6	2	.750	0	0
20 EVERS,Sandra.....	2	1	1	0	1.000	0	0	0	---	0	0
30 DE SCRIVVERE,Grie	28	22	5	1	.964	0	2	0	1.000	0	0
32 DE LANNOY,Kelly..	38	32	4	2	.947	0	6	3	.667	0	0
25 VAN DER ZANDEN,Ci	20	13	5	2	.900	0	0	0	---	0	0
3 MERKX,Marjolein..	8	0	7	1	.875	0	2	2	.500	0	0
14 DOOSCHE,Ellen....	12	3	6	3	.750	0	0	0	---	0	0
8 TERREL,Kimberly..	10	2	5	3	.700	0	0	0	---	0	0
22 BAKKER,Julia.....	0	0	0	0	.000	0	0	0	---	0	0
Totals.....	188	126	50	12	.936	0	10	4	.714	0	0
Opponents.....	199	129	58	12	.940	1	6	1	.857	0	0

Hitting minimums - 1 Games 2.0 AB/Game 2.5 TPA/Game
Pitching minimums - 1 Games 2.1 IP/Game



European Cup Winners Cup Women

Porpetto (Italy) - September 1st / 6th, 2014



Teams' Stats



Meyzieu

FRA

European Cup Winners Cup Women - 2014
Overall Statistics for Meyzieu (FRA) (as of Sep 04, 2014)
(All games Sorted by Batting avg)

14-ECWCW record: 1-4

Player	AVG	GP-GS	AB	R	H	2B	3B	HR	RBI	TB	SLG%	BB	HBP	SO	GDP	OB%	SF	SH	SB-ATT	PO	A	E	FLD%
9 VENDRAMIN, Peggy...	.429	5-5	14	2	6	1	0	0	0	7	.500	0	0	2	0	.429	0	0	1-1	12	9	3	.875
5 NELSON, Jessica...	.308	5-5	13	2	4	0	1	0	2	6	.462	1	0	3	0	.357	0	0	0-0	1	9	0	1.000
2 MORALES, Sabrina...	.167	5-5	12	1	2	0	0	0	1	2	.167	1	0	2	0	.231	0	1	0-0	9	5	1	.933
4 GARRANAS, Marie...	.091	5-5	11	2	1	0	0	0	0	1	.091	2	0	0	0	.231	0	0	1-2	16	1	2	.895

21 TOUMIT, Alienor...	.286	4-4	7	1	2	0	0	0	0	2	.286	1	1	3	0	.444	0	0	0-1	0	8	8	.500
8 MOUNIER, Charlotte	.167	4-4	6	0	1	0	0	0	0	1	.167	0	0	4	0	.167	0	1	0-0	1	0	1	.500
12 DYMOWIEZ, Sandra...	.000	5-4	11	0	0	0	0	0	0	0	.000	0	0	2	0	.000	0	0	0-1	1	4	3	.625
17 DYMOWIEZ, Katy....	.000	3-3	7	0	0	0	0	0	1	0	.000	1	0	2	0	.125	0	0	0-0	20	0	1	.952
7 PRADEL, Adeline...	.000	4-4	6	0	0	0	0	0	1	0	.000	0	3	4	0	.333	0	0	0-0	2	1	0	1.000
93 LOPEZ, Amandine...	.000	5-3	6	1	0	0	0	0	0	0	.000	1	0	2	0	.143	0	0	0-0	4	2	0	1.000
11 SAIDI, Farah.....	.000	4-3	5	0	0	0	0	0	0	0	.000	0	1	5	0	.167	0	2	0-0	15	0	1	.938
23 CHALLAL, Leila....	.000	1-0	2	0	0	0	0	0	0	0	.000	0	0	0	0	.000	0	0	0-0	0	1	2	.333
Totals.....	.160	5-5	100	9	16	1	1	0	5	19	.190	7	5	29	0	.250	0	4	2-5	81	40	22	.846
Opponents.....	.291	5-5	127	39	37	8	5	2	30	61	.480	16	1	19	0	.375	0	5	8-10	87	32	6	.952

LOB - Team (20), Opp (29). DPs turned - Team (2), Opp (1).

(All games Sorted by Earned run avg)

Player	ERA	W-L	APP	GS	CG	SHO/CBO	SV	IP	H	R	ER	BB	SO	2B	3B	HR	AB	B/Avg	WP	HBP	BK	SFA	SHA
5 NELSON, Jessica...	3.32	0-3	3	3	1	0/0	0	12.2	18	25	6	4	8	3	4	2	66	.273	2	1	0	0	3
21 TOUMIT, Alienor...	4.00	1-1	3	2	2	0/0	0	14.0	17	12	8	11	11	4	1	0	58	.293	3	0	0	0	2

8 MOUNIER, Charlotte	0.00	0-0	1	0	0	0/0	0	0.1	2	2	0	1	0	1	0	0	3	.667	0	0	0	0	0
Totals.....	3.63	1-4	5	5	3	0/0	0	27.0	37	39	14	16	19	8	5	2	127	.291	5	1	0	0	5
Opponents.....	1.69	4-1	5	5	3	2/1	0	29.0	16	9	7	7	29	1	1	0	100	.160	2	5	0	0	4

PB - Team (1), GARRANAS, M 1. SBA/ATT - GARRANAS, M (5-6), NELSON, J (5-6), TOUMIT, A (3-4), VENDRAMIN, P (3-4).

(All games Sorted by Fielding pct)

Player	C	PO	A	E	FLD%	Dps	SBA	CSB	SBA%	PB	CI
5 NELSON, Jessica...	10	1	9	0	1.000	0	5	1	.833	0	0
93 LOPEZ, Amandine...	6	4	2	0	1.000	1	0	0	---	0	0
7 PRADEL, Adeline...	3	2	1	0	1.000	1	0	0	---	0	0
17 DYMOWIEZ, Katy....	21	20	0	1	.952	0	0	0	---	0	0
11 SAIDI, Farah.....	16	15	0	1	.938	0	0	0	---	0	0
2 MORALES, Sabrina...	15	9	5	1	.933	1	0	0	---	0	0
4 GARRANAS, Marie...	19	16	1	2	.895	1	5	1	.833	1	0
9 VENDRAMIN, Peggy..	24	12	9	3	.875	0	3	1	.750	0	0
12 DYMOWIEZ, Sandra..	8	1	4	3	.625	1	0	0	---	0	0
21 TOUMIT, Alienor...	16	0	8	8	.500	0	3	1	.750	0	0
8 MOUNIER, Charlotte	2	1	0	1	.500	0	0	0	---	0	0
23 CHALLAL, Leila....	3	0	1	2	.333	0	0	0	---	0	0
Totals.....	143	81	40	22	.846	2	8	2	.800	1	0
Opponents.....	125	87	32	6	.952	1	2	3	.400	0	0

Hitting minimums - 1 Games 2.0 AB/Game 2.5 TPA/Game

Pitching minimums - 1 Games 2.1 IP/Game



European Cup Winners Cup Women

Porpetto (Italy) - September 1st / 6th, 2014



Teams' Stats



Angels

BUL

European Cup Winners Cup Women - 2014
Overall Statistics for Angels (BUL) (as of Sep 04, 2014)
(All games Sorted by Batting avg)

14-ECWCW record: 1-5

Player	AVG	GP-GS	AB	R	H	2B	3B	HR	RBI	TB	SLG%	BB	HBP	SO	GDP	OB%	SF	SH	SB-ATT	PO	A	E	FLD%
8 MILENKOVA, Yanita.	.267	6-6	15	2	4	1	0	0	4	5	.333	2	0	3	0	.316	2	0	0-0	7	9	1	.941
7 SOKOLOVA, Petya...	.250	6-6	16	2	4	0	0	0	2	4	.250	0	0	1	0	.250	0	1	1-1	11	4	1	.938
16 GRAHOVSKA, Karina.	.231	6-6	13	2	3	0	1	0	3	5	.385	2	0	5	0	.333	0	0	0-0	3	0	1	.750
22 GEORGIEVA, Vasilka	.214	6-6	14	1	3	0	0	0	2	3	.214	2	0	4	0	.313	0	0	0-2	13	10	4	.852
17 NIKOLOVA, Dilyana.	.200	5-5	15	2	3	0	0	0	1	3	.200	0	0	2	0	.200	0	0	1-1	8	3	3	.786
1 BLATSKA, Victoria.	.133	6-6	15	3	2	0	1	0	3	4	.267	2	0	1	0	.235	0	2	3-3	37	2	1	.975
12 DAMYANOVA, Emili..	.111	6-6	18	2	2	0	0	0	1	2	.111	1	0	9	0	.158	0	0	0-0	7	9	2	.889

2 GRAHOVSKA, Yordank	.333	5-3	3	2	1	0	0	0	0	1	.333	2	0	1	0	.600	0	0	0-1	7	3	2	.833
10 SUMOVA, Ani.....	.286	3-2	7	1	2	1	0	0	0	3	.429	0	0	1	0	.286	0	0	0-0	0	0	0	.000
4 LEONTIEVA, Gergana	.200	6-5	5	0	1	0	0	0	0	1	.200	0	0	2	0	.200	0	0	0-0	8	4	2	.857
9 NIKOLOVA, Leonor...	.167	2-2	6	0	1	0	0	0	1	1	.167	0	0	0	0	.167	0	0	0-0	0	2	1	.667
5 LAZAROVA, Vesela..	.111	5-4	9	1	1	0	0	0	0	1	.111	0	0	2	0	.111	0	0	2-2	1	0	1	.500
Totals.....	.199	6-6	136	18	27	2	2	0	17	33	.243	11	0	31	0	.255	2	3	7-10	102	46	19	.886
Opponents.....	.318	6-6	148	42	47	10	4	2	33	71	.480	17	5	14	0	.397	4	3	11-14	105	47	14	.916

LOB - Team (29), Opp (33). DPs turned - Team (2), Opp (1). IBB - Team (0), Opp (1).

(All games Sorted by Earned run avg)

Player	ERA	W-L	APP	GS	CG	SHO/CBO	SV	IP	H	R	ER	BB	SO	2B	3B	HR	AB	B/Avg	WP	HBP	BK	SFA	SHA
8 MILENKOVA, Yanita.	3.79	1-3	5	4	2	0/0	0	24.0	26	20	13	10	10	5	0	1	98	.265	5	3	0	3	3

9 NIKOLOVA, Leonor...	10.50	0-0	3	0	0	0/0	0	1.1	2	2	2	3	0	0	0	1	6	.333	0	0	0	0	0
17 NIKOLOVA, Dilyana.	15.35	0-2	3	2	0	0/0	0	8.2	19	20	19	4	4	5	4	0	44	.432	5	2	0	1	0
Totals.....	7.00	1-5	6	6	2	0/0	0	34.0	47	42	34	17	14	10	4	2	148	.318	10	5	0	4	3
Opponents.....	1.20	5-1	6	6	3	2/1	0	35.0	27	18	6	11	31	2	2	0	136	.199	5	0	0	2	3

PB - Team (4), SOKOLOVA, P 3, GRAHOVSKA, Y 1, Opp (1). SBA/ATT - GRAHOVSKA, Y (8-10), NIKOLOVA, D (7-8), MILENKOVA, Y (4-6), SOKOLOVA, P (3-4).

(All games Sorted by Fielding pct)

Player	C	PO	A	E	FLD%	Dps	SBA	CSB	SBA%	PB	CI
1 BLATSKA, Victoria.	40	37	2	1	.975	1	0	0	---	0	0
8 MILENKOVA, Yanita.	17	7	9	1	.941	0	4	2	.667	0	0
7 SOKOLOVA, Petya...	16	11	4	1	.938	1	3	1	.750	3	0
12 DAMYANOVA, Emili..	18	7	9	2	.889	1	0	0	---	0	0
4 LEONTIEVA, Gergana	14	8	4	2	.857	0	0	0	---	0	0
22 GEORGIEVA, Vasilka	27	13	10	4	.852	0	0	0	---	0	0
2 GRAHOVSKA, Yordank	12	7	3	2	.833	0	8	2	.800	1	0
17 NIKOLOVA, Dilyana.	14	8	3	3	.786	1	7	1	.875	0	0
16 GRAHOVSKA, Karina.	4	3	0	1	.750	0	0	0	---	0	0
9 NIKOLOVA, Leonor...	3	0	2	1	.667	0	0	0	---	0	0
5 LAZAROVA, Vesela..	2	1	0	1	.500	0	0	0	---	0	0
10 SUMOVA, Ani.....	0	0	0	0	.000	0	0	0	---	0	0
Totals.....	167	102	46	19	.886	2	11	3	.786	4	0
Opponents.....	166	105	47	14	.916	1	7	3	.700	1	0

Hitting minimums - 1 Games 2.0 AB/Game 2.5 TPA/Game
Pitching minimums - 1 Games 2.1 IP/Game



European Cup Winners Cup Women

Porpetto (Italy) - September 1st / 6th, 2014



Teams' Stats



Kalita

RUS

European Cup Winners Cup Women - 2014
Overall Statistics for Kalita (RUS) (as of Sep 04, 2014)
(All games Sorted by Batting avg)

14-ECWCW record: 5-1

Player	AVG	GP-GS	AB	R	H	2B	3B	HR	RBI	TB	SLG%	BB	HBP	SO	GDP	OB%	SF	SH	SB-ATT	PO	A	E	FLD%
4 VEREIKINA, Polina.	.500	6-6	20	5	10	1	3	0	7	17	.850	2	0	2	0	.545	0	0	1-2	12	12	1	.960
12 SHABANOVA, Anna...	.400	6-6	15	8	6	0	1	0	3	8	.533	3	0	3	0	.500	0	2	6-6	28	2	4	.882
3 TELNOVA, Irina....	.375	6-6	16	8	6	1	1	0	2	9	.563	2	0	3	0	.444	0	0	1-1	7	1	1	.889
17 SMETANINA, Evgenia	.200	6-5	15	3	3	1	0	0	4	4	.267	1	0	2	0	.250	0	0	0-0	24	1	0	1.000
6 MARTIROSYAN, Karin	.154	6-6	13	3	2	0	0	0	4	2	.154	1	1	2	0	.267	0	1	0-0	7	2	0	1.000
10 MARTIROSYAN, Liia.	.143	6-6	14	5	2	1	0	0	2	3	.214	1	1	3	0	.235	1	1	2-2	2	15	1	.944

15 CERNECCA, Teresa..	.500	4-4	12	4	6	2	1	0	5	10	.833	0	1	1	0	.538	0	0	1-1	1	6	0	1.000
2 KORNIENKO, Julia..	.500	3-0	4	0	2	0	0	0	2	2	.500	1	0	1	0	.600	0	0	0-0	0	0	0	.000
18 FIORIO, Alice.....	.333	5-5	12	2	4	1	0	0	3	5	.417	1	1	2	0	.429	0	0	0-0	13	4	1	.944
7 KHACHATRYAN, Ani..	.333	5-3	9	4	3	0	0	0	1	3	.333	1	0	3	0	.400	0	1	0-2	3	9	0	1.000
20 CONCINA, Francesca	.300	3-3	10	3	3	0	1	0	2	5	.500	2	0	2	0	.417	0	0	1-1	3	8	1	.917
1 MARTIROSYAN, Maria	.286	4-3	7	5	2	1	0	0	4	3	.429	3	0	1	0	.500	0	0	1-1	1	1	1	.667
8 KAZARINA, Anastasi	.000	1-1	2	1	0	0	0	0	1	0	.000	1	0	1	0	.333	0	0	0-0	1	3	0	1.000
11 REMIZOVA, Yana....	.000	2-0	1	0	0	0	0	0	0	0	.000	0	0	1	0	.000	0	0	0-0	0	1	0	1.000
Totals.....	.327	6-6	150	51	49	8	7	0	40	71	.473	19	4	27	0	.414	1	5	13-16	102	65	10	.944
Opponents.....	.262	6-6	130	18	34	5	2	0	15	43	.331	12	1	15	0	.322	3	3	6-9	100	39	17	.891

LOB - Team (28), Opp (29). DPs turned - Team (1), Opp (1).

(All games Sorted by Earned run avg)

Player	ERA	W-L	APP	GS	CG	SHO/CBO	SV	IP	H	R	ER	BB	SO	2B	3B	HR	AB	B/Avg	WP	HBP	BK	SFA	SHA
8 KAZARINA, Anastasi	1.75	3-0	5	5	3	1/0	0	20.0	18	7	5	6	5	1	1	0	76	.237	3	1	0	1	0
15 CERNECCA, Teresa..	2.50	2-1	3	1	1	0/0	0	14.0	16	11	5	6	10	4	1	0	54	.296	2	0	0	2	3
Totals.....	2.06	5-1	6	6	4	1/0	0	34.0	34	18	10	12	15	5	2	0	130	.262	5	1	0	3	3
Opponents.....	7.56	1-5	6	6	0	0/0	0	33.1	49	51	36	19	27	8	7	0	150	.327	17	4	0	1	5

PB - Team (0), Opp (3). SBA/ATT - FIORIO, A (6-9), CERNECCA, T (4-7), KAZARINA, A (2-2).

(All games Sorted by Fielding pct)

Player	C	PO	A	E	FLD%	Dps	SBA	CSB	SBA%	PB	CI
17 SMETANINA, Evgenia	25	24	1	0	1.000	0	0	0	---	0	0
7 KHACHATRYAN, Ani..	12	3	9	0	1.000	0	0	0	---	0	0
6 MARTIROSYAN, Karin	9	7	2	0	1.000	1	0	0	---	0	0
15 CERNECCA, Teresa..	7	1	6	0	1.000	0	4	3	.571	0	0
8 KAZARINA, Anastasi	4	1	3	0	1.000	0	2	0	1.000	0	0
11 REMIZOVA, Yana....	1	0	1	0	1.000	0	0	0	---	0	0
4 VEREIKINA, Polina.	25	12	12	1	.960	0	0	0	---	0	0
10 MARTIROSYAN, Liia.	18	2	15	1	.944	0	0	0	---	0	0
18 FIORIO, Alice.....	18	13	4	1	.944	0	6	3	.667	0	0
20 CONCINA, Francesca	12	3	8	1	.917	0	0	0	---	0	0
3 TELNOVA, Irina....	9	7	1	1	.889	0	0	0	---	0	0
12 SHABANOVA, Anna...	34	28	2	4	.882	1	0	0	---	0	0
1 MARTIROSYAN, Maria	3	1	1	1	.667	0	0	0	---	0	0
2 KORNIENKO, Julia..	0	0	0	0	.000	0	0	0	---	0	0
Totals.....	177	102	65	10	.944	1	6	3	.667	0	0
Opponents.....	156	100	39	17	.891	1	13	3	.813	3	0

Hitting minimums - 1 Games 2.0 AB/Game 2.5 TPA/Game

Pitching minimums - 1 Games 2.1 IP/Game



European Cup Winners Cup Women

Porpetto (Italy) - September 1st / 6th, 2014



Teams' Stats



Sant Boi

ESP

European Cup Winners Cup Women - 2014
Overall Statistics for Sant Boi (ESP) (as of Sep 04, 2014)
(All games Sorted by Batting avg)

14-ECWCW record: 1-4

Player	AVG	GP-GS	AB	R	H	2B	3B	HR	RBI	TB	SLG%	BB	HBP	SO	GDP	OB%	SF	SH	SB-ATT	PO	A	E	FLD%
41 MENA MARTINEZ,Lid	.167	5-5	12	0	2	0	0	0	0	2	.167	0	0	5	0	.167	0	1	0-1	1	1	0	1.000
20 RAMOS BARRIOS,Lid	.100	5-5	10	1	1	0	1	0	0	3	.300	1	0	8	0	.182	0	2	0-0	9	6	2	.882
28 CALVO GOICOICHEA,	.091	5-5	11	1	1	1	0	0	4	2	.182	1	0	1	0	.154	1	0	0-0	4	2	0	1.000
22 PAREJO ALONSO,Bea	.083	5-5	12	0	1	0	0	0	1	1	.083	1	0	5	0	.154	0	1	0-0	1	4	2	.714
11 GUTIERREZ LOZANO,	.077	5-5	13	1	1	0	0	0	1	1	.077	1	0	9	0	.143	0	0	0-1	3	5	1	.889

31 CALLEJAS PONSA,La	.333	4-3	9	1	3	1	0	0	1	4	.444	0	0	4	0	.333	0	0	0-0	4	0	1	.800
16 TORTOLERO,Eidyc..	.200	3-3	5	1	1	0	0	0	0	1	.200	1	1	2	0	.429	0	0	0-0	3	6	2	.818
63 PENA PARRAS,Irene	.167	3-3	6	0	1	0	0	0	1	1	.167	0	0	2	0	.167	0	1	0-0	2	0	0	1.000
13 PELAEZ MAZA,Laia.	.000	4-4	9	2	0	0	0	0	0	0	.000	0	1	5	0	.100	0	0	2-2	17	5	1	.957
4 FERNANDEZ COMPTE,	.000	3-3	6	0	0	0	0	0	0	0	.000	0	0	5	0	.000	0	0	0-0	9	0	1	.900
15 QUESADA QUESADA,M	.000	3-2	4	0	0	0	0	0	0	0	.000	0	0	4	0	.000	0	1	0-0	10	2	0	1.000
21 HORNSVELD CALIZ,S	.000	3-1	2	0	0	0	0	0	0	0	.000	0	0	1	0	.000	0	0	0-0	1	0	1	.500
5 VOLTARI, Maria V..	.000	4-4	1	0	0	0	0	0	0	0	.000	0	0	1	0	.000	0	0	0-0	23	1	0	1.000
17 ESTOQUERA BELTRAN	.000	2-0	1	0	0	0	0	0	0	0	.000	0	1	1	0	.500	0	0	0-0	0	0	0	.000
12 PELAEZ MAZA,Carla	.000	4-0	1	0	0	0	0	0	0	0	.000	0	0	1	0	.000	0	0	3-3	1	0	0	1.000
55 RODRIGUEZ BARCONE	.000	1-0	0	0	0	0	0	0	0	0	.000	0	0	0	0	.000	0	0	0-0	0	0	0	.000
Totals.....	.108	5-5	102	7	11	2	1	0	7	15	.147	5	3	54	0	.171	1	6	5-7	88	32	11	.916
Opponents.....	.262	5-5	122	29	32	5	2	2	23	47	.385	27	3	26	0	.403	2	3	9-9	93	27	8	.938

LOB - Team (17), Opp (40). IBB - Team (0), Opp (2).

(All games Sorted by Earned run avg)

Player	ERA	W-L	APP	GS	CG	SHO/CBO	SV	IP	H	R	ER	BB	SO	2B	3B	HR	AB	B/Avg	WP	HBP	BK	SFA	SHA
22 PAREJO ALONSO,Bea	2.33	1-2	3	3	2	0/0	0	18.0	19	12	6	14	19	1	1	0	75	.253	4	2	0	1	1
16 TORTOLERO,Eidyc..	5.09	0-2	2	2	2	0/0	0	11.0	13	14	8	10	7	4	1	2	46	.283	2	0	0	0	2

4 FERNANDEZ COMPTE,	63.00	0-0	1	0	0	0/0	0	0.1	0	3	3	3	0	0	0	0	1	.000	1	1	2	1	0
Totals.....	4.06	1-4	5	5	4	0/0	0	29.1	32	29	17	27	26	5	2	2	122	.262	7	3	2	2	3
Opponents.....	1.13	3-1	5	5	1	3/2	0	31.0	11	7	5	5	54	2	1	0	102	.108	0	3	0	1	6

PB - Team (2), VOLTARI,M 2. SBA/ATT - VOLTARI,M (8-8), PAREJO,B (6-6), TORTOLERO,E (3-3), PELAEZ,L (1-1).

(All games Sorted by Fielding pct)

Player	C	PO	A	E	FLD%	Dps	SBA	CSB	SBA%	PB	CI
5 VOLTARI, Maria V..	24	23	1	0	1.000	0	8	0	1.000	2	0
15 QUESADA QUESADA,M	12	10	2	0	1.000	0	0	0	---	0	0
28 CALVO GOICOICHEA,	6	4	2	0	1.000	0	0	0	---	0	0
41 MENA MARTINEZ,Lid	2	1	1	0	1.000	0	0	0	---	0	0
63 PENA PARRAS,Irene	2	2	0	0	1.000	0	0	0	---	0	0
12 PELAEZ MAZA,Carla	1	1	0	0	1.000	0	0	0	---	0	0
13 PELAEZ MAZA,Laia.	23	17	5	1	.957	0	1	0	1.000	0	0
4 FERNANDEZ COMPTE,	10	9	0	1	.900	0	0	0	---	0	0
11 GUTIERREZ LOZANO,	9	3	5	1	.889	0	0	0	---	0	0
20 RAMOS BARRIOS,Lid	17	9	6	2	.882	0	0	0	---	0	0
16 TORTOLERO,Eidyc..	11	3	6	2	.818	0	3	0	1.000	0	0
31 CALLEJAS PONSA,La	5	4	0	1	.800	0	0	0	---	0	0
22 PAREJO ALONSO,Bea	7	1	4	2	.714	0	6	0	1.000	0	0
21 HORNSVELD CALIZ,S	2	1	0	1	.500	0	0	0	---	0	0
17 ESTOQUERA BELTRAN	0	0	0	0	.000	0	0	0	---	0	0
55 RODRIGUEZ BARCONE	0	0	0	0	.000	0	0	0	---	0	0



European Cup Winners Cup Women

Porpetto (Italy) - September 1st / 6th, 2014



Tournament Summary

European Cup Winners Cup Women - 2014
(All games)

TEAM BATTING	G	Avg	AB	R	H	2B	3B	HR	BB	SO	SB-ATT
Sparks (NED).....	7	.401	157	74	63	18	4	12	22	20	17-18
Forlì (ITA).....	6	.378	135	44	51	11	3	1	13	14	4-7
Kalita (RUS).....	6	.327	150	51	49	8	7	0	19	27	13-16
Neunkirchen (GER)...	7	.300	160	43	48	7	1	1	15	31	8-9
Stenlose (DEN).....	6	.237	135	21	32	3	1	0	15	28	9-12
Brasschaat (BEL)....	7	.217	161	22	35	5	2	0	21	37	6-7
Kotlarka (CZE).....	7	.209	153	18	32	3	0	0	9	37	10-12
Angels (BUL).....	6	.199	136	18	27	2	2	0	11	31	7-10
Eagles (SUI).....	6	.164	128	16	21	3	4	0	8	43	5-6
Meyzieu (FRA).....	5	.160	100	9	16	1	1	0	7	29	2-5
Sant Boi (ESP).....	5	.108	102	7	11	2	1	0	5	54	5-7
Totals.....	34	.254	1517	323	385	63	26	14	145	351	86-109

TEAM PITCHING	G	ERA	W	L	Sv	IP	H	R	ER	BB	SO
Forlì (ITA).....	6	0.66	6	0	0	32.0	9	3	3	8	65
Sparks (NED).....	7	0.85	6	1	0	33.0	8	4	4	0	61
Kalita (RUS).....	6	2.06	5	1	0	34.0	34	18	10	12	15
Neunkirchen (GER)...	7	2.33	5	1	0	39.0	28	20	13	6	46
Brasschaat (BEL)....	7	3.50	3	4	0	42.0	38	32	21	12	39
Meyzieu (FRA).....	5	3.63	1	4	0	27.0	37	39	14	16	19
Sant Boi (ESP).....	5	4.06	1	4	0	29.1	32	29	17	27	26
Kotlarka (CZE).....	7	4.67	2	5	0	39.0	55	45	26	11	19
Stenlose (DEN).....	6	5.46	1	5	0	33.1	49	54	26	23	35
Angels (BUL).....	6	7.00	1	5	0	34.0	47	42	34	17	14
Eagles (SUI).....	6	7.44	2	4	0	32.0	48	37	34	13	12
Totals.....	34	3.77	33	34	0	374.2	385	323	202	145	351

TEAM FIELDING	G	PO	A	E	Pct	DP	PB	SBA-ATT
Sparks (NED).....	7	99	22	3	.976	0	0	2-4
Forlì (ITA).....	6	96	18	3	.974	0	1	3-4
Eagles (SUI).....	6	96	50	6	.961	2	4	4-5
Kalita (RUS).....	6	102	65	10	.944	1	0	6-9
Brasschaat (BEL)....	7	126	50	12	.936	0	0	10-14
Neunkirchen (GER)...	7	117	40	12	.929	4	1	7-10
Sant Boi (ESP).....	5	88	32	11	.916	0	2	9-9
Angels (BUL).....	6	102	46	19	.886	2	4	11-14
Kotlarka (CZE).....	7	117	59	29	.859	3	3	12-14
Meyzieu (FRA).....	5	81	40	22	.846	2	1	8-10
Stenlose (DEN).....	6	100	45	28	.838	1	2	14-16
Totals.....	34	1124	467	155	.911	15	18	86-109

INDIVIDUAL BATTING	G	Avg	AB	R	H	RBI	2B	3B	HR	BB
Min 2.0 AB/Team game										
KOSTERINK, Saskia-NED.....	6	.643	14	12	9	6	2	1	1	2
QUINN, Arlene-GER.....	7	.571	14	7	8	8	2	1	0	4
ANNEVELD, Virginie-NED....	6	.529	17	7	9	8	4	2	1	1
VEREIKINA, Polina-RUS.....	6	.500	20	5	10	7	1	3	0	2
MONTANARI, Andrea-ITA.....	6	.500	18	9	9	11	4	1	1	0
CERNECCA, Teresa-RUS.....	4	.500	12	4	6	5	2	1	0	0
TSUCHIYAMA, Ariel-ITA.....	5	.500	12	4	6	2	0	2	0	0
NIELSEN, Kristina-DEN.....	6	.471	17	8	8	2	1	0	0	1
ZAULI, Carlotta-ITA.....	6	.467	15	0	7	5	3	0	0	0
GOSEWER, Nathalie-NED.....	7	.444	18	9	8	9	1	1	3	2
BROUKALOVÁ, Ludmila-CZE....	6	.438	16	3	7	1	0	0	0	0
VENDRAMIN, Peggy-FRA.....	5	.429	14	2	6	0	1	0	0	0
SHABANOVA, Anna-RUS.....	6	.400	15	8	6	3	0	1	0	3
TELNOVA, Irina-RUS.....	6	.375	16	8	6	2	1	1	0	2
BEDWEL, Katelyn-ITA.....	6	.375	16	7	6	8	1	0	0	1

INDIVIDUAL PITCHING	App	ERA	W-L	Sv	IP	H	R	ER	BB	SO
Min 2.1 IP/Team game										
LUNA, Blaire-ITA.....	3	0.00	3-0	0	18.0	4	0	0	3	38
KAZARINA, Anastasia-RUS...	5	1.75	3-0	0	20.0	18	7	5	6	5
MERKX, Marjolein-BEL.....	5	1.78	3-0	0	19.2	14	8	5	3	18
PAREJO ALONSO, Beat-ESP....	3	2.33	1-2	0	18.0	19	12	6	14	19
BOCKELMANN, Ayla-DEN.....	6	2.44	0-2	0	14.1	18	17	5	6	12
CERNECCA, Teresa-RUS.....	3	2.50	2-1	0	14.0	16	11	5	6	10
NIELSEN, Mathilde-DEN.....	5	3.13	1-2	0	15.2	25	18	7	8	19
NELSON, Jessica-FRA.....	3	3.32	0-3	0	12.2	18	25	6	4	8
MILENKOVA, Yanita-BUL.....	5	3.79	1-3	0	24.0	26	20	13	10	10
MOLINA, Lauren-SUI.....	4	3.94	1-3	0	21.1	25	13	12	6	6

HITS	
VEREIKINA, Polina-RUS.....	10
MONTANARI, Andrea-ITA.....	9
ANNEVELD, Virginie-NED....	9
KOSTERINK, Saskia-NED.....	9
WEIJGERTSE, Manoa-NED.....	9

RUNS SCORED	
KOSTERINK, Saskia-NED.....	12
MONTANARI, Andrea-ITA.....	9
TUK, Karin-NED.....	9
GOSEWER, Nathalie-NED.....	9
6 tied with 8 run(s) scored	

RUNS BATTED IN	
MONTANARI, Andrea-ITA.....	11
GOSEWER, Nathalie-NED.....	9
6 tied with 8 RBI(s)	

DOUBLES	
ANNEVELD, Virginie-NED....	4
MONTANARI, Andrea-ITA.....	4
ZAULI, Carlotta-ITA.....	3
11 tied with 2 double(s)	

TRIPLES	
VEREIKINA, Polina-RUS.....	3
TSUCHIYAMA, Ariel-ITA.....	2
ANNEVELD, Virginie-NED....	2
19 tied with 1 triple(s)	

HOME RUNS	
TUK, Karin-NED.....	3
GOSEWER, Nathalie-NED.....	3
CONNOR, Debby-NED.....	2
6 tied with 1 home run(s)	

TOTAL BASES	
GOSEWER, Nathalie-NED.....	20
ANNEVELD, Virginie-NED....	20
TUK, Karin-NED.....	18
MONTANARI, Andrea-ITA.....	18
VEREIKINA, Polina-RUS.....	17

STOLEN BASES	SB-ATT
SHABANOVA, Anna-RUS.....	6-6
VERSLUIS, Chantall-NED....	5-5
NIELSEN, Kristina-DEN.....	4-5
9 tied with 3 stolen base(s)	

STRIKEOUTS	IP	SO
LUNA, Blaire-ITA.....	18.0	38
SCHEELE, Kirsten-NED.....	12.1	25
GLAZEBROOK, Rachel-GER....	14.0	20
STAVERT, Beth-BEL.....	17.1	20
SOMERU, Rebecca-NED.....	12.1	20

Technical Appointments

Porpetto (Italy) - September 1st / 6th, 2014

Friday 05 September

Game	37	Time	10.00	Field	1	Group	7
Home Team	Sant Boi (ESP)			Visiting Team	Mezzieu (FRA)		
Umpires		Scorekeepers		Technical Committee			
HP	Benny Van Nuffel		Stefano Burlini				
1st	Alfonso Olivieri		Barbara Marangoni				
3rd	Manfred Szieber						

Game	38	Time	10.00	Field	2	Group	H
Home Team	Kotlarka (CZE)			Visiting Team	Brasschaat (BEL)		
Umpires		Scorekeepers		Technical Committee			
HP	Maryna Rudenko		Stefano Pieri				
1st	Beate Utzig		Luigi Vescovi				
3rd	Massimo Parri						

Game	39	Time	12.30	Field	1	Group	H
Home Team	Eagles (SUI)			Visiting Team	Forli (ITA)		
Umpires		Scorekeepers		Technical Committee			
HP	Megan Hylton		Francesca Valenti				
1st	Thomas Lohnert		Barbara Marangoni				
3rd	Alfonso Olivieri						

Game	40	Time	12.30	Field	2	Group	H
Home Team	Neunkirchen (GER)			Visiting Team	Sparks (NED)		
Umpires		Scorekeepers		Technical Committee			
HP	Benjamin Milgrom		Luigi Vescovi				
1st	Patrik Knechtle		Stefano Pieri				
3rd	Robert Kovacevic						

Game	41	Time	17.30	Field	1	Group	P
Home Team	H3			Visiting Team	H4		
Umpires		Scorekeepers		Technical Committee			
HP			Francesca Valenti				
1st			Barbara Marangoni				
3rd							

Game	42	Time	20.00	Field	1	Group	P
Home Team	H1			Visiting Team	H2		
Umpires		Scorekeepers		Technical Committee			
HP			Barbara Marangoni				
1st			Stefano Pieri				
3rd							



European Cup Winners Cup Women

Porpetto (Italy) - September 1st / 6th, 2014



Abbreviations

PITCHING

2B	Doubles allowed
3B	Triples allowed
AB	At bats
APP / GS	Appearances / Game starts
B/Avg	Opponent batting average
BB	Base on balls allowed
BF	Batters faced
IBB	Intentional base on balls allowed
BK	Balk
CG	Complete games
ER	Earned runs allowed
ERA	Earned run average
FO	Fly outs
GO	Ground outs
H	Hits allowed
HBP	Hit by pitch
HR	Home runs allowed
IP	Innings played
R	Runs allowed
SFA	Sacrifice flies allowed
SHA	Sacrifice hits allowed
SHO/CHO	Shutouts / Combination shutouts
SO	Strikeouts
SV	Saves
W/L	Wins/Losses
WP	Wild pitches

FIELDING

A	Assists
C	Chances
CI	Catcher's interference
CSB	Caught stealing by (pitcher and catcher)
DPs	Double plays participated in
E	Errors
FLD%	Fielding percentage
PB	Passed balls (catcher)
PO	Putouts
SBA	Stolen bases allowed (pitcher and catcher)
SBA%	Stolen bases against percentage (pitcher and catcher)

HITTING

2B	Doubles
3B	Triples
AB	At bats
AVG	Batting average
BB	Base on balls
GPD	Grounded into double plays
GP / GS	Games played / Games started
H	Base hits
HBP	Hit by pitch
HR	Home runs
IBB	Intentional base on balls
OB%	On base percentage
R	Runs scored
RBI	Runs batted in
SB / ATT	Stolen bases / Stolen bases attempts
SF	Sacrifice flies
SH	Sacrifice hits
SLG%	Slugging percentage
SO	Strikeouts
TB	Total bases

ANALYSIS STATISTICS

vs Left	Avg against left-handed pitchers
vs Right	Avg against right-handed pitchers
rch by leadoff	Avg when leading off an inning
with 2 outs	Avg when batting with 2 outs
w/runners on	Avg when batting with runners on base
w/bases empty	Avg when batting with bases empty
RBI ops	Avg when batting with runners on 2nd or 3rd base
Gnd out	Number of ground outs (includes SACs, but not errors)
Fly out	Number of fly outs (includes SFs, but not errors)
Fly / Gnd	Fly outs to ground outs ratio
pinch hitting	Avg as pinch hitter
with runners	Avg when batting with runners in scoring positions
in scoring pos	with runners in scoring positions
w/rnr on 3rd and LT 2 outs	Avg when batting with runner on third base and less than 2 outs
with 2 outs	Avg when batting with 2 outs
2 out rbi	Runs batted in with 2 outs
success advancing rnrs	Success advancing runners
#rnrs adv w/out	Number of times batter made an out and advanced at least 1
rnrs lob	Number of runners left on base by last batter of inning
rch err	Reach first base on error
rch fc	Reach first base on fielder's choice
kl	Strikeouts look