



# European Championship Cadet Girls

Ostrava (Czech Republic) - August 5<sup>th</sup> / 10<sup>th</sup>, 2013



## Daily Report 5

8th August 2013



# European Championship Cadet Girls

Ostrava (Czech Republic) - August 5<sup>th</sup> / 10<sup>th</sup>, 2013



## Schedule

| Game                        | At time | Field     | Group | Home team      | Visiting team  | Final Score | Inn | Box |
|-----------------------------|---------|-----------|-------|----------------|----------------|-------------|-----|-----|
| <b>Monday 5th August</b>    |         |           |       |                |                |             |     |     |
| 01                          | 09:00   | Ostrava 1 | B     | SLOVAKIA       | UKRAINE        | 6 - 3       | 6   |     |
| 02                          | 09:00   | Ostrava 2 | D     | RUSSIA         | GERMANY        | 12 - 2      | 4   |     |
| 03                          | 11:15   | Ostrava 1 | C     | NETHERLANDS    | ROMANIA        | 13 - 0      | 4   |     |
| 04                          | 11:15   | Ostrava 2 | A     | SERBIA         | CZECH REPUBLIC | 3 - 12      | 6   |     |
| 05                          | 14:00   | Ostrava 1 | D     | LITHUANIA      | RUSSIA         | 0 - 28      | 3   |     |
| 06                          | 16:15   | Ostrava 1 | B     | BELGIUM        | SLOVAKIA       | 5 - 1       | 6   |     |
| 07                          | 16:00   | Ostrava 2 | C     | GREAT BRITAIN  | NETHERLANDS    | 1 - 11      | 4   |     |
| 08                          | 18:30   | Ostrava 1 | A     | CZECH REPUBLIC | POLAND         | 10 - 0      | 4   |     |
| <b>Tuesday 6th August</b>   |         |           |       |                |                |             |     |     |
| 09                          | 09:00   | Ostrava 1 | C     | ROMANIA        | GREAT BRITAIN  | 0 - 8       | 5   |     |
| 10                          | 09:00   | Ostrava 2 | B     | UKRAINE        | BELGIUM        | 2 - 13      | 4   |     |
| 11                          | 11:15   | Ostrava 1 | A     | POLAND         | SERBIA         | 10 - 5      | 5   |     |
| 12                          | 11:15   | Ostrava 2 | D     | GERMANY        | LITHUANIA      | 16 - 1      | 3   |     |
| 13                          | 14:00   | Ostrava 1 | E     | SLOVAKIA       | GREAT BRITAIN  | 2 - 13      | 4   |     |
| 14                          | 14:00   | Ostrava 2 | G     | UKRAINE        | ROMANIA        | 2 - 3       | 6   |     |
| 15                          | 16:15   | Ostrava 1 | F     | NETHERLANDS    | GERMANY        | 8 - 2       | 5   |     |
| 16                          | 16:15   | Ostrava 2 | G     | SERBIA         | LITHUANIA      | 12 - 0      | 4   |     |
| 17                          | 18:30   | Ostrava 1 | E     | CZECH REPUBLIC | RUSSIA         | 1 - 0       | 6   |     |
| 18                          | 18:30   | Ostrava 2 | F     | BELGIUM        | POLAND         | 5 - 3       | 6   |     |
| <b>Wednesday 7th August</b> |         |           |       |                |                |             |     |     |
| 19                          | 09:00   | Ostrava 1 | G     | UKRAINE        | LITHUANIA      | 19 - 1      | 3   |     |
| 20                          | 09:00   | Ostrava 2 | E     | RUSSIA         | GREAT BRITAIN  | 7 - 0       | 5   |     |
| 21                          | 11:15   | Ostrava 1 | F     | GERMANY        | BELGIUM        | 8 - 11      | 5   |     |
| 22                          | 11:15   | Ostrava 2 | F     | NETHERLANDS    | POLAND         | 11 - 0      | 4   |     |
| 23                          | 14:00   | Ostrava 1 | E     | RUSSIA         | SLOVAKIA       | 12 - 0      | 4   |     |
| 24                          | 14:00   | Ostrava 2 | E     | GREAT BRITAIN  | CZECH REPUBLIC | 0 - 3       | 6   |     |
| 25                          | 16:15   | Ostrava 1 | F     | POLAND         | GERMANY        | 6 - 12      | 5   |     |
| 26                          | 16:15   | Ostrava 2 | G     | SERBIA         | ROMANIA        | 5 - 2       | 6   |     |
| 27                          | 18:30   | Ostrava 1 | E     | CZECH REPUBLIC | SLOVAKIA       | 8 - 1       | 5   |     |
| 28                          | 18:30   | Ostrava 2 | F     | BELGIUM        | NETHERLANDS    | 0 - 9       | 5   |     |
| <b>Thursday 8th August</b>  |         |           |       |                |                |             |     |     |
| 29                          | 09:00   | Ostrava 1 | H     | BELGIUM        | GREAT BRITAIN  | 7 - 2       | 6   |     |
| 30                          | 09:00   | Ostrava 2 | H     | CZECH REPUBLIC | GERMANY        | 10 - 4      | 4   |     |
| 31                          | 11:15   | Ostrava 1 | G     | ROMANIA        | LITHUANIA      | 19 - 4      | 3   |     |



# European Championship Cadet Girls

Ostrava (Czech Republic) - August 5<sup>th</sup> / 10<sup>th</sup>, 2013











|    |       |           |   |  |        |   |   |
|----|-------|-----------|---|--|--------|---|---|
| 32 | 14:00 | Ostrava 1 | H | GERMANY  RUSSIA              | 3 - 8  | 5 |  |
| 33 | 14:00 | Ostrava 2 | H | NETHERLANDS  GREAT BRITAIN   | 11 - 4 | 5 |  |
| 34 | 16:15 | Ostrava 1 | G | SERBIA  UKRAINE              | 8 - 3  | 5 |  |
| 35 | 18:30 | Ostrava 1 | H | CZECH REPUBLIC  NETHERLANDS  | 0 - 3  | 6 |  |
| 36 | 18:30 | Ostrava 2 | H | RUSSIA  BELGIUM              | 7 - 0  | 5 |  |

## Friday 9th August

|    |       |           |       |  |   |  |  |
|----|-------|-----------|-------|--|---|--|--|
| 37 | 09:00 | Ostrava 1 | Final | SLOVAKIA  POLAND         | - |  |  |
| 38 | 09:00 | Ostrava 2 | H     | GREAT BRITAIN  GERMANY   | - |  |  |
| 39 | 11:15 | Ostrava 1 | H     | BELGIUM  CZECH REPUBLIC  | - |  |  |
| 40 | 11:15 | Ostrava 2 | H     | NETHERLANDS  RUSSIA      | - |  |  |
| 41 | 16:15 | Ostrava 1 | P     | ::: H3 :::   ::: H4 :::  | - |  |  |
| 42 | 18:30 | Ostrava 1 | P     | ::: H1 :::   ::: H2 :::  | - |  |  |

## Saturday 10th August

|    |       |           |       |   |   |  |  |
|----|-------|-----------|-------|---|---|--|--|
| 43 | 10:30 | Ostrava 1 | P     | ::: LOSER 42 :::   ::: WINNER 41 :::      | - |  |  |
| 44 | 09:00 | Ostrava 2 | Final | ::: G3 :::   ::: G4 :::                 | - |  |  |
| 45 | 11:15 | Ostrava 2 | Final | ::: G1 :::   ::: G2 :::               | - |  |  |
| 46 | 16:30 | Ostrava 1 | P     | ::: WINNER 42 :::   ::: WINNER 43 ::: | - |  |  |



# European Championship Cadet Girls

Ostrava (Czech Republic) - August 5<sup>th</sup> / 10<sup>th</sup>, 2013



| Standing Group A |                |    |    |    |             |    |
|------------------|----------------|----|----|----|-------------|----|
| Pos              | Team           | GP | WO | LO | AVG         | GB |
| 1                | CZECH REPUBLIC | 2  | 2  | 0  | <b>1000</b> | 0  |
| 2                | POLAND         | 2  | 1  | 1  | <b>500</b>  | 1  |
| 3                | SERBIA         | 2  | 0  | 2  | <b>0</b>    | 2  |

| Standing Group B |          |    |    |    |             |    |
|------------------|----------|----|----|----|-------------|----|
| Pos              | Team     | GP | WO | LO | AVG         | GB |
| 1                | BELGIUM  | 2  | 2  | 0  | <b>1000</b> | 0  |
| 2                | SLOVAKIA | 2  | 1  | 1  | <b>500</b>  | 1  |
| 3                | UKRAINE  | 2  | 0  | 2  | <b>0</b>    | 2  |

| Standing Group C |               |    |    |    |             |    |
|------------------|---------------|----|----|----|-------------|----|
| Pos              | Team          | GP | WO | LO | AVG         | GB |
| 1                | NETHERLANDS   | 2  | 2  | 0  | <b>1000</b> | 0  |
| 2                | GREAT BRITAIN | 2  | 1  | 1  | <b>500</b>  | 1  |
| 3                | ROMANIA       | 2  | 0  | 2  | <b>0</b>    | 2  |

| Standing Group D |           |    |    |    |             |    |
|------------------|-----------|----|----|----|-------------|----|
| Pos              | Team      | GP | WO | LO | AVG         | GB |
| 1                | RUSSIA    | 2  | 2  | 0  | <b>1000</b> | 0  |
| 2                | GERMANY   | 2  | 1  | 1  | <b>500</b>  | 1  |
| 3                | LITHUANIA | 2  | 0  | 2  | <b>0</b>    | 2  |

| Standing Group E |                |    |    |    |             |    |
|------------------|----------------|----|----|----|-------------|----|
| Pos              | Team           | GP | WO | LO | AVG         | GB |
| 1                | CZECH REPUBLIC | 3  | 3  | 0  | <b>1000</b> | 0  |
| 2                | RUSSIA         | 3  | 2  | 1  | <b>667</b>  | 1  |
| 3                | GREAT BRITAIN  | 3  | 1  | 2  | <b>333</b>  | 2  |
| 4                | SLOVAKIA       | 3  | 0  | 3  | <b>0</b>    | 3  |

| Standing Group F |             |    |    |    |             |    |
|------------------|-------------|----|----|----|-------------|----|
| Pos              | Team        | GP | WO | LO | AVG         | GB |
| 1                | NETHERLANDS | 3  | 3  | 0  | <b>1000</b> | 0  |
| 2                | BELGIUM     | 3  | 2  | 1  | <b>667</b>  | 1  |
| 3                | GERMANY     | 3  | 1  | 2  | <b>333</b>  | 2  |
| 4                | POLAND      | 3  | 0  | 3  | <b>0</b>    | 3  |

| Standing Group G |           |    |    |    |             |    |
|------------------|-----------|----|----|----|-------------|----|
| Pos              | Team      | GP | WO | LO | AVG         | GB |
| 1                | SERBIA    | 3  | 3  | 0  | <b>1000</b> | 0  |
| 2                | ROMANIA   | 3  | 2  | 1  | <b>667</b>  | 1  |
| 3                | UKRAINE   | 3  | 1  | 1  | <b>333</b>  | 2  |
| 4                | LITHUANIA | 3  | 0  | 3  | <b>0</b>    | 3  |



# European Championship Cadet Girls

Ostrava (Czech Republic) - August 5<sup>th</sup> / 10<sup>th</sup>, 2013



| Standing Group H |                |    |    |    |             |    |
|------------------|----------------|----|----|----|-------------|----|
| Pos              | Team           | GP | WO | LO | AVG         | GB |
| 1                | NETHERLANDS    | 4  | 4  | 0  | <b>1000</b> | 0  |
| 2                | CZECH REPUBLIC | 4  | 3  | 1  | <b>750</b>  | 1  |
| 3                | RUSSIA         | 4  | 3  | 1  | <b>750</b>  | 1  |
| 4                | BELGIUM        | 4  | 2  | 2  | <b>500</b>  | 2  |
| 5                | GERMANY        | 4  | 0  | 4  | <b>0</b>    | 4  |
| 6                | GREAT BRITAIN  | 4  | 0  | 4  | <b>0</b>    | 4  |



# European Championship Cadet Girls

Ostrava (Czech Republic) - August 5<sup>th</sup> / 10<sup>th</sup>, 2013



## Game Summary 29



Belgium – Great Britain



KINGDOM OF BELGIUM 7, UNITED KINGDOM 2 (Aug 08, 2013 at Ostrava)

UNITED KINGDOM..... 010 100 - 2 7 5 (2-4)  
KINGDOM OF BELGIUM.. 203 20X - 7 7 0 (5-1)

### UNITED KINGDOM 2 (2-4)

| Player         | AB | R | H | BI | 2B | 3B | HR | BB | SB | CS | HP | SH | SF | SO | IBB | KL | GDP | PO | A | E |
|----------------|----|---|---|----|----|----|----|----|----|----|----|----|----|----|-----|----|-----|----|---|---|
| HENSON rf      | 3  | 0 | 0 | 0  | 0  | 0  | 0  | 0  | 0  | 0  | 0  | 0  | 0  | 0  | 0   | 0  | 0   | 0  | 0 | 0 |
| ROBINSON cf    | 2  | 0 | 1 | 0  | 0  | 0  | 0  | 1  | 0  | 0  | 0  | 0  | 0  | 0  | 0   | 0  | 0   | 0  | 0 | 0 |
| WIGINGTON 1b   | 3  | 0 | 0 | 0  | 0  | 0  | 0  | 0  | 0  | 0  | 0  | 0  | 0  | 1  | 0   | 1  | 0   | 7  | 0 | 0 |
| SNOW ss        | 3  | 2 | 3 | 0  | 0  | 0  | 0  | 0  | 3  | 0  | 0  | 0  | 0  | 0  | 0   | 0  | 0   | 2  | 0 | 0 |
| HIRAI 2b       | 2  | 0 | 1 | 0  | 0  | 0  | 0  | 0  | 0  | 1  | 0  | 1  | 0  | 0  | 0   | 0  | 0   | 4  | 3 | 0 |
| DOWD E. c      | 3  | 0 | 1 | 1  | 1  | 0  | 0  | 0  | 0  | 0  | 0  | 0  | 0  | 0  | 0   | 0  | 0   | 1  | 1 | 0 |
| COOK 3b/p      | 3  | 0 | 1 | 1  | 0  | 0  | 0  | 0  | 0  | 0  | 0  | 0  | 0  | 0  | 0   | 0  | 0   | 0  | 0 | 4 |
| HUTCHISON p/3b | 1  | 0 | 0 | 0  | 0  | 0  | 0  | 1  | 0  | 1  | 0  | 0  | 0  | 0  | 0   | 0  | 0   | 1  | 4 | 1 |
| THOMAS dp      | 1  | 0 | 0 | 0  | 0  | 0  | 0  | 0  | 0  | 0  | 0  | 0  | 0  | 0  | 0   | 0  | 0   | 0  | 0 | 0 |
| DOWD M. dp     | 1  | 0 | 0 | 0  | 0  | 0  | 0  | 0  | 0  | 0  | 0  | 0  | 0  | 0  | 0   | 0  | 0   | 0  | 0 | 0 |
| RUSHIN lf      | 0  | 0 | 0 | 0  | 0  | 0  | 0  | 0  | 0  | 0  | 0  | 0  | 0  | 0  | 0   | 0  | 0   | 0  | 0 | 0 |
| Totals.....    | 22 | 2 | 7 | 2  | 1  | 0  | 0  | 2  | 3  | 2  | 0  | 1  | 0  | 1  | 0   | 1  | 0   | 15 | 8 | 5 |

### KINGDOM OF BELGIUM 7 (5-1)

| Player          | AB | R | H | BI | 2B | 3B | HR | BB | SB | CS | HP | SH | SF | SO | IBB | KL | GDP | PO | A  | E |
|-----------------|----|---|---|----|----|----|----|----|----|----|----|----|----|----|-----|----|-----|----|----|---|
| GELDOF cf       | 3  | 3 | 2 | 0  | 0  | 0  | 0  | 0  | 0  | 0  | 0  | 0  | 0  | 0  | 0   | 0  | 0   | 0  | 0  | 0 |
| D.PERMENTIER 1b | 3  | 1 | 1 | 1  | 0  | 0  | 0  | 0  | 0  | 0  | 0  | 0  | 0  | 0  | 0   | 0  | 0   | 8  | 0  | 0 |
| ARMIROTTTO c    | 3  | 1 | 1 | 0  | 0  | 0  | 0  | 0  | 1  | 0  | 0  | 0  | 0  | 0  | 0   | 0  | 0   | 2  | 2  | 0 |
| JANSSENS ss     | 3  | 0 | 1 | 1  | 1  | 0  | 0  | 0  | 0  | 0  | 0  | 0  | 0  | 0  | 0   | 0  | 0   | 4  | 3  | 0 |
| BAKKER lf       | 2  | 1 | 0 | 0  | 0  | 0  | 0  | 0  | 0  | 0  | 0  | 0  | 0  | 0  | 0   | 0  | 0   | 0  | 0  | 0 |
| VAN NUFFEL lf   | 0  | 0 | 0 | 0  | 0  | 0  | 0  | 1  | 0  | 0  | 0  | 0  | 0  | 0  | 0   | 0  | 0   | 0  | 0  | 0 |
| BOERMANS Ly. 3b | 3  | 0 | 0 | 0  | 0  | 0  | 0  | 0  | 0  | 0  | 0  | 0  | 0  | 0  | 0   | 0  | 0   | 0  | 7  | 0 |
| BOERMANS Li. dp | 2  | 0 | 1 | 0  | 0  | 0  | 0  | 0  | 0  | 0  | 0  | 0  | 0  | 0  | 0   | 0  | 0   | 0  | 0  | 0 |
| DE VREE dp      | 1  | 0 | 0 | 0  | 0  | 0  | 0  | 0  | 0  | 0  | 0  | 0  | 0  | 0  | 0   | 0  | 0   | 0  | 0  | 0 |
| V. RAEMDONCK 2b | 2  | 0 | 0 | 0  | 0  | 0  | 0  | 0  | 0  | 1  | 0  | 0  | 0  | 0  | 0   | 0  | 0   | 3  | 0  | 0 |
| LENOIR 2b       | 1  | 0 | 0 | 0  | 0  | 0  | 0  | 0  | 0  | 0  | 0  | 0  | 0  | 0  | 0   | 0  | 0   | 0  | 0  | 0 |
| STREUX rf       | 2  | 1 | 1 | 0  | 0  | 0  | 0  | 0  | 0  | 0  | 0  | 0  | 0  | 1  | 0   | 1  | 0   | 0  | 0  | 0 |
| DE GREAVE rf    | 0  | 0 | 0 | 0  | 0  | 0  | 0  | 0  | 0  | 0  | 0  | 0  | 0  | 0  | 0   | 0  | 0   | 0  | 0  | 0 |
| ROEF R. p       | 0  | 0 | 0 | 0  | 0  | 0  | 0  | 0  | 0  | 0  | 0  | 0  | 0  | 0  | 0   | 0  | 0   | 1  | 0  | 0 |
| Totals.....     | 25 | 7 | 7 | 2  | 1  | 0  | 0  | 1  | 1  | 1  | 0  | 0  | 0  | 1  | 0   | 1  | 0   | 18 | 12 | 0 |

| UNITED KINGDOM     | IP  | H | R | ER | BB | SO | WP | HB | BK | IBB | SH | SF | CI | 2B | 3B | HR | AB | BF | FO | GO | NP |
|--------------------|-----|---|---|----|----|----|----|----|----|-----|----|----|----|----|----|----|----|----|----|----|----|
| HUTCHISON L,1-2    | 3.0 | 7 | 7 | 3  | 0  | 1  | 1  | 0  | 0  | 0   | 0  | 0  | 0  | 1  | 0  | 0  | 19 | 19 | 2  | 5  | 58 |
| COOK               | 2.0 | 0 | 0 | 0  | 1  | 0  | 0  | 0  | 0  | 0   | 0  | 0  | 0  | 0  | 0  | 0  | 6  | 7  | 3  | 3  | 32 |
| KINGDOM OF BELGIUM | IP  | H | R | ER | BB | SO | WP | HB | BK | IBB | SH | SF | CI | 2B | 3B | HR | AB | BF | FO | GO | NP |
| ROEF R. W,3-0      | 6.0 | 7 | 2 | 2  | 2  | 1  | 0  | 0  | 0  | 0   | 1  | 0  | 0  | 1  | 0  | 0  | 22 | 25 | 5  | 10 | 78 |

Umpires - HP: PLUTARZSKI Tomasz 1B: FARKAS Akos 3B: PETTERSSON Raymond  
Start: 09:00 Time: 1:30 Attendance: 102

Weather: Sunny  
Game notes:  
Scorers: HIRES Tomas, KREJCIRIK Dan  
T.C.: KRATOCHVIL Marcel  
HUTCHISON faced 2 batters in the 4th.



# European Championship Cadet Girls

Ostrava (Czech Republic) - August 5<sup>th</sup> / 10<sup>th</sup>, 2013



## Game Summary 30



### Czech Republic - Germany



CZECH REPUBLIC 10, FED. REP. OF GERMANY 4 (Aug 08, 2013 at Ostrava)

FED. REP. OF GERMANY 400 0 - 4 5 4 (2-4)  
CZECH REPUBLIC..... 505 X - 10 4 5 (6-0)

#### FED. REP. OF GERMANY 4 (2-4)

| Player         | AB | R | H | BI | 2B | 3B | HR | BB | SB | CS | HP | SH | SF | SO | IBB | KL | GDP | PO | A | E |
|----------------|----|---|---|----|----|----|----|----|----|----|----|----|----|----|-----|----|-----|----|---|---|
| THEISSEN dp/p  | 2  | 0 | 0 | 0  | 0  | 0  | 0  | 1  | 0  | 0  | 0  | 0  | 0  | 0  | 0   | 0  | 0   | 0  | 0 | 0 |
| STEFFEN ss     | 3  | 0 | 0 | 0  | 0  | 0  | 0  | 0  | 0  | 0  | 0  | 0  | 0  | 0  | 0   | 0  | 0   | 3  | 0 | 1 |
| BROSCHE c      | 3  | 1 | 1 | 0  | 0  | 0  | 0  | 0  | 0  | 0  | 0  | 0  | 0  | 0  | 0   | 0  | 0   | 2  | 0 | 2 |
| PETER p/dp     | 3  | 1 | 1 | 0  | 0  | 0  | 0  | 0  | 0  | 0  | 0  | 0  | 0  | 0  | 0   | 0  | 1   | 0  | 0 | 0 |
| HIERONYMUS 1b  | 2  | 1 | 1 | 0  | 0  | 0  | 0  | 0  | 0  | 0  | 0  | 0  | 0  | 0  | 0   | 0  | 0   | 1  | 0 | 0 |
| NEUMANN lf     | 2  | 1 | 2 | 2  | 0  | 1  | 0  | 0  | 1  | 0  | 0  | 0  | 0  | 0  | 0   | 0  | 0   | 3  | 1 | 0 |
| THIEL 2b       | 1  | 0 | 0 | 1  | 0  | 0  | 0  | 0  | 0  | 0  | 0  | 1  | 0  | 0  | 0   | 0  | 0   | 0  | 1 | 0 |
| SCHWORER 3b    | 1  | 0 | 0 | 0  | 0  | 0  | 0  | 0  | 0  | 0  | 0  | 0  | 0  | 0  | 0   | 0  | 0   | 0  | 0 | 1 |
| MAC KENZIE ph  | 0  | 0 | 0 | 0  | 0  | 0  | 0  | 1  | 0  | 0  | 0  | 0  | 0  | 0  | 0   | 0  | 0   | 0  | 0 | 0 |
| DUNFORD cf/rf  | 1  | 0 | 0 | 0  | 0  | 0  | 0  | 0  | 0  | 0  | 0  | 0  | 0  | 0  | 0   | 0  | 0   | 0  | 0 | 0 |
| HOFMANN ph     | 1  | 0 | 0 | 0  | 0  | 0  | 0  | 0  | 0  | 0  | 0  | 0  | 1  | 0  | 1   | 0  | 0   | 0  | 0 | 0 |
| ZIPPENFENIG rf | 0  | 0 | 0 | 0  | 0  | 0  | 0  | 0  | 0  | 0  | 0  | 0  | 0  | 0  | 0   | 0  | 0   | 0  | 0 | 0 |
| DICKMEISS p    | 0  | 0 | 0 | 0  | 0  | 0  | 0  | 0  | 0  | 0  | 0  | 0  | 0  | 0  | 0   | 0  | 0   | 0  | 0 | 0 |
| Totals.....    | 19 | 4 | 5 | 3  | 0  | 1  | 0  | 2  | 1  | 0  | 0  | 1  | 0  | 1  | 0   | 1  | 1   | 9  | 2 | 4 |

#### CZECH REPUBLIC 10 (6-0)

| Player       | AB | R  | H | BI | 2B | 3B | HR | BB | SB | CS | HP | SH | SF | SO | IBB | KL | GDP | PO | A | E |
|--------------|----|----|---|----|----|----|----|----|----|----|----|----|----|----|-----|----|-----|----|---|---|
| TABACKOVA dp | 2  | 2  | 1 | 1  | 0  | 0  | 0  | 1  | 1  | 0  | 0  | 0  | 0  | 0  | 0   | 0  | 0   | 0  | 0 | 0 |
| KLIMPLOVA 2b | 2  | 2  | 0 | 0  | 0  | 0  | 0  | 0  | 1  | 0  | 1  | 0  | 0  | 0  | 0   | 0  | 0   | 0  | 2 | 0 |
| VYBORNA 1b   | 2  | 1  | 0 | 0  | 0  | 0  | 0  | 1  | 0  | 0  | 0  | 0  | 0  | 0  | 0   | 0  | 0   | 7  | 1 | 0 |
| COUFALOVA c  | 2  | 0  | 1 | 2  | 1  | 0  | 0  | 0  | 0  | 0  | 0  | 0  | 1  | 0  | 0   | 0  | 0   | 2  | 1 | 0 |
| KUBICOVA cf  | 2  | 1  | 1 | 0  | 0  | 0  | 0  | 1  | 0  | 0  | 0  | 0  | 0  | 0  | 0   | 0  | 0   | 1  | 0 | 1 |
| SKOLOVA 3b   | 1  | 0  | 0 | 0  | 0  | 0  | 0  | 0  | 0  | 0  | 0  | 0  | 0  | 0  | 0   | 0  | 0   | 0  | 0 | 2 |
| WALTEROVA 3b | 1  | 0  | 1 | 0  | 0  | 0  | 0  | 0  | 0  | 0  | 0  | 0  | 0  | 0  | 0   | 0  | 0   | 0  | 1 | 0 |
| MALA lf      | 1  | 2  | 0 | 0  | 0  | 0  | 0  | 1  | 2  | 0  | 0  | 0  | 0  | 0  | 0   | 0  | 0   | 0  | 0 | 0 |
| POLAKOVA p   | 0  | 0  | 0 | 0  | 0  | 0  | 0  | 1  | 1  | 0  | 0  | 0  | 0  | 0  | 0   | 0  | 0   | 0  | 0 | 0 |
| FURKOVA ph/p | 1  | 1  | 0 | 0  | 0  | 0  | 0  | 0  | 0  | 0  | 0  | 0  | 0  | 0  | 0   | 0  | 0   | 1  | 0 | 0 |
| JORDAKOVA ss | 0  | 1  | 0 | 0  | 0  | 0  | 0  | 2  | 0  | 0  | 0  | 0  | 0  | 0  | 0   | 0  | 0   | 0  | 2 | 2 |
| VAGNEROVA rf | 0  | 0  | 0 | 0  | 0  | 0  | 0  | 0  | 0  | 0  | 0  | 0  | 0  | 0  | 0   | 0  | 0   | 1  | 0 | 0 |
| Totals.....  | 14 | 10 | 4 | 3  | 1  | 0  | 0  | 7  | 5  | 0  | 1  | 0  | 1  | 0  | 0   | 0  | 0   | 12 | 7 | 5 |

| FED. REP. OF GERMANY | IP  | H | R | ER | BB | SO | WP | HB | BK | IBB | SH | SF | CI | 2B | 3B | HR | AB | BF | FO | GO | NP |
|----------------------|-----|---|---|----|----|----|----|----|----|-----|----|----|----|----|----|----|----|----|----|----|----|
| PETER                | 0.0 | 0 | 0 | 0  | 0  | 0  | 0  | 0  | 0  | 0   | 0  | 0  | 0  | 0  | 0  | 0  | 0  | 0  | 0  | 0  | 0  |
| THEISSEN L,0-2       | 0.2 | 0 | 5 | 5  | 6  | 0  | 3  | 1  | 0  | 0   | 0  | 1  | 0  | 0  | 0  | 0  | 1  | 9  | 2  | 0  | 44 |
| DICKMEISS            | 2.1 | 4 | 5 | 1  | 1  | 0  | 0  | 0  | 0  | 0   | 0  | 0  | 0  | 1  | 0  | 0  | 13 | 14 | 2  | 4  | 41 |

| CZECH REPUBLIC | IP  | H | R | ER | BB | SO | WP | HB | BK | IBB | SH | SF | CI | 2B | 3B | HR | AB | BF | FO | GO | NP |
|----------------|-----|---|---|----|----|----|----|----|----|-----|----|----|----|----|----|----|----|----|----|----|----|
| POLAKOVA W,2-0 | 3.0 | 5 | 4 | 0  | 2  | 1  | 0  | 0  | 0  | 0   | 1  | 0  | 0  | 0  | 1  | 0  | 16 | 19 | 2  | 5  | 59 |
| FURKOVA        | 1.0 | 0 | 0 | 0  | 0  | 0  | 0  | 0  | 0  | 0   | 0  | 0  | 0  | 0  | 0  | 0  | 3  | 3  | 1  | 2  | 8  |

Umpires - HP: RUDENKO Maryna 1B: VITALE Diego 3B: VERAGHTERT Patrik  
Start: 09:00 Time: 1:46 Attendance: 50

Weather: Sunny  
Game notes:  
Scorers: MALA Petra, SECKAR Alois  
T.C.: KRATOCHVIL Marcel



# European Championship Cadet Girls

Ostrava (Czech Republic) - August 5<sup>th</sup> / 10<sup>th</sup>, 2013



## Game Summary 31



### Romania - Lithuania



ROMANIA 19, REP. OF LITHUANIA 4 (Aug 08, 2013 at Ostrava)

REP. OF LITHUANIA... 004 - 4 4 6 (0-5)  
ROMANIA..... 793 - 19 4 1 (2-3)

#### REP. OF LITHUANIA 4 (0-5)

| Player             | AB | R | H | BI | 2B | 3B | HR | BB | SB | CS | HP | SH | SF | SO | IBB | KL | GDP | PO | A | E |
|--------------------|----|---|---|----|----|----|----|----|----|----|----|----|----|----|-----|----|-----|----|---|---|
| AUGELEVICIU. cf    | 2  | 1 | 1 | 0  | 0  | 0  | 0  | 0  | 0  | 0  | 0  | 0  | 0  | 1  | 0   | 1  | 0   | 0  | 0 | 0 |
| BAZDZIUTE ss       | 2  | 1 | 0 | 0  | 0  | 0  | 0  | 0  | 0  | 0  | 0  | 0  | 0  | 1  | 0   | 1  | 0   | 2  | 0 | 2 |
| KARENAUSKAI. p/3b  | 1  | 1 | 0 | 0  | 0  | 0  | 0  | 0  | 0  | 0  | 1  | 0  | 0  | 1  | 0   | 0  | 0   | 2  | 1 | 1 |
| KORSAKAITE dp      | 2  | 1 | 0 | 1  | 0  | 0  | 0  | 0  | 0  | 0  | 0  | 0  | 0  | 1  | 0   | 1  | 0   | 0  | 0 | 0 |
| PASKOCIMAITE 3b/p  | 2  | 0 | 2 | 2  | 0  | 0  | 0  | 0  | 1  | 1  | 0  | 0  | 0  | 0  | 0   | 0  | 0   | 0  | 0 | 1 |
| ALEKSANDRAV. 2b/c  | 1  | 0 | 1 | 0  | 0  | 0  | 0  | 0  | 0  | 0  | 1  | 0  | 0  | 0  | 0   | 0  | 0   | 0  | 1 | 0 |
| KVASAITE c         | 0  | 0 | 0 | 1  | 0  | 0  | 0  | 1  | 0  | 0  | 1  | 0  | 0  | 0  | 0   | 0  | 0   | 0  | 2 | 2 |
| SIURNAITE c/lf     | 0  | 0 | 0 | 0  | 0  | 0  | 0  | 0  | 0  | 0  | 0  | 0  | 0  | 0  | 0   | 0  | 0   | 0  | 0 | 0 |
| TOMASEVICIU. lf/2b | 2  | 0 | 0 | 0  | 0  | 0  | 0  | 0  | 0  | 0  | 0  | 0  | 0  | 2  | 0   | 1  | 0   | 0  | 0 | 0 |
| STASAUKAITE rf     | 2  | 0 | 0 | 0  | 0  | 0  | 0  | 0  | 0  | 0  | 0  | 0  | 0  | 2  | 0   | 0  | 0   | 0  | 0 | 0 |
| DAKNYTE rf         | 0  | 0 | 0 | 0  | 0  | 0  | 0  | 0  | 0  | 0  | 0  | 0  | 0  | 0  | 0   | 0  | 0   | 0  | 0 | 0 |
| VENSLOVAITE 1b     | 0  | 0 | 0 | 0  | 0  | 0  | 0  | 0  | 0  | 0  | 0  | 0  | 0  | 0  | 0   | 0  | 0   | 2  | 0 | 0 |
| Totals.....        | 14 | 4 | 4 | 4  | 0  | 0  | 0  | 1  | 1  | 1  | 3  | 0  | 0  | 8  | 0   | 4  | 0   | 6  | 4 | 6 |

#### ROMANIA 19 (2-3)

| Player         | AB | R  | H | BI | 2B | 3B | HR | BB | SB | CS | HP | SH | SF | SO | IBB | KL | GDP | PO | A | E |
|----------------|----|----|---|----|----|----|----|----|----|----|----|----|----|----|-----|----|-----|----|---|---|
| LAZAREANU c    | 2  | 2  | 2 | 0  | 0  | 1  | 0  | 1  | 2  | 0  | 0  | 0  | 0  | 0  | 0   | 0  | 0   | 8  | 1 | 0 |
| ANDROINE rf    | 2  | 2  | 1 | 0  | 0  | 0  | 0  | 1  | 1  | 0  | 0  | 0  | 0  | 0  | 0   | 0  | 0   | 0  | 0 | 0 |
| GHERGHEL cf    | 0  | 3  | 0 | 0  | 0  | 0  | 0  | 3  | 1  | 0  | 0  | 0  | 0  | 0  | 0   | 0  | 0   | 0  | 0 | 0 |
| ZISCA ss       | 1  | 3  | 1 | 1  | 0  | 0  | 0  | 2  | 2  | 0  | 0  | 0  | 0  | 0  | 0   | 0  | 0   | 0  | 0 | 0 |
| RACILA 3b      | 1  | 2  | 0 | 0  | 0  | 0  | 0  | 2  | 1  | 1  | 0  | 0  | 0  | 0  | 0   | 0  | 0   | 1  | 0 | 0 |
| CAINAR p/2b    | 2  | 2  | 0 | 1  | 0  | 0  | 0  | 1  | 0  | 0  | 0  | 0  | 0  | 0  | 0   | 0  | 0   | 0  | 0 | 0 |
| GIONEA 2b/p    | 0  | 2  | 0 | 0  | 0  | 0  | 0  | 2  | 1  | 0  | 0  | 0  | 0  | 0  | 0   | 0  | 0   | 0  | 0 | 1 |
| COLDOVAN 1b    | 0  | 1  | 0 | 0  | 0  | 0  | 0  | 1  | 0  | 0  | 0  | 0  | 0  | 0  | 0   | 0  | 0   | 0  | 0 | 0 |
| CHERECHESS lf  | 1  | 1  | 0 | 0  | 0  | 0  | 0  | 1  | 1  | 0  | 0  | 0  | 0  | 0  | 0   | 0  | 0   | 0  | 0 | 0 |
| TRIFAS C. lf   | 1  | 1  | 0 | 0  | 0  | 0  | 0  | 0  | 0  | 0  | 0  | 0  | 0  | 0  | 0   | 0  | 0   | 0  | 0 | 0 |
| PROTEASA 1b/2b | 1  | 0  | 0 | 1  | 0  | 0  | 0  | 1  | 0  | 1  | 0  | 0  | 0  | 0  | 0   | 0  | 0   | 0  | 0 | 0 |
| Totals.....    | 11 | 19 | 4 | 3  | 0  | 1  | 0  | 15 | 9  | 2  | 0  | 0  | 0  | 0  | 0   | 0  | 0   | 9  | 1 | 1 |

| REP. OF LITHUANIA  | IP  | H | R  | ER | BB | SO | WP | HB | BK | IBB | SH | SF | CI | 2B | 3B | HR | AB | BF | FO | GO | NP |
|--------------------|-----|---|----|----|----|----|----|----|----|-----|----|----|----|----|----|----|----|----|----|----|----|
| KARENAUSKAI. L,0-3 | 0.0 | 0 | 5  | 5  | 5  | 0  | 4  | 0  | 0  | 0   | 0  | 0  | 0  | 0  | 0  | 0  | 0  | 5  | 0  | 0  | 22 |
| PASKOCIMAITE       | 2.0 | 4 | 14 | 4  | 10 | 0  | 14 | 0  | 0  | 0   | 0  | 0  | 0  | 0  | 1  | 0  | 11 | 21 | 1  | 2  | 79 |

| ROMANIA      | IP  | H | R | ER | BB | SO | WP | HB | BK | IBB | SH | SF | CI | 2B | 3B | HR | AB | BF | FO | GO | NP |
|--------------|-----|---|---|----|----|----|----|----|----|-----|----|----|----|----|----|----|----|----|----|----|----|
| CAINAR W,2-3 | 3.0 | 2 | 0 | 0  | 1  | 8  | 0  | 0  | 0  | 0   | 0  | 0  | 0  | 0  | 0  | 0  | 10 | 11 | 0  | 0  | 46 |
| GIONEA       | 0.0 | 2 | 4 | 3  | 0  | 0  | 0  | 3  | 0  | 0   | 0  | 0  | 0  | 0  | 0  | 0  | 4  | 7  | 0  | 0  | 15 |

Umpires - HP: VERAGHTER Johan 1B: MARKOVIC Sara 3B: UTZIG Beate  
Start: 11:15 Time: 1:20 Attendance: 16

Weather: Sunny

Game notes:

Scorers: HIRES Tomas, MOZOLA Pavol

T.C.: KRATOCHVIL Marcel

KARENAUSKAI. faced 5 batters in the 1st.

GIONEA faced 7 batters in the 3rd.

PASKOCIMAITE faced 3 batters in the 3rd.





# European Championship Cadet Girls

Ostrava (Czech Republic) - August 5<sup>th</sup> / 10<sup>th</sup>, 2013



## Game Summary 32



Germany - Russia



RUSSIAN FEDERATION 8, FED. REP. OF GERMANY 3 (Aug 08, 2013 at Ostrava)

RUSSIAN FEDERATION.. 100 52 - 8 10 3 (5-1)  
FED. REP. OF GERMANY 011 01 - 3 7 5 (2-5)

RUSSIAN FEDERATION 8 (5-1)

| Player         | AB | R | H  | BI | 2B | 3B | HR | BB | SB | CS | HP | SH | SF | SO | IBB | KL | GDP | PO | A | E |
|----------------|----|---|----|----|----|----|----|----|----|----|----|----|----|----|-----|----|-----|----|---|---|
| SOROKINA p/1b  | 3  | 1 | 2  | 2  | 1  | 0  | 0  | 1  | 0  | 1  | 0  | 0  | 0  | 0  | 0   | 0  | 0   | 2  | 2 | 0 |
| GRAFSKAYA ss   | 4  | 2 | 2  | 0  | 0  | 0  | 0  | 0  | 1  | 0  | 0  | 0  | 0  | 0  | 0   | 0  | 0   | 1  | 2 | 2 |
| MAKESHINA lf   | 3  | 1 | 2  | 2  | 1  | 0  | 0  | 0  | 1  | 0  | 0  | 0  | 0  | 0  | 0   | 0  | 0   | 0  | 1 | 0 |
| KHLUDOVA 2b    | 3  | 0 | 0  | 0  | 0  | 0  | 0  | 0  | 0  | 0  | 0  | 0  | 0  | 0  | 0   | 0  | 0   | 4  | 0 | 0 |
| ZAKAZNIKOVA rf | 2  | 0 | 1  | 1  | 1  | 0  | 0  | 1  | 0  | 0  | 0  | 0  | 0  | 0  | 0   | 0  | 0   | 0  | 0 | 0 |
| MARTIROSIAN 3b | 2  | 0 | 0  | 0  | 0  | 0  | 0  | 0  | 0  | 0  | 0  | 0  | 0  | 1  | 0   | 0  | 0   | 1  | 0 | 0 |
| BELIAEVA ph    | 1  | 0 | 0  | 0  | 0  | 0  | 0  | 0  | 0  | 0  | 0  | 0  | 1  | 0  | 0   | 0  | 0   | 0  | 0 | 0 |
| NACHAROVA c    | 3  | 2 | 2  | 0  | 0  | 0  | 0  | 0  | 2  | 0  | 0  | 0  | 0  | 0  | 0   | 0  | 0   | 5  | 0 | 0 |
| KARPACHEVA cf  | 1  | 2 | 1  | 0  | 0  | 0  | 0  | 1  | 1  | 0  | 0  | 1  | 0  | 0  | 0   | 0  | 0   | 0  | 0 | 1 |
| GRIB dp        | 1  | 0 | 0  | 0  | 0  | 0  | 0  | 0  | 0  | 0  | 0  | 0  | 0  | 0  | 0   | 0  | 0   | 0  | 0 | 0 |
| BARYSHEVA ph   | 1  | 0 | 0  | 0  | 0  | 0  | 0  | 0  | 0  | 0  | 0  | 0  | 1  | 0  | 1   | 0  | 0   | 0  | 0 | 0 |
| ZUYKOVA ph     | 1  | 0 | 0  | 0  | 0  | 0  | 0  | 0  | 0  | 0  | 0  | 0  | 0  | 0  | 0   | 0  | 0   | 0  | 0 | 0 |
| ZHURAVLEVA p   | 0  | 0 | 0  | 0  | 0  | 0  | 0  | 0  | 0  | 0  | 0  | 0  | 0  | 0  | 0   | 0  | 0   | 0  | 1 | 0 |
| MEDVEDEVA 1b   | 0  | 0 | 0  | 0  | 0  | 0  | 0  | 0  | 0  | 0  | 0  | 0  | 0  | 0  | 0   | 0  | 0   | 2  | 0 | 0 |
| Totals.....    | 25 | 8 | 10 | 5  | 3  | 0  | 0  | 3  | 5  | 1  | 0  | 1  | 0  | 3  | 0   | 1  | 0   | 15 | 6 | 3 |

FED. REP. OF GERMANY 3 (2-5)

| Player           | AB | R | H | BI | 2B | 3B | HR | BB | SB | CS | HP | SH | SF | SO | IBB | KL | GDP | PO | A | E |
|------------------|----|---|---|----|----|----|----|----|----|----|----|----|----|----|-----|----|-----|----|---|---|
| NEUMANN 1b/lf    | 3  | 0 | 2 | 1  | 1  | 0  | 0  | 0  | 0  | 0  | 0  | 0  | 0  | 0  | 0   | 0  | 0   | 3  | 1 | 0 |
| STEFFEN ss       | 2  | 0 | 0 | 0  | 0  | 0  | 0  | 0  | 0  | 0  | 0  | 0  | 0  | 0  | 0   | 0  | 0   | 3  | 0 | 0 |
| HOFMANN ph       | 1  | 0 | 1 | 1  | 0  | 0  | 0  | 0  | 0  | 0  | 0  | 0  | 0  | 0  | 0   | 0  | 0   | 0  | 0 | 0 |
| BROSCH cf/dp     | 2  | 0 | 0 | 0  | 0  | 0  | 0  | 1  | 0  | 0  | 0  | 0  | 0  | 0  | 0   | 0  | 0   | 0  | 0 | 0 |
| PETER c/dp       | 3  | 0 | 0 | 0  | 0  | 0  | 0  | 0  | 0  | 0  | 0  | 0  | 0  | 1  | 0   | 0  | 0   | 3  | 1 | 0 |
| HIERONYMUS dp/1b | 2  | 1 | 1 | 0  | 0  | 0  | 0  | 0  | 0  | 0  | 0  | 0  | 0  | 1  | 0   | 1  | 0   | 1  | 2 | 0 |
| MAC KENZIE ph    | 0  | 0 | 0 | 0  | 0  | 0  | 0  | 0  | 0  | 0  | 0  | 0  | 0  | 0  | 0   | 0  | 0   | 0  | 0 | 0 |
| THIEL 2b         | 1  | 0 | 0 | 0  | 0  | 0  | 0  | 0  | 0  | 0  | 1  | 0  | 0  | 0  | 0   | 0  | 0   | 2  | 1 | 2 |
| ZIPPENFENIG rf   | 2  | 0 | 2 | 0  | 0  | 0  | 0  | 0  | 0  | 0  | 0  | 0  | 0  | 0  | 0   | 0  | 0   | 0  | 0 | 1 |
| SCHWORER 3b      | 2  | 0 | 0 | 0  | 0  | 0  | 0  | 0  | 0  | 0  | 0  | 0  | 0  | 2  | 0   | 0  | 0   | 1  | 0 | 1 |
| DUNFORD lf/cf    | 2  | 2 | 1 | 0  | 0  | 0  | 0  | 0  | 0  | 0  | 0  | 0  | 0  | 0  | 0   | 0  | 0   | 1  | 0 | 1 |
| GUNZEL p         | 0  | 0 | 0 | 0  | 0  | 0  | 0  | 0  | 0  | 0  | 0  | 0  | 0  | 0  | 0   | 0  | 0   | 1  | 0 | 0 |
| HELD p           | 0  | 0 | 0 | 0  | 0  | 0  | 0  | 0  | 0  | 0  | 0  | 0  | 0  | 0  | 0   | 0  | 0   | 0  | 0 | 0 |
| Totals.....      | 20 | 3 | 7 | 2  | 1  | 0  | 0  | 1  | 0  | 0  | 0  | 1  | 0  | 4  | 0   | 1  | 0   | 15 | 5 | 5 |

| RUSSIAN FEDERATION | IP  | H | R | ER | BB | SO | WP | HB | BK | IBB | SH | SF | CI | 2B | 3B | HR | AB | BF | FO | GO | NP |
|--------------------|-----|---|---|----|----|----|----|----|----|-----|----|----|----|----|----|----|----|----|----|----|----|
| SOROKINA W,3-1     | 4.2 | 7 | 3 | 2  | 1  | 4  | 0  | 0  | 0  | 0   | 1  | 0  | 0  | 1  | 0  | 0  | 19 | 21 | 5  | 4  | 64 |
| ZHURAVLEVA         | 0.1 | 0 | 0 | 0  | 0  | 0  | 0  | 0  | 0  | 0   | 0  | 0  | 0  | 0  | 0  | 0  | 1  | 1  | 0  | 1  | 4  |

| FED. REP. OF GERMANY | IP  | H  | R | ER | BB | SO | WP | HB | BK | IBB | SH | SF | CI | 2B | 3B | HR | AB | BF | FO | GO | NP |
|----------------------|-----|----|---|----|----|----|----|----|----|-----|----|----|----|----|----|----|----|----|----|----|----|
| GUNZEL L,0-2         | 3.2 | 10 | 6 | 4  | 2  | 2  | 1  | 0  | 0  | 0   | 1  | 0  | 0  | 3  | 0  | 0  | 20 | 23 | 6  | 2  | 66 |
| BROSCH               | 0.1 | 0  | 2 | 0  | 1  | 1  | 2  | 0  | 0  | 0   | 0  | 0  | 0  | 0  | 0  | 0  | 3  | 4  | 0  | 0  | 22 |
| HELD                 | 1.0 | 0  | 0 | 0  | 0  | 0  | 0  | 0  | 0  | 0   | 0  | 0  | 0  | 0  | 0  | 0  | 2  | 2  | 1  | 1  | 10 |

Umpires - HP: PALUMBO Barbara 1B: VALENTINIS Roberto 3B: FARKAS Akos  
Start: 14:00 Time: 1:45 Attendance: 65

Weather: Sunny

Game notes:

Scorers: KUCKOVA Romana, GREPL Jakub

T.C.: KRATOCHVIL Marcel

BROSCH faced 3 batters in the 5th.



# European Championship Cadet Girls

Ostrava (Czech Republic) - August 5<sup>th</sup> / 10<sup>th</sup>, 2013



## Game Summary 33



Netherlands – Great Britain



THE NETHERLANDS 11, UNITED KINGDOM 4 (Aug 08, 2013 at Ostrava)

UNITED KINGDOM..... 300 01 - 4 6 6 (6-0)  
THE NETHERLANDS..... 320 33 - 11 5 1 (2-5)

### UNITED KINGDOM 4 (6-0)

| Player       | AB | R | H | BI | 2B | 3B | HR | BB | SB | CS | HP | SH | SF | SO | IBB | KL | GDP | PO | A  | E |
|--------------|----|---|---|----|----|----|----|----|----|----|----|----|----|----|-----|----|-----|----|----|---|
| HENSON lf    | 3  | 0 | 1 | 0  | 0  | 0  | 0  | 0  | 0  | 0  | 0  | 0  | 0  | 1  | 0   | 0  | 0   | 0  | 0  | 0 |
| ROBINSON 3b  | 2  | 1 | 0 | 0  | 0  | 0  | 0  | 1  | 0  | 0  | 0  | 0  | 0  | 0  | 0   | 0  | 0   | 0  | 2  | 0 |
| WIGINGTON 1b | 2  | 1 | 1 | 0  | 0  | 0  | 0  | 1  | 0  | 0  | 0  | 0  | 0  | 0  | 0   | 0  | 0   | 8  | 0  | 3 |
| SNOW ss      | 3  | 1 | 0 | 0  | 0  | 0  | 0  | 0  | 0  | 0  | 0  | 0  | 0  | 1  | 0   | 0  | 0   | 0  | 0  | 1 |
| HIRAI 2b     | 3  | 1 | 1 | 0  | 0  | 0  | 0  | 0  | 0  | 0  | 0  | 0  | 0  | 1  | 0   | 0  | 0   | 3  | 2  | 3 |
| DOWD E. c    | 1  | 0 | 1 | 2  | 0  | 0  | 0  | 2  | 0  | 0  | 0  | 0  | 0  | 0  | 0   | 0  | 0   | 1  | 1  | 0 |
| COOK cf      | 3  | 0 | 2 | 2  | 1  | 0  | 0  | 0  | 0  | 0  | 0  | 0  | 0  | 1  | 0   | 0  | 0   | 0  | 0  | 0 |
| HUTCHISON p  | 2  | 0 | 0 | 0  | 0  | 0  | 0  | 1  | 0  | 0  | 0  | 0  | 0  | 1  | 0   | 0  | 0   | 1  | 5  | 0 |
| DOWD M. dp   | 2  | 0 | 0 | 0  | 0  | 0  | 0  | 0  | 0  | 0  | 0  | 0  | 0  | 0  | 0   | 0  | 0   | 0  | 0  | 0 |
| RUSHIN rf    | 0  | 0 | 0 | 0  | 0  | 0  | 0  | 0  | 0  | 0  | 0  | 0  | 0  | 0  | 0   | 0  | 0   | 0  | 0  | 0 |
| Totals.....  | 21 | 4 | 6 | 4  | 1  | 0  | 0  | 5  | 0  | 0  | 0  | 0  | 0  | 5  | 0   | 0  | 0   | 13 | 11 | 6 |

### THE NETHERLANDS 11 (2-5)

| Player         | AB | R  | H | BI | 2B | 3B | HR | BB | SB | CS | HP | SH | SF | SO | IBB | KL | GDP | PO | A | E |
|----------------|----|----|---|----|----|----|----|----|----|----|----|----|----|----|-----|----|-----|----|---|---|
| CHARLES ss     | 3  | 2  | 2 | 3  | 0  | 1  | 0  | 0  | 1  | 0  | 0  | 1  | 0  | 0  | 0   | 0  | 0   | 1  | 4 | 1 |
| DE HOOG 2b     | 2  | 1  | 0 | 2  | 0  | 0  | 0  | 0  | 0  | 0  | 0  | 1  | 0  | 0  | 0   | 0  | 0   | 2  | 2 | 0 |
| STUART dp      | 3  | 0  | 0 | 0  | 0  | 0  | 0  | 0  | 0  | 0  | 0  | 0  | 0  | 1  | 0   | 0  | 0   | 0  | 0 | 0 |
| HOP dp         | 0  | 0  | 0 | 0  | 0  | 0  | 0  | 0  | 0  | 0  | 0  | 0  | 0  | 0  | 0   | 0  | 0   | 0  | 0 | 0 |
| LOS cf         | 2  | 1  | 0 | 0  | 0  | 0  | 0  | 1  | 0  | 0  | 0  | 0  | 0  | 0  | 0   | 0  | 0   | 0  | 0 | 0 |
| BOS c          | 2  | 0  | 0 | 1  | 0  | 0  | 0  | 0  | 0  | 0  | 0  | 1  | 0  | 1  | 0   | 0  | 0   | 5  | 1 | 0 |
| WISSINK c      | 0  | 0  | 0 | 0  | 0  | 0  | 0  | 0  | 0  | 0  | 0  | 0  | 0  | 0  | 0   | 0  | 0   | 2  | 0 | 0 |
| ROOZENBURG rf  | 3  | 1  | 1 | 0  | 0  | 1  | 0  | 0  | 0  | 0  | 0  | 0  | 0  | 0  | 0   | 0  | 0   | 0  | 0 | 0 |
| UDINK 1b       | 3  | 1  | 0 | 1  | 0  | 0  | 0  | 0  | 0  | 0  | 0  | 0  | 0  | 0  | 0   | 0  | 0   | 4  | 0 | 0 |
| VAN ALEBEEK 3b | 1  | 3  | 0 | 0  | 0  | 0  | 0  | 2  | 0  | 0  | 0  | 0  | 0  | 1  | 0   | 0  | 0   | 0  | 0 | 0 |
| BOUWMAN lf     | 3  | 2  | 2 | 0  | 0  | 0  | 0  | 0  | 0  | 0  | 0  | 0  | 0  | 0  | 0   | 0  | 0   | 1  | 0 | 0 |
| HENDRIKS p     | 0  | 0  | 0 | 0  | 0  | 0  | 0  | 0  | 0  | 0  | 0  | 0  | 0  | 0  | 0   | 0  | 0   | 0  | 1 | 0 |
| Totals.....    | 22 | 11 | 5 | 7  | 0  | 2  | 0  | 3  | 1  | 0  | 0  | 3  | 0  | 3  | 0   | 0  | 0   | 15 | 8 | 1 |

| UNITED KINGDOM  | IP  | H | R  | ER | BB | SO | WP | HB | BK | IBB | SH | SF | CI | 2B | 3B | HR | AB | BF | FO | GO | NP |
|-----------------|-----|---|----|----|----|----|----|----|----|-----|----|----|----|----|----|----|----|----|----|----|----|
| HUTCHISON L,1-3 | 4.1 | 5 | 11 | 5  | 3  | 3  | 0  | 0  | 0  | 0   | 3  | 0  | 0  | 0  | 2  | 0  | 22 | 28 | 1  | 11 | 82 |

| THE NETHERLANDS | IP  | H | R | ER | BB | SO | WP | HB | BK | IBB | SH | SF | CI | 2B | 3B | HR | AB | BF | FO | GO | NP |
|-----------------|-----|---|---|----|----|----|----|----|----|-----|----|----|----|----|----|----|----|----|----|----|----|
| HENDRIKS W,3-0  | 5.0 | 6 | 4 | 4  | 5  | 5  | 2  | 0  | 0  | 0   | 0  | 0  | 0  | 1  | 0  | 0  | 21 | 26 | 2  | 7  | 97 |

Umpires - HP: VITALE Diego 1B: ZIDEK Zdenek 3B: RUDENKO Maryna  
Start: 14:10 Time: 1:42 Attendance: 50

Weather: Sunny  
Game notes:  
Scorers: MALA Petra, SECKAR Alois  
T.C.: KRATOCHVIL Marcel



# European Championship Cadet Girls

Ostrava (Czech Republic) - August 5<sup>th</sup> / 10<sup>th</sup>, 2013



## Game Summary 34



Serbia - Ukraine



REPUBLIC OF SERBIA 9, UKRAINE 3 (Aug 08, 2013 at Ostrava)

UKRAINE..... 010 20 - 3 3 2 (1-4)  
REPUBLIC OF SERBIA.. 431 01 - 9 6 3 (3-2)

UKRAINE 3 (1-4)

| Player          | AB | R | H | BI | 2B | 3B | HR | BB | SB | CS | HP | SH | SF | SO | IBB | KL | GDP | PO | A | E |
|-----------------|----|---|---|----|----|----|----|----|----|----|----|----|----|----|-----|----|-----|----|---|---|
| LINNIKOVA c     | 2  | 0 | 0 | 0  | 0  | 0  | 0  | 1  | 0  | 1  | 0  | 0  | 0  | 0  | 0   | 0  | 0   | 3  | 1 | 0 |
| ZARITSKA lf     | 1  | 0 | 0 | 0  | 0  | 0  | 0  | 1  | 1  | 0  | 0  | 0  | 0  | 1  | 0   | 1  | 0   | 1  | 0 | 0 |
| VERSHYNINA lf   | 1  | 0 | 0 | 0  | 0  | 0  | 0  | 0  | 0  | 0  | 0  | 0  | 0  | 0  | 0   | 0  | 0   | 0  | 0 | 0 |
| KURINNA 2b      | 2  | 0 | 0 | 0  | 0  | 0  | 0  | 0  | 0  | 0  | 0  | 1  | 0  | 0  | 0   | 0  | 0   | 1  | 2 | 0 |
| KASIAN ss       | 3  | 0 | 0 | 0  | 0  | 0  | 0  | 0  | 0  | 0  | 0  | 0  | 0  | 0  | 0   | 0  | 0   | 0  | 1 | 1 |
| LYSENKO dp/p    | 2  | 1 | 1 | 0  | 0  | 0  | 0  | 0  | 0  | 0  | 0  | 0  | 0  | 0  | 0   | 0  | 0   | 0  | 0 | 0 |
| POLISHCHUK 3b   | 1  | 0 | 0 | 0  | 0  | 0  | 0  | 0  | 0  | 0  | 0  | 0  | 0  | 0  | 0   | 0  | 0   | 0  | 1 | 0 |
| KAPITANCHUK ph  | 1  | 0 | 0 | 0  | 0  | 0  | 0  | 0  | 0  | 0  | 0  | 0  | 0  | 1  | 0   | 1  | 0   | 0  | 0 | 0 |
| RODIONOVA cf/pr | 1  | 2 | 1 | 0  | 0  | 0  | 0  | 0  | 1  | 0  | 0  | 0  | 0  | 0  | 0   | 0  | 0   | 1  | 0 | 0 |
| KOLOVSKA ph     | 0  | 0 | 0 | 0  | 0  | 0  | 0  | 1  | 0  | 0  | 0  | 0  | 0  | 0  | 0   | 0  | 0   | 0  | 0 | 0 |
| KOSHCHANOV. 1b  | 2  | 0 | 1 | 1  | 0  | 1  | 0  | 0  | 0  | 0  | 0  | 0  | 0  | 0  | 0   | 0  | 0   | 7  | 0 | 1 |
| KARAGOZIAN rf   | 0  | 0 | 0 | 0  | 0  | 0  | 0  | 0  | 0  | 0  | 0  | 0  | 0  | 0  | 0   | 0  | 0   | 0  | 0 | 0 |
| LUBENETS rf     | 2  | 0 | 0 | 0  | 0  | 0  | 0  | 0  | 0  | 0  | 0  | 0  | 0  | 0  | 0   | 0  | 0   | 0  | 0 | 0 |
| ZOLOTAROVA p    | 0  | 0 | 0 | 0  | 0  | 0  | 0  | 0  | 0  | 0  | 0  | 0  | 0  | 0  | 0   | 0  | 0   | 0  | 0 | 0 |
| Totals.....     | 18 | 3 | 3 | 1  | 0  | 1  | 0  | 3  | 2  | 1  | 0  | 1  | 0  | 2  | 0   | 2  | 0   | 13 | 5 | 2 |

REPUBLIC OF SERBIA 9 (3-2)

| Player          | AB | R | H | BI | 2B | 3B | HR | BB | SB | CS | HP | SH | SF | SO | IBB | KL | GDP | PO | A | E |
|-----------------|----|---|---|----|----|----|----|----|----|----|----|----|----|----|-----|----|-----|----|---|---|
| UDOVICIC cf     | 4  | 2 | 2 | 0  | 0  | 0  | 0  | 0  | 1  | 0  | 0  | 0  | 0  | 1  | 0   | 0  | 0   | 0  | 0 | 0 |
| RADOVANOVIC pr  | 0  | 0 | 0 | 0  | 0  | 0  | 0  | 0  | 0  | 0  | 0  | 0  | 0  | 0  | 0   | 0  | 0   | 0  | 0 | 0 |
| KARIC ss/lf     | 3  | 1 | 0 | 0  | 0  | 0  | 1  | 0  | 0  | 0  | 0  | 0  | 0  | 1  | 0   | 1  | 0   | 3  | 2 | 1 |
| MANCIC lf/p     | 3  | 1 | 1 | 5  | 0  | 0  | 1  | 0  | 0  | 0  | 0  | 1  | 1  | 0  | 0   | 0  | 0   | 3  | 1 | 1 |
| STOJKOVIC D. rf | 1  | 1 | 1 | 1  | 0  | 0  | 0  | 0  | 0  | 0  | 0  | 0  | 0  | 0  | 0   | 0  | 0   | 0  | 0 | 0 |
| DORDEVIC rf     | 2  | 0 | 0 | 0  | 0  | 0  | 0  | 0  | 0  | 0  | 0  | 0  | 0  | 0  | 0   | 0  | 0   | 0  | 0 | 0 |
| JANKOVIC rf     | 0  | 0 | 0 | 0  | 0  | 0  | 0  | 0  | 0  | 0  | 0  | 0  | 0  | 0  | 0   | 0  | 0   | 0  | 1 | 0 |
| MILETIC 3b/ss   | 2  | 1 | 0 | 1  | 0  | 0  | 0  | 1  | 1  | 0  | 0  | 0  | 0  | 0  | 0   | 0  | 0   | 0  | 2 | 0 |
| GRUJICIC 1b     | 1  | 0 | 0 | 0  | 0  | 0  | 0  | 2  | 0  | 0  | 0  | 0  | 0  | 0  | 0   | 0  | 0   | 6  | 0 | 0 |
| STOJKOVIC A. dp | 3  | 0 | 2 | 1  | 0  | 0  | 0  | 0  | 0  | 0  | 0  | 0  | 0  | 1  | 0   | 0  | 0   | 0  | 0 | 0 |
| IGNJATOVIC p/3b | 2  | 1 | 0 | 0  | 0  | 0  | 0  | 1  | 1  | 0  | 0  | 0  | 0  | 0  | 0   | 0  | 0   | 0  | 2 | 0 |
| KUZMANOVIC 2b   | 1  | 2 | 0 | 0  | 0  | 0  | 0  | 1  | 0  | 0  | 1  | 0  | 0  | 0  | 0   | 0  | 0   | 1  | 0 | 1 |
| CIKOS c         | 0  | 0 | 0 | 0  | 0  | 0  | 0  | 0  | 0  | 0  | 0  | 0  | 0  | 0  | 0   | 0  | 0   | 0  | 0 | 0 |
| TANASIJEVIC c   | 0  | 0 | 0 | 0  | 0  | 0  | 0  | 0  | 0  | 0  | 0  | 0  | 0  | 0  | 0   | 0  | 0   | 2  | 1 | 0 |
| Totals.....     | 22 | 9 | 6 | 8  | 0  | 0  | 1  | 6  | 3  | 0  | 1  | 0  | 1  | 4  | 0   | 1  | 0   | 15 | 9 | 3 |

| UKRAINE          | IP  | H | R | ER | BB | SO | WP | HB | BK | IBB | SH | SF | CI | 2B | 3B | HR | AB | BF | FO | GO | NP |
|------------------|-----|---|---|----|----|----|----|----|----|-----|----|----|----|----|----|----|----|----|----|----|----|
| ZOLOTAROVA L,0-3 | 1.1 | 5 | 7 | 7  | 0  | 0  | 1  | 1  | 0  | 0   | 0  | 1  | 0  | 0  | 0  | 1  | 10 | 12 | 3  | 1  | 27 |
| LYSENKO          | 3.0 | 1 | 2 | 0  | 6  | 4  | 0  | 0  | 1  | 0   | 0  | 0  | 0  | 0  | 0  | 0  | 12 | 18 | 1  | 3  | 75 |

| REPUBLIC OF SERBIA | IP  | H | R | ER | BB | SO | WP | HB | BK | IBB | SH | SF | CI | 2B | 3B | HR | AB | BF | FO | GO | NP |
|--------------------|-----|---|---|----|----|----|----|----|----|-----|----|----|----|----|----|----|----|----|----|----|----|
| IGNJATOVIC W,1-0   | 4.0 | 3 | 3 | 1  | 3  | 2  | 2  | 0  | 0  | 0   | 1  | 0  | 0  | 0  | 1  | 0  | 15 | 19 | 5  | 4  | 76 |
| MANCIC             | 1.0 | 0 | 0 | 0  | 0  | 0  | 0  | 0  | 0  | 0   | 0  | 0  | 0  | 0  | 0  | 0  | 3  | 3  | 0  | 2  | 12 |

Umpires - HP: PETERSSON Raymond 1B: vd HOEVEN Gerrit-Jan 3B: PLUTARSKI Tomasz  
Start: 16:20 Time: 1:45 Attendance: 75

Weather: Sunny

Game notes:

Scorers: MOZOLA Pavol, KUCKOVA Romana

T.C.: KRATOCHVIL Marcel



# European Championship Cadet Girls

Ostrava (Czech Republic) - August 5<sup>th</sup> / 10<sup>th</sup>, 2013



## Game Summary 35



### Czech Republic - Netherlands



THE NETHERLANDS 3, CZECH REPUBLIC 0 (Aug 08, 2013 at Ostrava)

THE NETHERLANDS..... 100 002 - 3 5 0 (7-0)  
CZECH REPUBLIC..... 000 000 - 0 5 1 (6-1)

#### THE NETHERLANDS 3 (7-0)

| Player      | AB | R | H | BI | 2B | 3B | HR | BB | SB | CS | HP | SH | SF | SO | IBB | KL | GDP | PO | A | E |
|-------------|----|---|---|----|----|----|----|----|----|----|----|----|----|----|-----|----|-----|----|---|---|
| CHARLES ss  | 3  | 2 | 2 | 0  | 1  | 0  | 0  | 0  | 1  | 0  | 0  | 0  | 0  | 1  | 0   | 1  | 0   | 2  | 4 | 0 |
| KOCK 2b     | 3  | 0 | 1 | 0  | 0  | 0  | 0  | 0  | 0  | 0  | 0  | 0  | 0  | 2  | 0   | 0  | 0   | 3  | 2 | 0 |
| WISSINK c   | 3  | 0 | 0 | 0  | 0  | 0  | 0  | 0  | 0  | 0  | 0  | 0  | 0  | 0  | 0   | 0  | 1   | 2  | 1 | 0 |
| LOS cf      | 3  | 0 | 1 | 1  | 0  | 0  | 0  | 0  | 1  | 0  | 0  | 0  | 0  | 0  | 0   | 0  | 0   | 1  | 0 | 0 |
| IANNELLI dp | 3  | 0 | 0 | 0  | 0  | 0  | 0  | 0  | 0  | 0  | 0  | 0  | 0  | 0  | 0   | 0  | 0   | 0  | 0 | 0 |
| UDINK 1b    | 2  | 0 | 0 | 0  | 0  | 0  | 0  | 0  | 0  | 0  | 0  | 0  | 0  | 2  | 0   | 1  | 0   | 9  | 0 | 0 |
| STUART 3b   | 2  | 0 | 0 | 0  | 0  | 0  | 0  | 0  | 0  | 0  | 0  | 0  | 0  | 0  | 0   | 0  | 0   | 1  | 0 | 0 |
| REMMERS rf  | 2  | 0 | 0 | 0  | 0  | 0  | 0  | 0  | 0  | 0  | 0  | 0  | 0  | 0  | 0   | 0  | 0   | 0  | 0 | 0 |
| BOUWMAN lf  | 2  | 1 | 1 | 0  | 0  | 0  | 0  | 0  | 2  | 0  | 0  | 0  | 0  | 0  | 0   | 0  | 0   | 0  | 0 | 0 |
| HETEM p     | 0  | 0 | 0 | 0  | 0  | 0  | 0  | 0  | 0  | 0  | 0  | 0  | 0  | 0  | 0   | 0  | 0   | 0  | 1 | 0 |
| Totals..... | 23 | 3 | 5 | 1  | 1  | 0  | 0  | 0  | 4  | 0  | 0  | 0  | 0  | 5  | 0   | 2  | 1   | 18 | 8 | 0 |

#### CZECH REPUBLIC 0 (6-1)

| Player       | AB | R | H | BI | 2B | 3B | HR | BB | SB | CS | HP | SH | SF | SO | IBB | KL | GDP | PO | A | E |
|--------------|----|---|---|----|----|----|----|----|----|----|----|----|----|----|-----|----|-----|----|---|---|
| TABACKOVA c  | 3  | 0 | 2 | 0  | 0  | 0  | 0  | 0  | 0  | 0  | 0  | 0  | 0  | 0  | 0   | 0  | 0   | 6  | 0 | 0 |
| KLIMPLOVA 2b | 3  | 0 | 1 | 0  | 0  | 0  | 0  | 0  | 1  | 0  | 0  | 0  | 0  | 0  | 0   | 0  | 0   | 4  | 1 | 0 |
| BABKOVA ph   | 0  | 0 | 0 | 0  | 0  | 0  | 0  | 0  | 0  | 0  | 0  | 0  | 0  | 0  | 0   | 0  | 0   | 0  | 0 | 0 |
| VYBORNA p/rf | 2  | 0 | 0 | 0  | 0  | 0  | 0  | 1  | 0  | 0  | 0  | 0  | 0  | 0  | 0   | 0  | 0   | 1  | 1 | 0 |
| FURKOVA 1b   | 3  | 0 | 0 | 0  | 0  | 0  | 0  | 0  | 0  | 0  | 0  | 0  | 0  | 1  | 0   | 0  | 0   | 5  | 0 | 0 |
| COUFALOVA dp | 3  | 0 | 0 | 0  | 0  | 0  | 0  | 0  | 0  | 0  | 0  | 0  | 0  | 0  | 0   | 0  | 0   | 0  | 0 | 0 |
| KUBICOVA cf  | 2  | 0 | 1 | 0  | 0  | 0  | 0  | 0  | 0  | 0  | 0  | 0  | 0  | 0  | 0   | 0  | 0   | 0  | 0 | 0 |
| JOZSOVA lf   | 2  | 0 | 0 | 0  | 0  | 0  | 0  | 0  | 0  | 0  | 0  | 0  | 0  | 0  | 0   | 0  | 0   | 0  | 0 | 0 |
| WALTEROVA 3b | 2  | 0 | 0 | 0  | 0  | 0  | 0  | 0  | 0  | 0  | 0  | 0  | 0  | 0  | 0   | 0  | 0   | 0  | 0 | 1 |
| JORDAKOVA ss | 1  | 0 | 1 | 0  | 0  | 0  | 0  | 1  | 1  | 0  | 0  | 0  | 0  | 0  | 0   | 0  | 0   | 1  | 2 | 0 |
| VAGNEROVA rf | 0  | 0 | 0 | 0  | 0  | 0  | 0  | 0  | 0  | 0  | 0  | 0  | 0  | 0  | 0   | 0  | 0   | 1  | 0 | 0 |
| POLAKOVA p   | 0  | 0 | 0 | 0  | 0  | 0  | 0  | 0  | 0  | 0  | 0  | 0  | 0  | 0  | 0   | 0  | 0   | 0  | 0 | 0 |
| Totals.....  | 21 | 0 | 5 | 0  | 0  | 0  | 0  | 2  | 2  | 0  | 0  | 0  | 0  | 1  | 0   | 0  | 0   | 18 | 4 | 1 |

| THE NETHERLANDS | IP  | H | R | ER | BB | SO | WP | HB | BK | IBB | SH | SF | CI | 2B | 3B | HR | AB | BF | FO | GO | NP |
|-----------------|-----|---|---|----|----|----|----|----|----|-----|----|----|----|----|----|----|----|----|----|----|----|
| HETEM W,3-0     | 6.0 | 5 | 0 | 0  | 2  | 1  | 0  | 0  | 0  | 0   | 0  | 0  | 0  | 0  | 0  | 0  | 21 | 23 | 9  | 6  | 79 |

| CZECH REPUBLIC | IP  | H | R | ER | BB | SO | WP | HB | BK | IBB | SH | SF | CI | 2B | 3B | HR | AB | BF | FO | GO | NP |
|----------------|-----|---|---|----|----|----|----|----|----|-----|----|----|----|----|----|----|----|----|----|----|----|
| VYBORNA L,1-1  | 5.2 | 5 | 3 | 2  | 0  | 5  | 0  | 0  | 0  | 0   | 0  | 0  | 0  | 1  | 0  | 0  | 22 | 22 | 6  | 5  | 77 |
| POLAKOVA       | 0.1 | 0 | 0 | 0  | 0  | 0  | 0  | 0  | 0  | 0   | 0  | 0  | 0  | 0  | 0  | 0  | 1  | 1  | 1  | 0  | 3  |

Umpires - HP: UTZIG Beate 1B: VALENTINIS Roberto 3B: VERAGHTERT Johan  
Start: 18:45 Time: 1:46 Attendance: 245

Weather: Sunny

Game notes:

Scorers: KREJCIRIK Daniel, MOZOLA Pavol

T.C.: KRATOCHVIL Marcel



# European Championship Cadet Girls

Ostrava (Czech Republic) - August 5<sup>th</sup> / 10<sup>th</sup>, 2013



## Game Summary 36



Russia - Belgium



RUSSIAN FEDERATION 7, KINGDOM OF BELGIUM 0 (Aug 08, 2013 at Ostrava)

-----  
KINGDOM OF BELGIUM.. 000 00 - 0 2 3 (5-2)  
RUSSIAN FEDERATION.. 013 21 - 7 6 0 (6-1)  
-----

KINGDOM OF BELGIUM 0 (5-2)

| Player          | AB | R | H | BI | 2B | 3B | HR | BB | SB | CS | HP | SH | SF | SO | IBB | KL | GDP | PO | A | E |
|-----------------|----|---|---|----|----|----|----|----|----|----|----|----|----|----|-----|----|-----|----|---|---|
| GELDOF cf       | 2  | 0 | 0 | 0  | 0  | 0  | 0  | 0  | 0  | 0  | 0  | 0  | 0  | 1  | 0   | 1  | 0   | 0  | 0 | 0 |
| BOERMANS Li. cf | 0  | 0 | 0 | 0  | 0  | 0  | 0  | 0  | 0  | 0  | 0  | 0  | 0  | 0  | 0   | 0  | 0   | 0  | 0 | 0 |
| D.PERMENTIER 1b | 2  | 0 | 0 | 0  | 0  | 0  | 0  | 0  | 0  | 0  | 0  | 0  | 0  | 2  | 0   | 0  | 0   | 2  | 0 | 1 |
| ARMIROTTTO c    | 2  | 0 | 0 | 0  | 0  | 0  | 0  | 0  | 0  | 0  | 0  | 0  | 0  | 0  | 0   | 0  | 0   | 1  | 4 | 0 |
| JANSSENS ss     | 2  | 0 | 0 | 0  | 0  | 0  | 0  | 0  | 0  | 0  | 0  | 0  | 0  | 1  | 0   | 0  | 0   | 3  | 1 | 0 |
| BAKKER dp       | 2  | 0 | 1 | 0  | 0  | 0  | 0  | 0  | 0  | 0  | 0  | 0  | 0  | 0  | 0   | 0  | 0   | 0  | 0 | 0 |
| BOERMANS Ly. 3b | 2  | 0 | 1 | 0  | 0  | 0  | 0  | 0  | 0  | 0  | 0  | 0  | 0  | 1  | 0   | 0  | 0   | 0  | 0 | 0 |
| VAN NUFFEL lf   | 2  | 0 | 0 | 0  | 0  | 0  | 0  | 0  | 0  | 0  | 0  | 0  | 0  | 2  | 0   | 1  | 0   | 2  | 0 | 0 |
| V. RAEMDONCK 2b | 2  | 0 | 0 | 0  | 0  | 0  | 0  | 0  | 0  | 0  | 0  | 0  | 0  | 2  | 0   | 0  | 0   | 3  | 1 | 2 |
| LENOIR 2b       | 0  | 0 | 0 | 0  | 0  | 0  | 0  | 0  | 0  | 0  | 0  | 0  | 0  | 0  | 0   | 0  | 0   | 0  | 0 | 0 |
| STREUX rf       | 1  | 0 | 0 | 0  | 0  | 0  | 0  | 0  | 0  | 0  | 0  | 0  | 0  | 1  | 0   | 0  | 0   | 2  | 0 | 0 |
| DE GREAVE rf    | 0  | 0 | 0 | 0  | 0  | 0  | 0  | 0  | 0  | 0  | 0  | 0  | 0  | 0  | 0   | 0  | 0   | 0  | 0 | 0 |
| ROEF L. p       | 0  | 0 | 0 | 0  | 0  | 0  | 0  | 0  | 0  | 0  | 0  | 0  | 0  | 0  | 0   | 0  | 0   | 0  | 1 | 0 |
| Totals.....     | 17 | 0 | 2 | 0  | 0  | 0  | 0  | 0  | 0  | 0  | 0  | 0  | 0  | 10 | 0   | 2  | 0   | 13 | 7 | 3 |

RUSSIAN FEDERATION 7 (6-1)

| Player          | AB | R | H | BI | 2B | 3B | HR | BB | SB | CS | HP | SH | SF | SO | IBB | KL | GDP | PO | A | E |
|-----------------|----|---|---|----|----|----|----|----|----|----|----|----|----|----|-----|----|-----|----|---|---|
| SOROKINA 1b     | 2  | 1 | 1 | 0  | 0  | 0  | 0  | 0  | 0  | 0  | 0  | 1  | 0  | 0  | 0   | 0  | 0   | 3  | 0 | 0 |
| GRAFSKAYA ss    | 2  | 1 | 0 | 1  | 0  | 0  | 0  | 0  | 0  | 0  | 1  | 0  | 0  | 0  | 0   | 0  | 0   | 0  | 0 | 0 |
| MAKESHINA lf    | 2  | 0 | 1 | 0  | 0  | 0  | 0  | 0  | 1  | 0  | 0  | 1  | 0  | 0  | 0   | 0  | 0   | 0  | 0 | 0 |
| KHLUDOVA 2b     | 3  | 2 | 1 | 1  | 0  | 0  | 0  | 0  | 1  | 0  | 0  | 0  | 0  | 0  | 0   | 0  | 0   | 2  | 2 | 0 |
| ZAKAZNIKOVA rf  | 3  | 0 | 0 | 1  | 0  | 0  | 0  | 0  | 0  | 0  | 0  | 0  | 0  | 1  | 0   | 0  | 0   | 0  | 0 | 0 |
| NACHAROVA c     | 3  | 0 | 2 | 1  | 0  | 0  | 0  | 0  | 0  | 0  | 0  | 0  | 0  | 0  | 0   | 0  | 0   | 10 | 0 | 0 |
| KARPACHEVA cf   | 1  | 1 | 0 | 0  | 0  | 0  | 0  | 0  | 2  | 0  | 1  | 0  | 0  | 0  | 0   | 0  | 0   | 0  | 0 | 0 |
| ZHURAVLEVA p/dp | 1  | 0 | 1 | 0  | 0  | 0  | 0  | 0  | 0  | 0  | 1  | 0  | 0  | 0  | 0   | 0  | 0   | 0  | 2 | 0 |
| GRIB pr         | 0  | 1 | 0 | 0  | 0  | 0  | 0  | 0  | 0  | 0  | 0  | 0  | 0  | 0  | 0   | 0  | 0   | 0  | 0 | 0 |
| ZUYKOVA dp      | 2  | 1 | 0 | 0  | 0  | 0  | 0  | 0  | 0  | 0  | 0  | 0  | 0  | 0  | 0   | 0  | 0   | 0  | 0 | 0 |
| MARTIROSIAN 3b  | 0  | 0 | 0 | 0  | 0  | 0  | 0  | 0  | 0  | 0  | 0  | 0  | 0  | 0  | 0   | 0  | 0   | 0  | 0 | 0 |
| Totals.....     | 19 | 7 | 6 | 4  | 0  | 0  | 0  | 0  | 4  | 0  | 3  | 2  | 0  | 1  | 0   | 0  | 0   | 15 | 4 | 0 |

KINGDOM OF BELGIUM IP H R ER BB SO WP HB BK IBB SH SF CI 2B 3B HR AB BF FO GO NP

-----  
ROEF L. L,1-1 4.1 6 7 4 0 1 1 3 0 0 2 0 0 0 0 0 0 19 24 4 6 69

RUSSIAN FEDERATION IP H R ER BB SO WP HB BK IBB SH SF CI 2B 3B HR AB BF FO GO NP

-----  
ZHURAVLEVA W,3-0 4.0 1 0 0 0 8 1 0 0 0 0 0 0 0 0 0 13 13 1 3 43

Umpires - HP: KNECHTLE Patrik 1B: PALUMBO Barbara 3B: vd HOEVEN Gerrit-Jan  
Start: 18:30 Time: 1:20 Attendance: 40

Weather: Sunny

Game notes:

Scorers: GREPL Jakub, GREPL Tomas

T.C.: KRATOCHVIL Marcel



# European Championship Cadet Girls

Ostrava (Czech Republic) - August 5<sup>th</sup> / 10<sup>th</sup>, 2013



## Teams' Stats



### Belgium

### BEL

EChCG Ostrava 2013  
Overall Statistics for KINGDOM OF BELGIUM (as of Aug 08, 2013)  
(All games Sorted by Batting avg)

Record: 5-2

| Player               | AVG  | GP-GS | AB  | R  | H  | 2B | 3B | HR | RBI | TB | SLG% | BB | HBP | SO | GDP | OB%  | SF | SH | SB-ATT | PO  | A  | E  | FLD%  |
|----------------------|------|-------|-----|----|----|----|----|----|-----|----|------|----|-----|----|-----|------|----|----|--------|-----|----|----|-------|
| 28 ARMIROTTA Noa.... | .350 | 7-7   | 20  | 5  | 7  | 0  | 2  | 1  | 7   | 14 | .700 | 1  | 0   | 0  | 0   | .381 | 0  | 0  | 3-3    | 18  | 10 | 0  | 1.000 |
| 35 GELDOF Kate.....  | .333 | 7-7   | 15  | 6  | 5  | 1  | 0  | 0  | 5   | 6  | .400 | 2  | 1   | 3  | 0   | .444 | 0  | 0  | 1-1    | 6   | 1  | 2  | .778  |
| 18 JANSSENS Celine.. | .313 | 7-7   | 16  | 4  | 5  | 1  | 0  | 0  | 3   | 6  | .375 | 5  | 0   | 2  | 0   | .476 | 0  | 0  | 2-2    | 13  | 11 | 2  | .923  |
| 33 BAKKER Julia..... | .308 | 7-6   | 13  | 3  | 4  | 0  | 0  | 0  | 1   | 4  | .308 | 1  | 0   | 1  | 0   | .357 | 0  | 0  | 0-0    | 3   | 2  | 0  | 1.000 |
| 14 DE PERMENTIER Sti | .263 | 7-7   | 19  | 6  | 5  | 0  | 0  | 0  | 3   | 5  | .263 | 2  | 0   | 2  | 0   | .333 | 0  | 1  | 1-1    | 22  | 11 | 2  | .943  |
| 9 STREUX Kim.....    | .167 | 6-6   | 12  | 1  | 2  | 0  | 0  | 0  | 0   | 2  | .167 | 2  | 0   | 4  | 0   | .286 | 0  | 0  | 1-1    | 5   | 1  | 0  | 1.000 |
| 21 BOERMANS Lynn.... | .154 | 6-6   | 13  | 3  | 2  | 0  | 0  | 0  | 1   | 2  | .154 | 2  | 1   | 2  | 0   | .313 | 0  | 0  | 1-1    | 5   | 12 | 0  | 1.000 |
| -----                |      |       |     |    |    |    |    |    |     |    |      |    |     |    |     |      |    |    |        |     |    |    |       |
| 24 BOERMANS Lisa.... | .333 | 6-2   | 9   | 1  | 3  | 0  | 0  | 0  | 1   | 3  | .333 | 0  | 0   | 1  | 0   | .333 | 0  | 0  | 0-0    | 0   | 0  | 1  | .000  |
| 6 DE GREAVE Sara.... | .200 | 6-2   | 5   | 3  | 1  | 0  | 0  | 0  | 2   | 1  | .200 | 3  | 0   | 0  | 0   | .500 | 0  | 0  | 0-0    | 1   | 1  | 1  | .667  |
| 12 VAN NUFFEL Tina.. | .167 | 7-4   | 6   | 1  | 1  | 0  | 0  | 0  | 1   | 1  | .167 | 2  | 0   | 3  | 0   | .375 | 0  | 2  | 0-0    | 2   | 0  | 0  | 1.000 |
| 7 VAN RAEMDONCK Lis  | .143 | 4-4   | 7   | 3  | 1  | 0  | 0  | 0  | 4   | 1  | .143 | 1  | 1   | 2  | 0   | .333 | 0  | 1  | 1-2    | 13  | 6  | 2  | .905  |
| 13 Femke DE VREE.... | .000 | 3-1   | 4   | 1  | 0  | 0  | 0  | 0  | 0   | 0  | .000 | 1  | 0   | 1  | 0   | .200 | 0  | 0  | 0-0    | 0   | 0  | 0  | .000  |
| 10 ROEF Lauren.....  | .000 | 4-4   | 3   | 1  | 0  | 0  | 0  | 0  | 1   | 0  | .000 | 3  | 0   | 0  | 0   | .500 | 0  | 0  | 0-0    | 16  | 4  | 4  | .833  |
| 17 LENOIR Lisse..... | .000 | 4-1   | 3   | 3  | 0  | 0  | 0  | 0  | 0   | 0  | .000 | 1  | 0   | 1  | 0   | .250 | 0  | 0  | 0-0    | 0   | 1  | 0  | 1.000 |
| 15 ROEF Rubin.....   | .000 | 2-0   | 2   | 0  | 0  | 0  | 0  | 0  | 0   | 0  | .000 | 1  | 0   | 2  | 0   | .333 | 0  | 0  | 0-0    | 5   | 1  | 0  | 1.000 |
| Totals.....          | .245 | 7-7   | 147 | 41 | 36 | 2  | 2  | 1  | 29  | 45 | .306 | 27 | 3   | 24 | 0   | .373 | 0  | 4  | 10-11  | 109 | 61 | 14 | .924  |
| Opponents.....       | .355 | 7-7   | 155 | 32 | 55 | 6  | 0  | 0  | 27  | 61 | .394 | 15 | 5   | 13 | 0   | .429 | 0  | 4  | 15-20  | 102 | 36 | 22 | .863  |

LOB - Team (39), Opp (39). IBB - Team (0), Opp (1).

(All games Sorted by Earned run avg)

| Player               | ERA  | W-L | APP | GS | CG | SHO/CBO | SV | IP   | H  | R  | ER | BB | SO | 2B | 3B | HR | AB  | B/Avg | WP | HBP | BK | SFA | SHA |
|----------------------|------|-----|-----|----|----|---------|----|------|----|----|----|----|----|----|----|----|-----|-------|----|-----|----|-----|-----|
| 15 ROEF Rubin.....   | 1.53 | 3-0 | 4   | 3  | 3  | 0/0     | 0  | 19.2 | 26 | 9  | 5  | 7  | 7  | 3  | 0  | 0  | 81  | .321  | 0  | 0   | 0  | 0   | 1   |
| -----                |      |     |     |    |    |         |    |      |    |    |    |    |    |    |    |    |     |       |    |     |    |     |     |
| 17 LENOIR Lisse..... | 0.00 | 0-0 | 1   | 0  | 0  | 0/0     | 0  | 2.1  | 3  | 2  | 0  | 2  | 1  | 0  | 0  | 0  | 9   | .333  | 1  | 0   | 0  | 0   | 0   |
| 7 VAN RAEMDONCK Lis  | 3.60 | 1-1 | 2   | 1  | 0  | 0/0     | 0  | 5.0  | 9  | 7  | 3  | 3  | 1  | 2  | 0  | 0  | 24  | .375  | 0  | 1   | 0  | 0   | 0   |
| 10 ROEF Lauren.....  | 5.79 | 1-1 | 3   | 3  | 2  | 0/0     | 0  | 9.1  | 17 | 14 | 9  | 3  | 4  | 1  | 0  | 0  | 41  | .415  | 3  | 4   | 0  | 0   | 3   |
| Totals.....          | 2.81 | 5-2 | 7   | 7  | 5  | 0/0     | 0  | 36.1 | 55 | 32 | 17 | 15 | 13 | 6  | 0  | 0  | 155 | .355  | 4  | 5   | 0  | 0   | 4   |
| Opponents.....       | 3.18 | 2-5 | 7   | 7  | 2  | 2/0     | 0  | 34.0 | 36 | 41 | 18 | 27 | 24 | 2  | 2  | 1  | 147 | .245  | 10 | 3   | 0  | 0   | 4   |

PB - Team (5), ARMIROTTA 4, BAKKER 1, Opp (11). SBA/ATT - ARMIROTTA (12-16), ROEF R. (8-11), ROEF L. (6-6), BAKKER (3-4), V. RAEMDONCK (1-3).

Overall Statistics for KINGDOM OF BELGIUM (as of Aug 08, 2013)  
(All games Sorted by Fielding pct)

| Player               | C   | PO  | A  | E  | FLD%  | Dps | SBA | CSB | SBA%  | PB | CI |
|----------------------|-----|-----|----|----|-------|-----|-----|-----|-------|----|----|
| 28 ARMIROTTA Noa.... | 28  | 18  | 10 | 0  | 1.000 | 0   | 12  | 4   | .750  | 4  | 0  |
| 21 BOERMANS Lynn.... | 17  | 5   | 12 | 0  | 1.000 | 0   | 0   | 0   | ---   | 0  | 0  |
| 15 ROEF Rubin.....   | 6   | 5   | 1  | 0  | 1.000 | 0   | 8   | 3   | .727  | 0  | 0  |
| 9 STREUX Kim.....    | 6   | 5   | 1  | 0  | 1.000 | 0   | 0   | 0   | ---   | 0  | 0  |
| 33 BAKKER Julia..... | 5   | 3   | 2  | 0  | 1.000 | 0   | 3   | 1   | .750  | 1  | 0  |
| 12 VAN NUFFEL Tina.. | 2   | 2   | 0  | 0  | 1.000 | 0   | 0   | 0   | ---   | 0  | 0  |
| 17 LENOIR Lisse..... | 1   | 0   | 1  | 0  | 1.000 | 0   | 0   | 0   | ---   | 0  | 0  |
| 14 DE PERMENTIER Sti | 35  | 22  | 11 | 2  | .943  | 0   | 0   | 0   | ---   | 0  | 0  |
| 18 JANSSENS Celine.. | 26  | 13  | 11 | 2  | .923  | 0   | 0   | 0   | ---   | 0  | 0  |
| 7 VAN RAEMDONCK Lis  | 21  | 13  | 6  | 2  | .905  | 0   | 1   | 2   | .333  | 0  | 0  |
| 10 ROEF Lauren.....  | 24  | 16  | 4  | 4  | .833  | 0   | 6   | 0   | 1.000 | 0  | 0  |
| 35 GELDOF Kate.....  | 9   | 6   | 1  | 2  | .778  | 0   | 0   | 0   | ---   | 0  | 0  |
| 6 DE GREAVE Sara...  | 3   | 1   | 1  | 1  | .667  | 0   | 0   | 0   | ---   | 0  | 0  |
| 24 BOERMANS Lisa.... | 1   | 0   | 0  | 1  | .000  | 0   | 0   | 0   | ---   | 0  | 0  |
| 13 Femke DE VREE.... | 0   | 0   | 0  | 0  | .000  | 0   | 0   | 0   | ---   | 0  | 0  |
| Totals.....          | 184 | 109 | 61 | 14 | .924  | 0   | 15  | 5   | .750  | 5  | 0  |
| Opponents.....       | 160 | 102 | 36 | 22 | .863  | 0   | 10  | 1   | .909  | 11 | 0  |

Hitting minimums - 2.0 TPA/Game

Pitching minimums - 1.6 IP/Game



# European Championship Cadet Girls

Ostrava (Czech Republic) - August 5<sup>th</sup> / 10<sup>th</sup>, 2013



## Teams' Stats

### Czech Republic

CZE

EChCG Ostrava 2013  
Overall Statistics for CZECH REPUBLIC (as of Aug 08, 2013)  
(All games Sorted by Batting avg)

Record: 6-1

| Player               | AVG  | GP-GS | AB  | R  | H  | 2B | 3B | HR | RBI | TB | SLG% | BB | HBP | SO | GDP | OB%   | SF | SH | SB-ATT | PO  | A  | E  | FLD%  |
|----------------------|------|-------|-----|----|----|----|----|----|-----|----|------|----|-----|----|-----|-------|----|----|--------|-----|----|----|-------|
| 12 TABACKOVA Nikol.. | .462 | 5-5   | 13  | 4  | 6  | 0  | 0  | 0  | 2   | 6  | .462 | 2  | 0   | 0  | 0   | .533  | 0  | 0  | 4-5    | 10  | 1  | 0  | 1.000 |
| 25 KLIMPLOVA Veronik | .333 | 5-5   | 12  | 5  | 4  | 0  | 0  | 0  | 0   | 4  | .333 | 1  | 2   | 0  | 0   | .467  | 0  | 0  | 5-5    | 14  | 5  | 0  | 1.000 |
| 30 COUFALOVA Julie.. | .231 | 5-5   | 13  | 2  | 3  | 2  | 0  | 0  | 3   | 5  | .385 | 0  | 0   | 0  | 0   | .214  | 1  | 0  | 1-2    | 14  | 3  | 0  | 1.000 |
| 32 VYBORNA Apolena.. | .091 | 5-5   | 11  | 2  | 1  | 0  | 0  | 0  | 0   | 1  | .091 | 3  | 0   | 0  | 0   | .286  | 0  | 0  | 1-1    | 9   | 6  | 0  | 1.000 |
| 21 SKOLOVA Adela.... | .444 | 5-4   | 9   | 3  | 4  | 2  | 0  | 0  | 5   | 6  | .667 | 3  | 0   | 1  | 0   | .583  | 0  | 0  | 2-2    | 1   | 1  | 3  | .400  |
| 88 FURKOVA Jana..... | .417 | 5-4   | 12  | 5  | 5  | 0  | 1  | 0  | 3   | 7  | .583 | 0  | 0   | 1  | 0   | .385  | 1  | 0  | 2-3    | 17  | 1  | 0  | 1.000 |
| 14 JORDAKOVA Lenka.. | .375 | 6-5   | 8   | 3  | 3  | 0  | 0  | 0  | 3   | 3  | .375 | 3  | 0   | 0  | 0   | .545  | 0  | 0  | 5-5    | 3   | 14 | 2  | .895  |
| 1 KUBICOVA Tereza..  | .364 | 5-5   | 11  | 4  | 4  | 0  | 0  | 0  | 2   | 4  | .364 | 2  | 0   | 0  | 0   | .462  | 0  | 0  | 0-0    | 4   | 0  | 1  | .800  |
| 7 VAGNEROVA Pavlina  | .333 | 5-5   | 3   | 4  | 1  | 0  | 0  | 0  | 1   | 1  | .333 | 3  | 0   | 0  | 0   | .667  | 0  | 1  | 4-4    | 10  | 1  | 0  | 1.000 |
| 64 JOZSOVA Denisa... | .300 | 4-4   | 10  | 1  | 3  | 0  | 0  | 0  | 3   | 3  | .300 | 0  | 1   | 0  | 0   | .364  | 0  | 0  | 0-0    | 1   | 0  | 0  | 1.000 |
| 44 MALA Kristyna.... | .286 | 4-4   | 7   | 3  | 2  | 0  | 0  | 0  | 1   | 2  | .286 | 2  | 0   | 0  | 0   | .444  | 0  | 1  | 4-4    | 1   | 1  | 0  | 1.000 |
| 13 BABKOVA Marketa.. | .250 | 3-2   | 4   | 1  | 1  | 0  | 0  | 0  | 2   | 1  | .250 | 0  | 0   | 0  | 0   | .200  | 1  | 0  | 0-0    | 1   | 0  | 0  | 1.000 |
| 18 HALABURTOVA Marie | .222 | 4-4   | 9   | 3  | 2  | 0  | 0  | 0  | 2   | 2  | .222 | 0  | 0   | 1  | 0   | .222  | 0  | 4  | 1-1    | 4   | 7  | 2  | .846  |
| 17 PAVLIKOVA Anna... | .143 | 4-4   | 7   | 2  | 1  | 0  | 0  | 0  | 1   | 1  | .143 | 0  | 0   | 2  | 0   | .143  | 0  | 3  | 1-1    | 17  | 3  | 0  | 1.000 |
| 22 WALTEROVA Aneta.. | .143 | 5-4   | 7   | 2  | 1  | 0  | 0  | 0  | 0   | 1  | .143 | 1  | 2   | 0  | 0   | .400  | 0  | 0  | 1-1    | 3   | 5  | 2  | .800  |
| 2 POLAKOVA Michaela  | .000 | 1-1   | 0   | 0  | 0  | 0  | 0  | 0  | 0   | 0  | .000 | 1  | 0   | 0  | 0   | 1.000 | 0  | 0  | 1-1    | 1   | 0  | 0  | 1.000 |
| Totals.....          | .301 | 7-7   | 136 | 44 | 41 | 4  | 1  | 0  | 28  | 47 | .346 | 21 | 5   | 5  | 0   | .406  | 3  | 9  | 32-35  | 111 | 50 | 10 | .942  |
| Opponents.....       | .155 | 7-7   | 129 | 11 | 20 | 2  | 1  | 0  | 7   | 24 | .186 | 9  | 0   | 33 | 2   | .210  | 0  | 5  | 8-10   | 100 | 49 | 21 | .876  |

LOB - Team (30), Opp (21). DPs turned - Team (4), Opp (2).

(All games Sorted by Earned run avg)

| Player               | ERA  | W-L | APP | GS | CG | SHO/CBO | SV | IP   | H  | R  | ER | BB | SO | 2B | 3B | HR | AB  | B/Avg | WP | HBP | BK | SFA | SHA |
|----------------------|------|-----|-----|----|----|---------|----|------|----|----|----|----|----|----|----|----|-----|-------|----|-----|----|-----|-----|
| 32 VYBORNA Apolena.. | 1.03 | 1-1 | 2   | 2  | 1  | 1/0     | 0  | 11.2 | 7  | 3  | 2  | 3  | 10 | 1  | 0  | 0  | 42  | .167  | 3  | 0   | 0  | 0   | 1   |
| 11 MENCIKOVA Pavlina | 0.62 | 2-0 | 2   | 2  | 1  | 1/0     | 0  | 9.2  | 3  | 1  | 1  | 1  | 14 | 0  | 0  | 0  | 30  | .100  | 2  | 0   | 0  | 0   | 0   |
| 88 FURKOVA Jana..... | 0.72 | 1-0 | 4   | 0  | 0  | 0/1     | 0  | 8.1  | 2  | 2  | 1  | 2  | 4  | 0  | 0  | 0  | 27  | .074  | 1  | 0   | 0  | 0   | 3   |
| 2 POLAKOVA Michaela  | 0.82 | 2-0 | 4   | 3  | 0  | 0/1     | 0  | 7.1  | 8  | 5  | 1  | 3  | 5  | 1  | 1  | 0  | 30  | .267  | 0  | 0   | 0  | 0   | 1   |
| Totals.....          | 0.81 | 6-1 | 7   | 7  | 2  | 3/1     | 0  | 37.0 | 20 | 11 | 5  | 9  | 33 | 2  | 1  | 0  | 129 | .155  | 6  | 0   | 0  | 0   | 5   |
| Opponents.....       | 4.32 | 1-6 | 7   | 7  | 4  | 1/0     | 0  | 33.1 | 41 | 44 | 24 | 21 | 5  | 4  | 1  | 0  | 136 | .301  | 4  | 5   | 1  | 3   | 9   |

PB - Team (3), COUFALOVA 1, TABACKOVA 1, VAGNEROVA 1, Opp (9). SBA/ATT - TABACKOVA (4-4), VAGNEROVA (2-3), VYBORNA (3-3), MENCIKOVA (1-3), COUFALOVA (2-3), POLAKOVA (2-2), FURKOVA (2-2).

(All games Sorted by Fielding pct)

| Player               | C   | PO  | A  | E  | FLD%  | Dps | SBA | CSB | SBA%  | PB | CI |
|----------------------|-----|-----|----|----|-------|-----|-----|-----|-------|----|----|
| 17 PAVLIKOVA Anna... | 20  | 17  | 3  | 0  | 1.000 | 2   | 0   | 0   | ---   | 0  | 0  |
| 25 KLIMPLOVA Veronik | 19  | 14  | 5  | 0  | 1.000 | 1   | 0   | 0   | ---   | 0  | 0  |
| 88 FURKOVA Jana..... | 18  | 17  | 1  | 0  | 1.000 | 1   | 2   | 0   | 1.000 | 0  | 0  |
| 30 COUFALOVA Julie.. | 17  | 14  | 3  | 0  | 1.000 | 2   | 2   | 1   | .667  | 1  | 0  |
| 32 VYBORNA Apolena.. | 15  | 9   | 6  | 0  | 1.000 | 1   | 3   | 0   | 1.000 | 0  | 0  |
| 7 VAGNEROVA Pavlina  | 11  | 10  | 1  | 0  | 1.000 | 0   | 2   | 1   | .667  | 1  | 0  |
| 12 TABACKOVA Nikol.. | 11  | 10  | 1  | 0  | 1.000 | 0   | 4   | 0   | 1.000 | 1  | 0  |
| 11 MENCIKOVA Pavlina | 3   | 1   | 2  | 0  | 1.000 | 0   | 1   | 2   | .333  | 0  | 0  |
| 44 MALA Kristyna.... | 2   | 1   | 1  | 0  | 1.000 | 0   | 0   | 0   | ---   | 0  | 0  |
| 13 BABKOVA Marketa.. | 1   | 1   | 0  | 0  | 1.000 | 0   | 0   | 0   | ---   | 0  | 0  |
| 2 POLAKOVA Michaela  | 1   | 1   | 0  | 0  | 1.000 | 0   | 2   | 0   | 1.000 | 0  | 0  |
| 64 JOZSOVA Denisa... | 1   | 1   | 0  | 0  | 1.000 | 0   | 0   | 0   | ---   | 0  | 0  |
| 14 JORDAKOVA Lenka.. | 19  | 3   | 14 | 2  | .895  | 1   | 0   | 0   | ---   | 0  | 0  |
| 18 HALABURTOVA Marie | 13  | 4   | 7  | 2  | .846  | 2   | 0   | 0   | ---   | 0  | 0  |
| 22 WALTEROVA Aneta.. | 10  | 3   | 5  | 2  | .800  | 0   | 0   | 0   | ---   | 0  | 0  |
| 1 KUBICOVA Tereza..  | 5   | 4   | 0  | 1  | .800  | 0   | 0   | 0   | ---   | 0  | 0  |
| 21 SKOLOVA Adela.... | 5   | 1   | 1  | 3  | .400  | 0   | 0   | 0   | ---   | 0  | 0  |
| Totals.....          | 171 | 111 | 50 | 10 | .942  | 4   | 8   | 2   | .800  | 3  | 0  |
| Opponents.....       | 170 | 100 | 49 | 21 | .876  | 2   | 32  | 3   | .914  | 9  | 0  |

Hitting minimums - 2.0 TPA/Game  
Pitching minimums - 1.6 IP/Game



# European Championship Cadet Girls

Ostrava (Czech Republic) - August 5<sup>th</sup> / 10<sup>th</sup>, 2013



## Teams' Stats

|  |                |            |
|--|----------------|------------|
|  | <b>Germany</b> | <b>GER</b> |
|--|----------------|------------|

EChCG Ostrava 2013  
Overall Statistics for FED. REP. OF GERMANY (as of Aug 08, 2013)  
(All games Sorted by Batting avg)

Record: 2-5

| Player                | AVG  | GP-GS | AB  | R  | H  | 2B | 3B | HR | RBI | TB | SLG% | BB | HBP | SO | GDP | OB%  | SF | SH | SB-ATT | PO | A  | E  | FLD%  |
|-----------------------|------|-------|-----|----|----|----|----|----|-----|----|------|----|-----|----|-----|------|----|----|--------|----|----|----|-------|
| 5 HIERONYMUS Anne..   | .417 | 7-7   | 12  | 6  | 5  | 1  | 0  | 0  | 2   | 6  | .500 | 2  | 3   | 1  | 0   | .588 | 0  | 1  | 2-3    | 19 | 4  | 3  | .885  |
| 11 NEUMANN Klara....  | .368 | 7-7   | 19  | 7  | 7  | 2  | 2  | 0  | 5   | 13 | .684 | 1  | 0   | 2  | 0   | .400 | 0  | 0  | 3-4    | 19 | 2  | 2  | .913  |
| 24 BROSCHE Fiona..... | .333 | 7-7   | 18  | 6  | 6  | 3  | 0  | 0  | 3   | 9  | .500 | 2  | 0   | 0  | 0   | .400 | 0  | 0  | 1-1    | 6  | 3  | 3  | .750  |
| 2 STEFFEN Chiara...   | .294 | 7-7   | 17  | 3  | 5  | 2  | 0  | 0  | 5   | 7  | .412 | 0  | 0   | 0  | 0   | .294 | 0  | 1  | 0-0    | 8  | 4  | 2  | .857  |
| 26 PETER Katrin.....  | .250 | 7-7   | 16  | 4  | 4  | 0  | 0  | 0  | 0   | 4  | .250 | 2  | 0   | 3  | 1   | .333 | 0  | 0  | 1-2    | 14 | 2  | 1  | .941  |
| 19 THIEL Alyce.....   | .111 | 7-7   | 9   | 4  | 1  | 0  | 0  | 0  | 2   | 1  | .111 | 3  | 0   | 3  | 0   | .333 | 0  | 3  | 1-1    | 6  | 9  | 4  | .789  |
| -----                 |      |       |     |    |    |    |    |    |     |    |      |    |     |    |     |      |    |    |        |    |    |    |       |
| 15 DUNFORD Maxine...  | .500 | 7-7   | 6   | 5  | 3  | 0  | 0  | 0  | 0   | 3  | .500 | 2  | 1   | 0  | 0   | .667 | 0  | 1  | 3-3    | 4  | 2  | 1  | .857  |
| 18 ZIPPENFENIG Talit  | .500 | 5-3   | 4   | 1  | 2  | 0  | 0  | 0  | 1   | 2  | .500 | 2  | 0   | 1  | 0   | .667 | 0  | 0  | 1-1    | 0  | 0  | 1  | .000  |
| 13 DICKMEISS Julia..  | .500 | 3-2   | 2   | 2  | 1  | 0  | 0  | 0  | 0   | 1  | .500 | 4  | 0   | 0  | 0   | .833 | 0  | 0  | 1-1    | 1  | 2  | 0  | 1.000 |
| 17 HOFMANN Louisa...  | .333 | 7-2   | 6   | 2  | 2  | 0  | 0  | 0  | 2   | 2  | .333 | 2  | 0   | 2  | 0   | .500 | 0  | 0  | 0-1    | 2  | 0  | 0  | 1.000 |
| 21 THEISSEN Alisha..  | .333 | 5-4   | 6   | 2  | 2  | 0  | 0  | 0  | 0   | 2  | .333 | 3  | 1   | 0  | 0   | .600 | 0  | 0  | 0-0    | 2  | 1  | 2  | .600  |
| 9 HELD Katharina...   | .333 | 4-1   | 3   | 2  | 1  | 0  | 0  | 0  | 0   | 1  | .333 | 3  | 0   | 1  | 0   | .667 | 0  | 0  | 2-2    | 0  | 0  | 0  | .000  |
| 25 SCHWORER Michele.  | .231 | 7-7   | 13  | 2  | 3  | 0  | 0  | 0  | 2   | 3  | .231 | 0  | 0   | 4  | 0   | .231 | 0  | 0  | 0-0    | 3  | 3  | 5  | .545  |
| 14 MAC KENZIE Celina  | .000 | 5-0   | 1   | 1  | 0  | 0  | 0  | 0  | 0   | 0  | .000 | 1  | 0   | 0  | 0   | .500 | 0  | 0  | 0-0    | 0  | 0  | 0  | .000  |
| 4 GUNZEL Selina....   | .000 | 1-1   | 0   | 0  | 0  | 0  | 0  | 0  | 0   | 0  | .000 | 0  | 0   | 0  | 0   | .000 | 0  | 0  | 0-0    | 2  | 1  | 0  | 1.000 |
| Totals.....           | .318 | 7-7   | 132 | 47 | 42 | 8  | 2  | 0  | 22  | 54 | .409 | 27 | 5   | 17 | 1   | .451 | 0  | 6  | 15-19  | 86 | 33 | 24 | .832  |
| Opponents.....        | .326 | 7-7   | 138 | 56 | 45 | 4  | 1  | 0  | 32  | 51 | .370 | 27 | 10  | 19 | 0   | .461 | 3  | 5  | 21-23  | 90 | 46 | 32 | .810  |

LOB - Team (34), Opp (42). DPs turned - Team (1), Opp (2).

(All games Sorted by Earned run avg)

| Player                | ERA   | W-L | APP | GS | CG | SHO/CBO | SV | IP   | H  | R  | ER | BB | SO | 2B | 3B | HR | AB  | B/Avg | WP | HBP | BK | SFA | SHA |
|-----------------------|-------|-----|-----|----|----|---------|----|------|----|----|----|----|----|----|----|----|-----|-------|----|-----|----|-----|-----|
| -----                 |       |     |     |    |    |         |    |      |    |    |    |    |    |    |    |    |     |       |    |     |    |     |     |
| 13 DICKMEISS Julia..  | 2.32  | 2-1 | 5   | 1  | 0  | 0/0     | 0  | 10.1 | 17 | 15 | 4  | 2  | 5  | 1  | 0  | 0  | 50  | .340  | 0  | 3   | 0  | 1   | 0   |
| 24 BROSCHE Fiona..... | 3.60  | 0-0 | 3   | 1  | 0  | 0/0     | 0  | 3.1  | 1  | 7  | 2  | 4  | 7  | 0  | 0  | 0  | 16  | .063  | 3  | 3   | 0  | 0   | 0   |
| 9 HELD Katharina...   | 3.60  | 0-0 | 2   | 0  | 0  | 0/0     | 0  | 1.2  | 0  | 1  | 1  | 2  | 1  | 0  | 0  | 0  | 3   | .000  | 3  | 1   | 0  | 0   | 0   |
| 4 GUNZEL Selina....   | 8.31  | 0-2 | 3   | 2  | 0  | 0/0     | 0  | 8.2  | 23 | 18 | 12 | 7  | 3  | 3  | 0  | 0  | 49  | .469  | 1  | 1   | 0  | 1   | 5   |
| 21 THEISSEN Alisha..  | 15.43 | 0-2 | 3   | 1  | 0  | 0/0     | 0  | 4.2  | 4  | 15 | 12 | 12 | 3  | 0  | 1  | 0  | 20  | .200  | 6  | 2   | 0  | 1   | 0   |
| Totals.....           | 6.49  | 2-5 | 7   | 7  | 0  | 0/0     | 0  | 28.2 | 45 | 56 | 31 | 27 | 19 | 4  | 1  | 0  | 138 | .326  | 13 | 10  | 0  | 3   | 5   |
| Opponents.....        | 3.80  | 5-2 | 7   | 7  | 2  | 0/0     | 0  | 30.0 | 42 | 47 | 19 | 27 | 17 | 8  | 2  | 0  | 132 | .318  | 9  | 5   | 0  | 0   | 6   |

PB - Team (5), BROSCHE 2, HIERONYMUS 2, PETER 1, Opp (14). SBA/ATT - BROSCHE (14-15), THEISSEN (10-11), PETER (9-10), GUNZEL (6-7), DICKMEISS (3-3).

(All games Sorted by Fielding pct)

| Player                | C   | PO | A  | E  | FLD%  | Dps | SBA | CSB | SBA%  | PB | CI |
|-----------------------|-----|----|----|----|-------|-----|-----|-----|-------|----|----|
| 13 DICKMEISS Julia..  | 3   | 1  | 2  | 0  | 1.000 | 0   | 3   | 0   | 1.000 | 0  | 0  |
| 4 GUNZEL Selina....   | 3   | 2  | 1  | 0  | 1.000 | 0   | 6   | 1   | .857  | 0  | 0  |
| 17 HOFMANN Louisa...  | 2   | 2  | 0  | 0  | 1.000 | 0   | 0   | 0   | ---   | 0  | 0  |
| 26 PETER Katrin.....  | 17  | 14 | 2  | 1  | .941  | 0   | 9   | 1   | .900  | 1  | 0  |
| 11 NEUMANN Klara....  | 23  | 19 | 2  | 2  | .913  | 1   | 0   | 0   | ---   | 0  | 0  |
| 5 HIERONYMUS Anne..   | 26  | 19 | 4  | 3  | .885  | 1   | 0   | 0   | ---   | 2  | 0  |
| 2 STEFFEN Chiara...   | 14  | 8  | 4  | 2  | .857  | 0   | 0   | 0   | ---   | 0  | 0  |
| 15 DUNFORD Maxine...  | 7   | 4  | 2  | 1  | .857  | 0   | 0   | 0   | ---   | 0  | 0  |
| 19 THIEL Alyce.....   | 19  | 6  | 9  | 4  | .789  | 0   | 0   | 0   | ---   | 0  | 0  |
| 24 BROSCHE Fiona..... | 12  | 6  | 3  | 3  | .750  | 0   | 14  | 1   | .933  | 2  | 0  |
| 21 THEISSEN Alisha..  | 5   | 2  | 1  | 2  | .600  | 0   | 10  | 1   | .909  | 0  | 0  |
| 25 SCHWORER Michele.  | 11  | 3  | 3  | 5  | .545  | 0   | 0   | 0   | ---   | 0  | 0  |
| 18 ZIPPENFENIG Talit  | 1   | 0  | 0  | 1  | .000  | 0   | 0   | 0   | ---   | 0  | 0  |
| 9 HELD Katharina...   | 0   | 0  | 0  | 0  | .000  | 0   | 0   | 0   | ---   | 0  | 0  |
| 14 MAC KENZIE Celina  | 0   | 0  | 0  | 0  | .000  | 0   | 0   | 0   | ---   | 0  | 0  |
| Totals.....           | 143 | 86 | 33 | 24 | .832  | 1   | 21  | 2   | .913  | 5  | 0  |
| Opponents.....        | 168 | 90 | 46 | 32 | .810  | 2   | 15  | 4   | .789  | 14 | 0  |

Hitting minimums - 2.0 TPA/Game

Pitching minimums - 1.6 IP/Game





# European Championship Cadet Girls

Ostrava (Czech Republic) - August 5<sup>th</sup> / 10<sup>th</sup>, 2013



## Teams' Stats



### Great Britain

GBR

EChCG Ostrava 2013  
Overall Statistics for UNITED KINGDOM (as of Aug 08, 2013)  
(All games Sorted by Batting avg)

Record: 2-5

| Player               | AVG  | GP-GS | AB  | R  | H  | 2B | 3B | HR | RBI | TB | SLG% | BB | HBP | SO | GDP | OB%  | SF | SH | SB-ATT | PO  | A  | E  | FLD%  |
|----------------------|------|-------|-----|----|----|----|----|----|-----|----|------|----|-----|----|-----|------|----|----|--------|-----|----|----|-------|
| 18 SNOW Alana.....   | .353 | 7-7   | 17  | 8  | 6  | 0  | 0  | 1  | 4   | 9  | .529 | 0  | 0   | 3  | 0   | .353 | 0  | 0  | 3-4    | 5   | 8  | 2  | .867  |
| 15 ROBINSON Chelsie. | .333 | 7-7   | 15  | 4  | 5  | 0  | 0  | 0  | 1   | 5  | .333 | 4  | 0   | 1  | 0   | .474 | 0  | 0  | 0-0    | 2   | 6  | 1  | .889  |
| 31 DOWD Eleanor..... | .333 | 7-7   | 15  | 2  | 5  | 1  | 0  | 0  | 4   | 6  | .400 | 2  | 0   | 2  | 0   | .412 | 0  | 1  | 2-2    | 34  | 3  | 0  | 1.000 |
| 27 COOK Lorin.....   | .313 | 7-7   | 16  | 2  | 5  | 1  | 0  | 0  | 3   | 6  | .375 | 3  | 0   | 3  | 0   | .421 | 0  | 0  | 0-0    | 7   | 7  | 9  | .609  |
| 10 HIRAI Laura.....  | .278 | 7-7   | 18  | 4  | 5  | 0  | 0  | 0  | 0   | 5  | .278 | 0  | 0   | 3  | 0   | .278 | 0  | 1  | 2-3    | 12  | 8  | 5  | .800  |
| 32 WIGINGTON Sian... | .188 | 7-7   | 16  | 3  | 3  | 0  | 0  | 0  | 2   | 3  | .188 | 2  | 0   | 3  | 0   | .278 | 0  | 0  | 1-1    | 28  | 4  | 5  | .865  |
| 7 HENSON Ella.....   | .133 | 7-7   | 15  | 2  | 2  | 0  | 0  | 0  | 1   | 2  | .133 | 5  | 0   | 4  | 0   | .350 | 0  | 1  | 0-1    | 1   | 1  | 1  | .667  |
| 55 HUTCHISON Amie... | .071 | 7-7   | 14  | 1  | 1  | 0  | 0  | 0  | 1   | 1  | .071 | 4  | 0   | 4  | 0   | .278 | 0  | 0  | 0-1    | 6   | 17 | 3  | .885  |
| -----                |      |       |     |    |    |    |    |    |     |    |      |    |     |    |     |      |    |    |        |     |    |    |       |
| 14 MACKINNON Gemma.. | .000 | 5-5   | 9   | 2  | 0  | 0  | 0  | 0  | 2   | 0  | .000 | 1  | 0   | 5  | 0   | .100 | 0  | 1  | 0-0    | 0   | 0  | 2  | .000  |
| 33 DOWD Matilda..... | .000 | 2-1   | 3   | 0  | 0  | 0  | 0  | 0  | 0   | 0  | .000 | 0  | 0   | 0  | 0   | .000 | 0  | 0  | 0-0    | 0   | 0  | 0  | .000  |
| 16 THOMAS Imogen.... | .000 | 2-1   | 2   | 0  | 0  | 0  | 0  | 0  | 0   | 0  | .000 | 0  | 0   | 0  | 0   | .000 | 0  | 0  | 0-0    | 0   | 0  | 0  | .000  |
| 8 RUSHIN Jasmine...  | .000 | 6-4   | 1   | 0  | 0  | 0  | 0  | 0  | 0   | 0  | .000 | 0  | 0   | 0  | 0   | .000 | 0  | 0  | 0-0    | 2   | 0  | 1  | .667  |
| Totals.....          | .227 | 7-7   | 141 | 28 | 32 | 2  | 0  | 1  | 18  | 37 | .262 | 21 | 0   | 28 | 0   | .327 | 0  | 4  | 8-12   | 97  | 54 | 29 | .839  |
| Opponents.....       | .232 | 7-7   | 138 | 41 | 32 | 4  | 2  | 0  | 23  | 40 | .290 | 19 | 4   | 23 | 1   | .342 | 0  | 9  | 16-19  | 105 | 49 | 14 | .917  |

LOB - Team (33), Opp (32). DPs turned - Team (1). IBB - Team (1), HUTCHISON 1.

(All games Sorted by Earned run avg)

| Player               | ERA  | W-L | APP | GS | CG | SHO/CBO | SV | IP   | H  | R  | ER | BB | SO | 2B | 3B | HR | AB  | B/Avg | WP | HBP | BK | SFA | SHA |
|----------------------|------|-----|-----|----|----|---------|----|------|----|----|----|----|----|----|----|----|-----|-------|----|-----|----|-----|-----|
| 55 HUTCHISON Amie... | 2.77 | 1-3 | 6   | 5  | 2  | 0/1     | 0  | 17.1 | 21 | 27 | 8  | 11 | 17 | 3  | 2  | 0  | 83  | .253  | 4  | 0   | 1  | 0   | 4   |
| -----                |      |     |     |    |    |         |    |      |    |    |    |    |    |    |    |    |     |       |    |     |    |     |     |
| 27 COOK Lorin.....   | 0.55 | 1-1 | 4   | 1  | 0  | 0/1     | 0  | 11.0 | 8  | 7  | 1  | 3  | 5  | 1  | 0  | 0  | 40  | .200  | 0  | 4   | 0  | 0   | 2   |
| 18 SNOW Alana.....   | 6.00 | 0-1 | 1   | 1  | 1  | 0/0     | 0  | 4.0  | 3  | 7  | 4  | 5  | 1  | 0  | 0  | 0  | 15  | .200  | 2  | 0   | 0  | 0   | 3   |
| Totals.....          | 2.41 | 2-5 | 7   | 7  | 3  | 1/1     | 0  | 32.1 | 32 | 41 | 13 | 19 | 23 | 4  | 2  | 0  | 138 | .232  | 6  | 4   | 1  | 0   | 9   |
| Opponents.....       | 2.06 | 5-2 | 7   | 7  | 5  | 2/0     | 0  | 35.0 | 32 | 28 | 12 | 21 | 28 | 2  | 0  | 1  | 141 | .227  | 5  | 0   | 0  | 0   | 4   |

PB - Team (20), DOWD E. 11, ROBINSON 6, SNOW 3, Opp (9). SBA/ATT - SNOW (10-11), HUTCHISON (6-8), DOWD E. (6-8), COOK (6-6), ROBINSON (4-5).

(All games Sorted by Fielding pct)

| Player               | C   | PO  | A  | E  | FLD%  | Dps | SBA | CSB | SBA%  | PB | CI |
|----------------------|-----|-----|----|----|-------|-----|-----|-----|-------|----|----|
| 31 DOWD Eleanor..... | 37  | 34  | 3  | 0  | 1.000 | 1   | 6   | 2   | .750  | 11 | 0  |
| 15 ROBINSON Chelsie. | 9   | 2   | 6  | 1  | .889  | 0   | 4   | 1   | .800  | 6  | 0  |
| 55 HUTCHISON Amie... | 26  | 6   | 17 | 3  | .885  | 1   | 6   | 2   | .750  | 0  | 0  |
| 18 SNOW Alana.....   | 15  | 5   | 8  | 2  | .867  | 0   | 10  | 1   | .909  | 3  | 0  |
| 32 WIGINGTON Sian... | 37  | 28  | 4  | 5  | .865  | 1   | 0   | 0   | ---   | 0  | 0  |
| 10 HIRAI Laura.....  | 25  | 12  | 8  | 5  | .800  | 0   | 0   | 0   | ---   | 0  | 0  |
| 7 HENSON Ella.....   | 3   | 1   | 1  | 1  | .667  | 0   | 0   | 0   | ---   | 0  | 0  |
| 8 RUSHIN Jasmine...  | 3   | 2   | 0  | 1  | .667  | 0   | 0   | 0   | ---   | 0  | 0  |
| 27 COOK Lorin.....   | 23  | 7   | 7  | 9  | .609  | 0   | 6   | 0   | 1.000 | 0  | 0  |
| 14 MACKINNON Gemma.. | 2   | 0   | 0  | 2  | .000  | 0   | 0   | 0   | ---   | 0  | 0  |
| 33 DOWD Matilda..... | 0   | 0   | 0  | 0  | .000  | 0   | 0   | 0   | ---   | 0  | 0  |
| 16 THOMAS Imogen...  | 0   | 0   | 0  | 0  | .000  | 0   | 0   | 0   | ---   | 0  | 0  |
| Totals.....          | 180 | 97  | 54 | 29 | .839  | 1   | 16  | 3   | .842  | 20 | 0  |
| Opponents.....       | 168 | 105 | 49 | 14 | .917  | 0   | 8   | 4   | .667  | 9  | 0  |

Hitting minimums - 2.0 TPA/Game  
Pitching minimums - 1.6 IP/Game



# European Championship Cadet Girls

Ostrava (Czech Republic) - August 5<sup>th</sup> / 10<sup>th</sup>, 2013



## Teams' Stats



### Lithuania

### LTU

EChCG Ostrava 2013  
Overall Statistics for REP. OF LITHUANIA (as of Aug 08, 2013)  
(All games Sorted by Batting avg)

Record: 0-5

| Player               | AVG  | GP-GS | AB | R  | H  | 2B | 3B | HR | RBI | TB | SLG% | BB | HBP | SO | GDP | OB%   | SF | SH | SB-ATT | PO | A  | E  | FLD% |  |
|----------------------|------|-------|----|----|----|----|----|----|-----|----|------|----|-----|----|-----|-------|----|----|--------|----|----|----|------|--|
| -----                |      |       |    |    |    |    |    |    |     |    |      |    |     |    |     |       |    |    |        |    |    |    |      |  |
| 7 PASKOCIMAITE Gina  | .333 | 5-5   | 6  | 0  | 2  | 0  | 0  | 0  | 2   | 2  | .333 | 2  | 0   | 2  | 0   | .500  | 0  | 0  | 1-2    | 2  | 1  | 8  | .273 |  |
| 10 AUGULEVICIUTE Dor | .333 | 5-5   | 6  | 2  | 2  | 0  | 0  | 0  | 0   | 2  | .333 | 0  | 3   | 1  | 0   | .556  | 0  | 0  | 2-2    | 3  | 0  | 2  | .600 |  |
| 3 KORSAKAITE Ieva..  | .250 | 4-3   | 4  | 1  | 1  | 0  | 0  | 0  | 1   | 1  | .250 | 0  | 0   | 1  | 0   | .250  | 0  | 0  | 0-0    | 5  | 0  | 2  | .714 |  |
| 15 ALEKSANDRAVICIUTE | .250 | 5-4   | 4  | 0  | 1  | 0  | 0  | 0  | 0   | 1  | .250 | 0  | 1   | 1  | 0   | .400  | 0  | 0  | 0-0    | 2  | 3  | 1  | .833 |  |
| 14 BAZDZIUTE Akvile. | .000 | 5-5   | 7  | 1  | 0  | 0  | 0  | 0  | 0   | 0  | .000 | 0  | 0   | 3  | 0   | .000  | 0  | 0  | 0-0    | 4  | 4  | 7  | .533 |  |
| 11 KARENAUSKAITE God | .000 | 5-5   | 7  | 1  | 0  | 0  | 0  | 0  | 0   | 0  | .000 | 0  | 1   | 5  | 0   | .125  | 0  | 0  | 0-0    | 5  | 5  | 2  | .833 |  |
| 16 STASAUKAITE Vilma | .000 | 5-4   | 6  | 0  | 0  | 0  | 0  | 0  | 0   | 0  | .000 | 0  | 0   | 4  | 0   | .000  | 0  | 0  | 0-0    | 2  | 0  | 4  | .333 |  |
| 12 TOMASEVICIUTE Aug | .000 | 5-5   | 6  | 0  | 0  | 0  | 0  | 0  | 0   | 0  | .000 | 0  | 0   | 4  | 0   | .000  | 0  | 0  | 0-0    | 1  | 0  | 4  | .200 |  |
| 18 VENSLOVAITE Gabij | .000 | 5-5   | 3  | 1  | 0  | 0  | 0  | 0  | 0   | 0  | .000 | 1  | 0   | 3  | 0   | .250  | 0  | 0  | 0-0    | 11 | 1  | 3  | .800 |  |
| 2 KVASAITE Aiste...  | .000 | 5-5   | 2  | 0  | 0  | 0  | 0  | 0  | 1   | 0  | .000 | 3  | 1   | 1  | 0   | .667  | 0  | 0  | 0-1    | 1  | 6  | 8  | .467 |  |
| 25 SIURNAITE Kamilij | .000 | 5-0   | 0  | 0  | 0  | 0  | 0  | 0  | 0   | 0  | .000 | 2  | 0   | 0  | 0   | 1.000 | 0  | 0  | 0-0    | 0  | 0  | 0  | .000 |  |
| 19 DAKNYTE Eigile... | .000 | 1-0   | 0  | 0  | 0  | 0  | 0  | 0  | 0   | 0  | .000 | 0  | 0   | 0  | 0   | .000  | 0  | 0  | 0-0    | 0  | 0  | 0  | .000 |  |
| Totals.....          | .118 | 5-5   | 51 | 6  | 6  | 0  | 0  | 0  | 4   | 6  | .118 | 8  | 6   | 25 | 0   | .308  | 0  | 0  | 3-5    | 36 | 20 | 41 | .577 |  |
| Opponents.....       | .434 | 5-5   | 76 | 94 | 33 | 8  | 3  | 0  | 45  | 47 | .618 | 61 | 1   | 2  | 0   | .683  | 1  | 4  | 35-38  | 48 | 12 | 1  | .984 |  |

LOB - Team (11), Opp (13).

(All games Sorted by Earned run avg)

| Player               | ERA   | W-L | APP | GS | CG | SHO/CBO | SV | IP   | H  | R  | ER | BB | SO | 2B | 3B | HR | AB | B/Avg | WP | HBP | BK | SFA | SHA |  |
|----------------------|-------|-----|-----|----|----|---------|----|------|----|----|----|----|----|----|----|----|----|-------|----|-----|----|-----|-----|--|
| -----                |       |     |     |    |    |         |    |      |    |    |    |    |    |    |    |    |    |       |    |     |    |     |     |  |
| 14 BAZDZIUTE Akvile. | 9.00  | 0-1 | 2   | 1  | 0  | 0/0     | 0  | 3.1  | 4  | 14 | 5  | 8  | 1  | 1  | 0  | 0  | 17 | .235  | 1  | 1   | 0  | 0   | 2   |  |
| 7 PASKOCIMAITE Gina  | 16.80 | 0-1 | 3   | 1  | 1  | 0/0     | 0  | 5.0  | 11 | 35 | 14 | 27 | 0  | 1  | 3  | 0  | 25 | .440  | 17 | 0   | 0  | 0   | 2   |  |
| 11 KARENAUSKAITE God | 32.73 | 0-3 | 4   | 2  | 1  | 0/0     | 0  | 3.2  | 18 | 45 | 20 | 26 | 1  | 6  | 0  | 0  | 34 | .529  | 11 | 0   | 0  | 1   | 0   |  |
| Totals.....          | 19.50 | 0-5 | 5   | 5  | 2  | 0/0     | 0  | 12.0 | 33 | 94 | 39 | 61 | 2  | 8  | 3  | 0  | 76 | .434  | 29 | 1   | 0  | 1   | 4   |  |
| Opponents.....       | 1.50  | 5-0 | 5   | 5  | 2  | 2/0     | 0  | 16.0 | 6  | 6  | 4  | 8  | 25 | 0  | 0  | 0  | 51 | .118  | 3  | 6   | 0  | 0   | 0   |  |

PB - Team (30), PASKOCIMAITE 9, KVASAITE 7, STASAUKAITE 6, ALEKSANDRAV. 6, KARENAUSKAI. 2, Opp (3). SBA/ATT - PASKOCIMAITE (25-27), KVASAITE (15-18), KARENAUSKAI. (15-16), STASAUKAITE (7-7), BAZDZIUTE (4-4), ALEKSANDRAV. (4-4).

(All games Sorted by Fielding pct)

| Player               | C  | PO | A  | E  | FLD% | Dps | SBA | CSB | SBA%  | PB | CI |
|----------------------|----|----|----|----|------|-----|-----|-----|-------|----|----|
| -----                |    |    |    |    |      |     |     |     |       |    |    |
| 11 KARENAUSKAITE God | 12 | 5  | 5  | 2  | .833 | 0   | 15  | 1   | .938  | 2  | 0  |
| 15 ALEKSANDRAVICIUTE | 6  | 2  | 3  | 1  | .833 | 0   | 4   | 0   | 1.000 | 6  | 0  |
| 18 VENSLOVAITE Gabij | 15 | 11 | 1  | 3  | .800 | 0   | 0   | 0   | ---   | 0  | 0  |
| 3 KORSAKAITE Ieva..  | 7  | 5  | 0  | 2  | .714 | 0   | 0   | 0   | ---   | 0  | 0  |
| 10 AUGULEVICIUTE Dor | 5  | 3  | 0  | 2  | .600 | 0   | 0   | 0   | ---   | 0  | 0  |
| 14 BAZDZIUTE Akvile. | 15 | 4  | 4  | 7  | .533 | 0   | 4   | 0   | 1.000 | 0  | 0  |
| 2 KVASAITE Aiste...  | 15 | 1  | 6  | 8  | .467 | 0   | 15  | 3   | .833  | 7  | 0  |
| 16 STASAUKAITE Vilma | 6  | 2  | 0  | 4  | .333 | 0   | 7   | 0   | 1.000 | 6  | 0  |
| 7 PASKOCIMAITE Gina  | 11 | 2  | 1  | 8  | .273 | 0   | 25  | 2   | .926  | 9  | 0  |
| 12 TOMASEVICIUTE Aug | 5  | 1  | 0  | 4  | .200 | 0   | 0   | 0   | ---   | 0  | 0  |
| 19 DAKNYTE Eigile... | 0  | 0  | 0  | 0  | .000 | 0   | 0   | 0   | ---   | 0  | 0  |
| 25 SIURNAITE Kamilij | 0  | 0  | 0  | 0  | .000 | 0   | 0   | 0   | ---   | 0  | 0  |
| Totals.....          | 97 | 36 | 20 | 41 | .577 | 0   | 35  | 3   | .921  | 30 | 0  |
| Opponents.....       | 61 | 48 | 12 | 1  | .984 | 0   | 3   | 2   | .600  | 3  | 0  |

Hitting minimums - 2.0 TPA/Game  
Pitching minimums - 1.6 IP/Game



# European Championship Cadet Girls

Ostrava (Czech Republic) - August 5<sup>th</sup> / 10<sup>th</sup>, 2013



## Teams' Stats

|  |                    |            |
|--|--------------------|------------|
|  | <b>Netherlands</b> | <b>NED</b> |
|--|--------------------|------------|

EChCG Ostrava 2013  
Overall Statistics for THE NETHERLANDS (as of Aug 08, 2013)  
(All games Sorted by Batting avg)

Record: 7-0

| Player                | AVG  | GP-GS | AB  | R  | H  | 2B | 3B | HR | RBI | TB | SLG%  | BB | HBP | SO | GDP | OB%  | SF | SH | SB-ATT | PO | A  | E  | FLD%  |
|-----------------------|------|-------|-----|----|----|----|----|----|-----|----|-------|----|-----|----|-----|------|----|----|--------|----|----|----|-------|
| 12 LOS Isa.....       | .500 | 7-7   | 16  | 8  | 8  | 0  | 1  | 0  | 4   | 10 | .625  | 4  | 1   | 0  | 0   | .619 | 0  | 0  | 3-3    | 2  | 0  | 0  | 1.000 |
| 16 CHARLES Damishah.. | .429 | 7-7   | 21  | 9  | 9  | 3  | 2  | 0  | 7   | 16 | .762  | 2  | 0   | 2  | 0   | .458 | 1  | 1  | 2-2    | 6  | 15 | 1  | .955  |
| 13 UDINK Amy.....     | .400 | 7-7   | 15  | 8  | 6  | 1  | 0  | 0  | 5   | 7  | .467  | 2  | 1   | 2  | 0   | .500 | 0  | 1  | 0-0    | 35 | 1  | 0  | 1.000 |
| 9 WISSINK Laura....   | .389 | 7-6   | 18  | 6  | 7  | 3  | 1  | 0  | 7   | 12 | .667  | 0  | 1   | 1  | 1   | .421 | 0  | 0  | 3-3    | 30 | 4  | 0  | 1.000 |
| 4 BOUWMAN Lisa.....   | .333 | 6-6   | 15  | 5  | 5  | 0  | 0  | 0  | 5   | 5  | .333  | 1  | 0   | 1  | 0   | .375 | 0  | 0  | 2-2    | 1  | 0  | 0  | 1.000 |
| 7 KOCK Shaneequa...   | .308 | 5-5   | 13  | 4  | 4  | 0  | 0  | 0  | 5   | 4  | .308  | 3  | 0   | 3  | 0   | .438 | 0  | 0  | 1-2    | 7  | 6  | 1  | .929  |
| 5 BOS Fleur.....      | .286 | 5-5   | 7   | 3  | 2  | 0  | 0  | 0  | 2   | 2  | .286  | 5  | 1   | 1  | 0   | .615 | 0  | 2  | 1-1    | 9  | 4  | 1  | .929  |
| 3 IANNELLI Laura...   | .250 | 5-5   | 12  | 5  | 3  | 0  | 0  | 0  | 1   | 3  | .250  | 1  | 2   | 1  | 0   | .400 | 0  | 0  | 1-1    | 0  | 0  | 0  | .000  |
| 6 ROOZENBURG Vera..   | .600 | 2-2   | 5   | 3  | 3  | 0  | 1  | 0  | 2   | 5  | 1.000 | 1  | 0   | 0  | 0   | .667 | 0  | 0  | 0-0    | 0  | 0  | 0  | .000  |
| 10 JONG LOY Uchenna.. | .500 | 1-1   | 2   | 1  | 1  | 0  | 0  | 0  | 2   | 1  | .500  | 1  | 0   | 1  | 0   | .667 | 0  | 0  | 0-0    | 0  | 0  | 0  | .000  |
| 17 REMMERS Britt....  | .364 | 5-5   | 11  | 8  | 4  | 0  | 0  | 0  | 4   | 4  | .364  | 2  | 0   | 1  | 0   | .462 | 0  | 0  | 1-1    | 0  | 0  | 0  | .000  |
| 14 DE HOOG Jacquelin  | .333 | 3-2   | 6   | 2  | 2  | 0  | 0  | 0  | 2   | 2  | .333  | 0  | 0   | 0  | 0   | .333 | 0  | 1  | 0-0    | 4  | 5  | 0  | 1.000 |
| 18 VAN ALEBEEK Mandy  | .200 | 3-3   | 5   | 4  | 1  | 0  | 0  | 0  | 1   | 1  | .200  | 2  | 0   | 2  | 0   | .375 | 1  | 0  | 1-1    | 1  | 0  | 0  | 1.000 |
| 19 STUART Rhowan....  | .000 | 4-2   | 7   | 0  | 0  | 0  | 0  | 0  | 0   | 0  | .000  | 0  | 0   | 1  | 0   | .000 | 0  | 0  | 0-0    | 1  | 0  | 0  | 1.000 |
| 15 HOP Lisa.....      | .000 | 1-0   | 0   | 0  | 0  | 0  | 0  | 0  | 0   | 0  | .000  | 0  | 0   | 0  | 0   | .000 | 0  | 0  | 0-0    | 2  | 3  | 0  | 1.000 |
| Totals.....           | .359 | 7-7   | 153 | 66 | 55 | 7  | 5  | 0  | 47  | 72 | .471  | 24 | 6   | 16 | 1   | .459 | 2  | 5  | 15-16  | 99 | 45 | 3  | .980  |
| Opponents.....        | .173 | 7-7   | 110 | 7  | 19 | 2  | 0  | 0  | 4   | 21 | .191  | 19 | 2   | 33 | 1   | .305 | 0  | 2  | 4-7    | 90 | 41 | 26 | .834  |

LOB - Team (34), Opp (27). DPs turned - Team (2), Opp (1).

(All games Sorted by Earned run avg)

| Player               | ERA  | W-L | APP | GS | CG | SHO/CBO | SV | IP   | H  | R  | ER | BB | SO | 2B | 3B | HR | AB  | B/Avg | WP | HBP | BK | SFA | SHA |
|----------------------|------|-----|-----|----|----|---------|----|------|----|----|----|----|----|----|----|----|-----|-------|----|-----|----|-----|-----|
| 1 HETEM Shannon....  | 0.00 | 3-0 | 3   | 2  | 2  | 2/0     | 0  | 11.2 | 7  | 1  | 0  | 4  | 10 | 0  | 0  | 0  | 37  | .189  | 1  | 0   | 0  | 0   | 1   |
| 2 HENDRIKS Nina....  | 2.00 | 3-0 | 3   | 3  | 1  | 0/1     | 0  | 12.0 | 10 | 5  | 4  | 8  | 10 | 2  | 0  | 0  | 44  | .227  | 2  | 1   | 0  | 0   | 0   |
| 14 DE HOOG Jacquelin | 0.00 | 0-0 | 1   | 0  | 0  | 0/1     | 0  | 1.0  | 0  | 0  | 0  | 0  | 2  | 0  | 0  | 0  | 3   | .000  | 0  | 1   | 0  | 0   | 0   |
| 15 HOP Lisa.....     | 0.72 | 1-0 | 3   | 2  | 1  | 1/0     | 0  | 8.1  | 2  | 1  | 1  | 7  | 11 | 0  | 0  | 0  | 26  | .077  | 2  | 0   | 0  | 0   | 1   |
| Totals.....          | 0.91 | 7-0 | 7   | 7  | 4  | 4/1     | 0  | 33.0 | 19 | 7  | 5  | 19 | 33 | 2  | 0  | 0  | 110 | .173  | 5  | 2   | 0  | 0   | 2   |
| Opponents.....       | 6.20 | 0-7 | 7   | 7  | 1  | 0/0     | 0  | 30.0 | 55 | 66 | 31 | 24 | 16 | 7  | 5  | 0  | 153 | .359  | 8  | 6   | 0  | 2   | 5   |

PB - Team (4), WISSINK 2, BOS 2, Opp (16). Pickoffs - Team (1), WISSINK 1. SBA/ATT - WISSINK (4-6), HENDRIKS (1-4), HETEM (2-2), DE HOOG (1-1), BOS (0-1).

(All games Sorted by Fielding pct)

| Player                | C   | PO | A  | E  | FLD%  | Dps | SBA | CSB | SBA%  | PB | CI |
|-----------------------|-----|----|----|----|-------|-----|-----|-----|-------|----|----|
| 13 UDINK Amy.....     | 36  | 35 | 1  | 0  | 1.000 | 2   | 0   | 0   | ---   | 0  | 0  |
| 9 WISSINK Laura....   | 34  | 30 | 4  | 0  | 1.000 | 0   | 4   | 2   | .667  | 2  | 0  |
| 14 DE HOOG Jacquelin  | 9   | 4  | 5  | 0  | 1.000 | 0   | 1   | 0   | 1.000 | 0  | 0  |
| 2 HENDRIKS Nina....   | 6   | 1  | 5  | 0  | 1.000 | 0   | 1   | 3   | .250  | 0  | 0  |
| 15 HOP Lisa.....      | 5   | 2  | 3  | 0  | 1.000 | 0   | 0   | 0   | ---   | 0  | 0  |
| 12 LOS Isa.....       | 2   | 2  | 0  | 0  | 1.000 | 0   | 0   | 0   | ---   | 0  | 0  |
| 1 HETEM Shannon....   | 2   | 0  | 2  | 0  | 1.000 | 0   | 2   | 0   | 1.000 | 0  | 0  |
| 19 STUART Rhowan...   | 1   | 1  | 0  | 0  | 1.000 | 0   | 0   | 0   | ---   | 0  | 0  |
| 18 VAN ALEBEEK Mandy  | 1   | 1  | 0  | 0  | 1.000 | 0   | 0   | 0   | ---   | 0  | 0  |
| 4 BOUWMAN Lisa.....   | 1   | 1  | 0  | 0  | 1.000 | 0   | 0   | 0   | ---   | 0  | 0  |
| 16 CHARLES Damishah.  | 22  | 6  | 15 | 1  | .955  | 1   | 0   | 0   | ---   | 0  | 0  |
| 7 KOCK Shaneequa...   | 14  | 7  | 6  | 1  | .929  | 1   | 0   | 0   | ---   | 0  | 0  |
| 5 BOS Fleur.....      | 14  | 9  | 4  | 1  | .929  | 0   | 0   | 1   | .000  | 2  | 0  |
| 10 JONG LOY Uchenna.. | 0   | 0  | 0  | 0  | .000  | 0   | 0   | 0   | ---   | 0  | 0  |
| 17 REMMERS Britt....  | 0   | 0  | 0  | 0  | .000  | 0   | 0   | 0   | ---   | 0  | 0  |
| 6 ROOZENBURG Vera..   | 0   | 0  | 0  | 0  | .000  | 0   | 0   | 0   | ---   | 0  | 0  |
| 3 IANNELLI Laura...   | 0   | 0  | 0  | 0  | .000  | 0   | 0   | 0   | ---   | 0  | 0  |
| Totals.....           | 147 | 99 | 45 | 3  | .980  | 2   | 4   | 3   | .571  | 4  | 0  |
| Opponents.....        | 157 | 90 | 41 | 26 | .834  | 1   | 15  | 1   | .938  | 16 | 0  |

Hitting minimums - 2.0 TPA/Game  
Pitching minimums - 1.6 IP/Game



# European Championship Cadet Girls

Ostrava (Czech Republic) - August 5<sup>th</sup> / 10<sup>th</sup>, 2013



## Teams' Stats

|   |               |            |
|---|---------------|------------|
|  | <b>Poland</b> | <b>POL</b> |
|---|---------------|------------|

EChCG Ostrava 2013  
Overall Statistics for REPUBLIC OF POLAND (as of Aug 08, 2013)  
(All games Sorted by Batting avg)

Record: 1-4

| Player               | AVG  | GP-GS | AB  | R  | H  | 2B | 3B | HR | RBI | TB | SLG% | BB | HBP | SO | GDP | OB%  | SF | SH | SB-ATT | PO | A  | E  | FLD%  |
|----------------------|------|-------|-----|----|----|----|----|----|-----|----|------|----|-----|----|-----|------|----|----|--------|----|----|----|-------|
| 19 KOZIOL Emilia.... | .500 | 5-5   | 8   | 4  | 4  | 0  | 0  | 0  | 1   | 4  | .500 | 2  | 1   | 2  | 0   | .636 | 0  | 0  | 1-1    | 6  | 3  | 2  | .818  |
| 17 KACZOR Patrycja.. | .400 | 5-4   | 10  | 2  | 4  | 1  | 0  | 0  | 6   | 5  | .500 | 0  | 0   | 3  | 1   | .364 | 1  | 0  | 0-0    | 3  | 3  | 1  | .857  |
| 18 MICHALSKA Karina. | .286 | 5-5   | 7   | 3  | 2  | 0  | 0  | 0  | 2   | 2  | .286 | 3  | 1   | 3  | 0   | .545 | 0  | 0  | 1-1    | 13 | 1  | 2  | .875  |
| 10 MALDRZYKOWSKA Zuz | .231 | 5-5   | 13  | 2  | 3  | 0  | 0  | 0  | 1   | 3  | .231 | 1  | 1   | 4  | 0   | .333 | 0  | 0  | 0-0    | 7  | 2  | 2  | .818  |
| 20 DZIALKOWSKA Aleks | .200 | 5-5   | 15  | 1  | 3  | 0  | 0  | 0  | 1   | 3  | .200 | 1  | 0   | 6  | 0   | .250 | 0  | 0  | 1-1    | 9  | 4  | 5  | .722  |
| 5 MICHALAK Gabriela  | .143 | 5-4   | 7   | 1  | 1  | 0  | 0  | 0  | 1   | 1  | .143 | 3  | 1   | 0  | 0   | .455 | 0  | 0  | 1-1    | 3  | 2  | 1  | .833  |
| 16 RUDYK Klaudia.... | .000 | 5-5   | 14  | 2  | 0  | 0  | 0  | 0  | 1   | 0  | .000 | 2  | 0   | 3  | 0   | .125 | 0  | 0  | 1-2    | 4  | 3  | 0  | 1.000 |
| 15 SCHWARZ Klaudia.. | .000 | 4-4   | 6   | 2  | 0  | 0  | 0  | 0  | 2   | 0  | .000 | 3  | 1   | 1  | 0   | .400 | 0  | 0  | 0-0    | 12 | 3  | 3  | .833  |
| -----                |      |       |     |    |    |    |    |    |     |    |      |    |     |    |     |      |    |    |        |    |    |    |       |
| 14 DZIUK Malgorzata. | .400 | 3-3   | 5   | 2  | 2  | 0  | 0  | 0  | 1   | 2  | .400 | 1  | 1   | 2  | 0   | .571 | 0  | 0  | 1-1    | 2  | 0  | 1  | .667  |
| 12 BASAK Agnieszka.. | .000 | 2-2   | 4   | 0  | 0  | 0  | 0  | 0  | 0   | 0  | .000 | 0  | 0   | 1  | 0   | .000 | 0  | 0  | 0-0    | 1  | 0  | 2  | .333  |
| 9 OSTAREK Justyna..  | .000 | 2-1   | 1   | 0  | 0  | 0  | 0  | 0  | 0   | 0  | .000 | 0  | 0   | 1  | 0   | .000 | 0  | 0  | 0-0    | 1  | 0  | 0  | 1.000 |
| 11 TYMAN Iwona.....  | .000 | 1-1   | 0   | 0  | 0  | 0  | 0  | 0  | 0   | 0  | .000 | 0  | 0   | 0  | 0   | .000 | 0  | 0  | 0-0    | 3  | 0  | 1  | .750  |
| 13 OPALINSKA Daniela | .000 | 1-1   | 0   | 0  | 0  | 0  | 0  | 0  | 0   | 0  | .000 | 0  | 0   | 0  | 0   | .000 | 0  | 0  | 0-0    | 0  | 0  | 0  | .000  |
| 4 ECHAUST Martyna..  | .000 | 1-1   | 0   | 0  | 0  | 0  | 0  | 0  | 0   | 0  | .000 | 0  | 0   | 0  | 0   | .000 | 0  | 0  | 0-0    | 0  | 0  | 0  | .000  |
| Totals.....          | .211 | 5-5   | 90  | 19 | 19 | 1  | 0  | 0  | 16  | 20 | .222 | 16 | 6   | 26 | 1   | .363 | 1  | 0  | 6-7    | 64 | 21 | 20 | .810  |
| Opponents.....       | .269 | 5-5   | 104 | 43 | 28 | 6  | 0  | 0  | 20  | 34 | .327 | 26 | 6   | 9  | 0   | .438 | 1  | 2  | 21-23  | 72 | 28 | 7  | .935  |

LOB - Team (22), Opp (32). DPs turned - Team (1), Opp (3). IBB - Team (1), KOZIOL 1. Picked off - MALDRZYKOWS. 2.

(All games Sorted by Earned run avg)

| Player               | ERA   | W-L | APP | GS | CG | SHO/CBO | SV | IP   | H  | R  | ER | BB | SO | 2B | 3B | HR | AB  | B/Avg | WP | HBP | BK | SFA | SHA |  |
|----------------------|-------|-----|-----|----|----|---------|----|------|----|----|----|----|----|----|----|----|-----|-------|----|-----|----|-----|-----|--|
| 19 KOZIOL Emilia.... | 4.39  | 1-2 | 4   | 3  | 3  | 0/0     | 0  | 13.2 | 16 | 27 | 10 | 17 | 7  | 4  | 0  | 0  | 67  | .239  | 4  | 3   | 1  | 0   | 1   |  |
| -----                |       |     |     |    |    |         |    |      |    |    |    |    |    |    |    |    |     |       |    |     |    |     |     |  |
| 16 RUDYK Klaudia.... | 1.80  | 0-1 | 2   | 1  | 0  | 0/0     | 0  | 6.2  | 11 | 9  | 2  | 5  | 2  | 2  | 0  | 0  | 32  | .344  | 0  | 0   | 0  | 1   | 1   |  |
| 5 MICHALAK Gabriela  | 24.00 | 0-1 | 1   | 1  | 0  | 0/0     | 0  | 1.0  | 1  | 7  | 4  | 4  | 0  | 0  | 0  | 0  | 5   | .200  | 3  | 3   | 0  | 0   | 0   |  |
| Totals.....          | 4.50  | 1-4 | 5   | 5  | 3  | 0/0     | 0  | 21.1 | 28 | 43 | 16 | 26 | 9  | 6  | 0  | 0  | 104 | .269  | 7  | 6   | 1  | 1   | 2   |  |
| Opponents.....       | 3.75  | 4-1 | 5   | 5  | 2  | 2/1     | 0  | 24.0 | 19 | 19 | 15 | 16 | 26 | 1  | 0  | 0  | 90  | .211  | 3  | 6   | 1  | 1   | 0   |  |

PB - Team (11), SCHWARZ 6, MALDRZYKOWS. 5, Opp (2). Pickoffs - Team (0), Opp (1). SBA/ATT - SCHWARZ (17-19), KOZIOL (12-14), RUDYK (5-5), MALDRZYKOWS. (4-4), MICHALAK (4-4).

(All games Sorted by Fielding pct)

| Player               | C   | PO | A  | E  | FLD%  | Dps | SBA | CSB | SBA%  | PB | CI |
|----------------------|-----|----|----|----|-------|-----|-----|-----|-------|----|----|
| 16 RUDYK Klaudia.... | 7   | 4  | 3  | 0  | 1.000 | 0   | 5   | 0   | 1.000 | 0  | 0  |
| 9 OSTAREK Justyna..  | 1   | 1  | 0  | 0  | 1.000 | 0   | 0   | 0   | ---   | 0  | 0  |
| 18 MICHALSKA Karina. | 16  | 13 | 1  | 2  | .875  | 0   | 0   | 0   | ---   | 0  | 0  |
| 17 KACZOR Patrycja.. | 7   | 3  | 3  | 1  | .857  | 0   | 0   | 0   | ---   | 0  | 0  |
| 15 SCHWARZ Klaudia.. | 18  | 12 | 3  | 3  | .833  | 0   | 17  | 2   | .895  | 6  | 0  |
| 5 MICHALAK Gabriela  | 6   | 3  | 2  | 1  | .833  | 0   | 4   | 0   | 1.000 | 0  | 0  |
| 10 MALDRZYKOWSKA Zuz | 11  | 7  | 2  | 2  | .818  | 1   | 4   | 0   | 1.000 | 5  | 0  |
| 19 KOZIOL Emilia.... | 11  | 6  | 3  | 2  | .818  | 0   | 12  | 2   | .857  | 0  | 0  |
| 11 TYMAN Iwona.....  | 4   | 3  | 0  | 1  | .750  | 0   | 0   | 0   | ---   | 0  | 0  |
| 20 DZIALKOWSKA Aleks | 18  | 9  | 4  | 5  | .722  | 0   | 0   | 0   | ---   | 0  | 0  |
| 14 DZIUK Malgorzata. | 3   | 2  | 0  | 1  | .667  | 0   | 0   | 0   | ---   | 0  | 0  |
| 12 BASAK Agnieszka.. | 3   | 1  | 0  | 2  | .333  | 0   | 0   | 0   | ---   | 0  | 0  |
| 4 ECHAUST Martyna..  | 0   | 0  | 0  | 0  | .000  | 0   | 0   | 0   | ---   | 0  | 0  |
| 13 OPALINSKA Daniela | 0   | 0  | 0  | 0  | .000  | 0   | 0   | 0   | ---   | 0  | 0  |
| Totals.....          | 105 | 64 | 21 | 20 | .810  | 1   | 21  | 2   | .913  | 11 | 0  |
| Opponents.....       | 107 | 72 | 28 | 7  | .935  | 3   | 6   | 1   | .857  | 2  | 0  |

Hitting minimums - 2.0 TPA/Game  
Pitching minimums - 1.6 IP/Game



# European Championship Cadet Girls

Ostrava (Czech Republic) - August 5<sup>th</sup> / 10<sup>th</sup>, 2013



## Teams' Stats



### Romania

### ROM

EChCG Ostrava 2013  
Overall Statistics for ROMANIA (as of Aug 08, 2013)  
(All games Sorted by Batting avg)

Record: 2-3

| Player               | AVG  | GP-GS | AB  | R  | H  | 2B | 3B | HR | RBI | TB | SLG% | BB | HBP | SO | GDP | OB%  | SF | SH | SB-ATT | PO | A  | E  | FLD%  |
|----------------------|------|-------|-----|----|----|----|----|----|-----|----|------|----|-----|----|-----|------|----|----|--------|----|----|----|-------|
| 18 ZISCA Stefania... | .286 | 5-5   | 7   | 4  | 2  | 0  | 0  | 0  | 1   | 2  | .286 | 5  | 1   | 3  | 0   | .615 | 0  | 0  | 6-6    | 2  | 2  | 2  | .667  |
| 11 LAZAREANU Sabina. | .250 | 5-5   | 12  | 3  | 3  | 0  | 1  | 0  | 0   | 5  | .417 | 1  | 0   | 3  | 0   | .308 | 0  | 0  | 2-2    | 24 | 5  | 2  | .935  |
| 8 GHERGHEL Valerica  | .250 | 5-5   | 8   | 3  | 2  | 0  | 0  | 0  | 0   | 2  | .250 | 3  | 0   | 3  | 0   | .455 | 0  | 0  | 3-4    | 0  | 0  | 0  | .000  |
| 15 ANDROINE El. Moni | .125 | 5-4   | 8   | 2  | 1  | 0  | 0  | 0  | 0   | 1  | .125 | 1  | 0   | 1  | 1   | .222 | 0  | 1  | 1-1    | 0  | 0  | 0  | .000  |
| 5 RACILA Alexandra-  | .111 | 5-5   | 9   | 3  | 1  | 0  | 0  | 0  | 0   | 1  | .111 | 3  | 0   | 1  | 0   | .333 | 0  | 0  | 2-3    | 4  | 5  | 0  | 1.000 |
| 14 PIRVU Marina-Mada | .091 | 4-4   | 11  | 1  | 1  | 0  | 0  | 0  | 0   | 1  | .091 | 0  | 0   | 2  | 0   | .091 | 0  | 0  | 0-0    | 3  | 0  | 1  | .750  |
| 13 CAINAR Niculina.. | .000 | 5-5   | 9   | 2  | 0  | 0  | 0  | 0  | 1   | 0  | .000 | 2  | 0   | 3  | 0   | .182 | 0  | 0  | 0-1    | 2  | 10 | 2  | .857  |
| 19 TRIFAS Mihaela... | .000 | 3-3   | 5   | 1  | 0  | 0  | 0  | 0  | 2   | 0  | .000 | 0  | 1   | 1  | 0   | .167 | 0  | 0  | 1-1    | 8  | 1  | 0  | 1.000 |
| 9 COLDOVAN Ioana-Bi  | .000 | 5-4   | 5   | 1  | 0  | 0  | 0  | 0  | 0   | 0  | .000 | 2  | 0   | 3  | 0   | .286 | 0  | 0  | 1-1    | 18 | 0  | 0  | 1.000 |
| 6 PROTEASA Diana-Ni  | .000 | 3-1   | 3   | 0  | 0  | 0  | 0  | 0  | 1   | 0  | .000 | 1  | 0   | 1  | 0   | .250 | 0  | 0  | 0-1    | 2  | 0  | 0  | 1.000 |
| 7 CHERECHES Paula..  | .000 | 3-2   | 3   | 1  | 0  | 0  | 0  | 0  | 0   | 0  | .000 | 1  | 1   | 1  | 0   | .400 | 0  | 0  | 1-1    | 0  | 0  | 0  | .000  |
| 12 TRIFAS Catalina-A | .000 | 1-0   | 1   | 1  | 0  | 0  | 0  | 0  | 0   | 0  | .000 | 0  | 0   | 0  | 0   | .000 | 0  | 0  | 0-0    | 0  | 0  | 0  | .000  |
| 10 GIONEA Andreea-Ir | .000 | 4-4   | 1   | 2  | 0  | 0  | 0  | 0  | 0   | 0  | .000 | 2  | 0   | 1  | 0   | .667 | 0  | 0  | 1-1    | 3  | 2  | 3  | .625  |
| Totals.....          | .122 | 5-5   | 82  | 24 | 10 | 0  | 1  | 0  | 5   | 12 | .146 | 21 | 3   | 23 | 1   | .321 | 0  | 1  | 18-22  | 66 | 25 | 10 | .901  |
| Opponents.....       | .374 | 5-5   | 107 | 32 | 40 | 4  | 3  | 0  | 26  | 50 | .467 | 13 | 4   | 21 | 0   | .460 | 0  | 6  | 11-14  | 69 | 29 | 11 | .899  |

LOB - Team (14), Opp (32). DPs turned - Team (0), Opp (1). IBB - Team (0), Opp (1).

(All games Sorted by Earned run avg)

| Player               | ERA   | W-L | APP | GS | CG | SHO/CBO | SV | IP   | H  | R  | ER | BB | SO | 2B | 3B | HR | AB  | B/Avg | WP | HBP | BK | SFA | SHA |
|----------------------|-------|-----|-----|----|----|---------|----|------|----|----|----|----|----|----|----|----|-----|-------|----|-----|----|-----|-----|
| 13 CAINAR Niculina.. | 5.26  | 2-3 | 5   | 5  | 3  | 0/0     | 0  | 21.2 | 38 | 28 | 19 | 13 | 21 | 4  | 3  | 0  | 102 | .373  | 2  | 1   | 0  | 0   | 6   |
| 5 RACILA Alexandra-  | 0.00  | 0-0 | 1   | 0  | 0  | 0/0     | 0  | 0.1  | 0  | 0  | 0  | 0  | 0  | 0  | 0  | 0  | 1   | .000  | 0  | 0   | 0  | 0   | 0   |
| 10 GIONEA Andreea-Ir | 99.00 | 0-0 | 1   | 0  | 0  | 0/0     | 0  | 0.0  | 2  | 4  | 3  | 0  | 0  | 0  | 0  | 0  | 4   | .500  | 0  | 3   | 0  | 0   | 0   |
| Totals.....          | 6.00  | 2-3 | 5   | 5  | 3  | 0/0     | 0  | 22.0 | 40 | 32 | 22 | 13 | 21 | 4  | 3  | 0  | 107 | .374  | 2  | 4   | 0  | 0   | 6   |
| Opponents.....       | 2.35  | 3-2 | 5   | 5  | 2  | 2/2     | 0  | 23.0 | 10 | 24 | 9  | 21 | 23 | 0  | 1  | 0  | 82  | .122  | 18 | 3   | 1  | 0   | 1   |

PB - Team (3), LAZAREANU 3, Opp (6). SBA/ATT - LAZAREANU (11-14), CAINAR (11-14).

(All games Sorted by Fielding pct)

| Player               | C   | PO | A  | E  | FLD%  | Dps | SBA | CSB | SBA% | PB | CI |
|----------------------|-----|----|----|----|-------|-----|-----|-----|------|----|----|
| 9 COLDOVAN Ioana-Bi  | 18  | 18 | 0  | 0  | 1.000 | 0   | 0   | 0   | ---  | 0  | 0  |
| 5 RACILA Alexandra-  | 9   | 4  | 5  | 0  | 1.000 | 0   | 0   | 0   | ---  | 0  | 0  |
| 19 TRIFAS Mihaela... | 9   | 8  | 1  | 0  | 1.000 | 0   | 0   | 0   | ---  | 0  | 0  |
| 6 PROTEASA Diana-Ni  | 2   | 2  | 0  | 0  | 1.000 | 0   | 0   | 0   | ---  | 0  | 0  |
| 11 LAZAREANU Sabina. | 31  | 24 | 5  | 2  | .935  | 0   | 11  | 3   | .786 | 3  | 0  |
| 13 CAINAR Niculina.. | 14  | 2  | 10 | 2  | .857  | 0   | 11  | 3   | .786 | 0  | 0  |
| 14 PIRVU Marina-Mada | 4   | 3  | 0  | 1  | .750  | 0   | 0   | 0   | ---  | 0  | 0  |
| 18 ZISCA Stefania... | 6   | 2  | 2  | 2  | .667  | 0   | 0   | 0   | ---  | 0  | 0  |
| 10 GIONEA Andreea-Ir | 8   | 3  | 2  | 3  | .625  | 0   | 0   | 0   | ---  | 0  | 0  |
| 15 ANDROINE El. Moni | 0   | 0  | 0  | 0  | .000  | 0   | 0   | 0   | ---  | 0  | 0  |
| 8 GHERGHEL Valerica  | 0   | 0  | 0  | 0  | .000  | 0   | 0   | 0   | ---  | 0  | 0  |
| 7 CHERECHES Paula..  | 0   | 0  | 0  | 0  | .000  | 0   | 0   | 0   | ---  | 0  | 0  |
| 12 TRIFAS Catalina-A | 0   | 0  | 0  | 0  | .000  | 0   | 0   | 0   | ---  | 0  | 0  |
| Totals.....          | 101 | 66 | 25 | 10 | .901  | 0   | 11  | 3   | .786 | 3  | 0  |
| Opponents.....       | 109 | 69 | 29 | 11 | .899  | 1   | 18  | 4   | .818 | 6  | 0  |

Hitting minimums - 2.0 TPA/Game  
Pitching minimums - 1.6 IP/Game



# European Championship Cadet Girls

Ostrava (Czech Republic) - August 5<sup>th</sup> / 10<sup>th</sup>, 2013



## Teams' Stats

|  |               |            |
|--|---------------|------------|
|  | <b>Russia</b> | <b>RUS</b> |
|--|---------------|------------|

EChCG Ostrava 2013  
Overall Statistics for RUSSIAN FEDERATION (as of Aug 09, 2013)  
(All games Sorted by Batting avg)

Record: 6-1

| Player               | AVG  | GP-GS | AB  | R  | H  | 2B | 3B | HR | RBI | TB | SLG% | BB | HBP | SO | GDP | OB%   | SF | SH | SB-ATT | PO | A  | E  | FLD%  |  |
|----------------------|------|-------|-----|----|----|----|----|----|-----|----|------|----|-----|----|-----|-------|----|----|--------|----|----|----|-------|--|
| 12 MAKESHINA Anastas | .625 | 7-7   | 16  | 10 | 10 | 2  | 0  | 0  | 6   | 12 | .750 | 2  | 0   | 1  | 0   | .667  | 0  | 2  | 6-6    | 3  | 3  | 0  | 1.000 |  |
| 9 KARPACHEVA Irina.  | .571 | 6-6   | 7   | 7  | 4  | 0  | 0  | 0  | 2   | 4  | .571 | 4  | 1   | 1  | 0   | .750  | 0  | 2  | 7-7    | 1  | 1  | 2  | .500  |  |
| 4 GRAFSKAYA Valeria  | .467 | 7-6   | 15  | 11 | 7  | 0  | 1  | 0  | 5   | 9  | .600 | 2  | 1   | 0  | 0   | .526  | 1  | 3  | 1-1    | 5  | 7  | 3  | .800  |  |
| 7 SOROKINA Victoria  | .400 | 7-7   | 15  | 9  | 6  | 2  | 0  | 0  | 6   | 8  | .533 | 6  | 0   | 1  | 0   | .571  | 0  | 3  | 1-2    | 6  | 5  | 0  | 1.000 |  |
| 6 MARTIROSIAN Karin  | .400 | 7-7   | 10  | 5  | 4  | 0  | 0  | 0  | 3   | 4  | .400 | 5  | 0   | 2  | 0   | .600  | 0  | 1  | 4-4    | 2  | 2  | 1  | .800  |  |
| 10 NACHAROVA Anastas | .389 | 7-7   | 18  | 7  | 7  | 0  | 0  | 0  | 3   | 7  | .389 | 2  | 1   | 1  | 0   | .476  | 0  | 1  | 2-3    | 39 | 5  | 0  | 1.000 |  |
| 5 ZAKAZNIKOVA Nina.  | .357 | 7-7   | 14  | 6  | 5  | 1  | 0  | 0  | 7   | 6  | .429 | 4  | 0   | 1  | 0   | .500  | 0  | 1  | 3-3    | 3  | 1  | 1  | .800  |  |
| 8 KHLUDOVA Tatiana.  | .263 | 7-7   | 19  | 7  | 5  | 0  | 0  | 0  | 7   | 5  | .263 | 0  | 0   | 0  | 0   | .263  | 0  | 1  | 4-4    | 14 | 8  | 0  | 1.000 |  |
| -----                |      |       |     |    |    |    |    |    |     |    |      |    |     |    |     |       |    |    |        |    |    |    |       |  |
| 15 ZHURAVLEVA Tatian | .571 | 6-6   | 7   | 4  | 4  | 0  | 0  | 0  | 2   | 4  | .571 | 1  | 1   | 1  | 0   | .667  | 0  | 2  | 1-1    | 11 | 6  | 1  | .944  |  |
| 13 GRIB Iuliia.....  | .500 | 3-1   | 2   | 3  | 1  | 0  | 0  | 0  | 1   | 1  | .500 | 1  | 0   | 0  | 0   | .667  | 0  | 0  | 0-0    | 0  | 0  | 0  | .000  |  |
| 11 MEDVEDEVA Elena.. | .250 | 5-5   | 4   | 0  | 1  | 0  | 0  | 0  | 2   | 1  | .250 | 0  | 0   | 1  | 0   | .250  | 0  | 1  | 0-0    | 9  | 0  | 0  | 1.000 |  |
| 3 BELIAEVA Elizavet  | .250 | 3-1   | 4   | 1  | 1  | 0  | 0  | 0  | 1   | 1  | .250 | 0  | 0   | 2  | 0   | .250  | 0  | 0  | 0-0    | 0  | 1  | 0  | 1.000 |  |
| 14 ZUYKOVA Anna..... | .000 | 4-3   | 6   | 1  | 0  | 0  | 0  | 0  | 0   | 0  | .000 | 1  | 0   | 0  | 0   | .143  | 0  | 0  | 0-1    | 0  | 0  | 0  | .000  |  |
| 2 BARYSHEVA Marina.  | .000 | 3-0   | 2   | 2  | 0  | 0  | 0  | 0  | 1   | 0  | .000 | 2  | 0   | 1  | 0   | .500  | 0  | 0  | 0-0    | 0  | 0  | 0  | .000  |  |
| 1 SHANURENKO Maria.  | .000 | 1-0   | 0   | 1  | 0  | 0  | 0  | 0  | 0   | 0  | .000 | 1  | 0   | 0  | 0   | 1.000 | 0  | 0  | 1-1    | 0  | 0  | 0  | .000  |  |
| Totals.....          | .396 | 7-7   | 139 | 74 | 55 | 5  | 1  | 0  | 46  | 62 | .446 | 31 | 4   | 12 | 0   | .514  | 1  | 17 | 30-33  | 93 | 39 | 8  | .943  |  |
| Opponents.....       | .215 | 7-7   | 107 | 6  | 23 | 2  | 1  | 0  | 5   | 27 | .252 | 5  | 1   | 35 | 0   | .257  | 0  | 4  | 1-5    | 85 | 51 | 27 | .834  |  |

LOB - Team (33), Opp (18). DPs turned - Team (1), Opp (1).

(All games Sorted by Earned run avg)

| Player               | ERA  | W-L | APP | GS | CG | SHO/CBO | SV | IP   | H  | R  | ER | BB | SO | 2B | 3B | HR | AB  | B/Avg | WP | HBP | BK | SFA | SHA |  |
|----------------------|------|-----|-----|----|----|---------|----|------|----|----|----|----|----|----|----|----|-----|-------|----|-----|----|-----|-----|--|
| 15 ZHURAVLEVA Tatian | 0.00 | 3-0 | 4   | 2  | 2  | 2/0     | 0  | 12.2 | 6  | 0  | 0  | 3  | 17 | 0  | 0  | 0  | 41  | .146  | 2  | 0   | 0  | 0   | 1   |  |
| 7 SOROKINA Victoria  | 0.72 | 3-1 | 4   | 4  | 3  | 2/0     | 0  | 16.2 | 15 | 4  | 2  | 1  | 15 | 1  | 1  | 0  | 59  | .254  | 0  | 0   | 0  | 0   | 2   |  |
| -----                |      |     |     |    |    |         |    |      |    |    |    |    |    |    |    |    |     |       |    |     |    |     |     |  |
| 5 ZAKAZNIKOVA Nina.  | 0.00 | 0-0 | 1   | 1  | 0  | 0/0     | 0  | 0.2  | 1  | 2  | 0  | 1  | 1  | 1  | 0  | 0  | 3   | .333  | 0  | 1   | 0  | 0   | 1   |  |
| Totals.....          | 0.40 | 6-1 | 7   | 7  | 5  | 4/0     | 0  | 30.0 | 22 | 6  | 2  | 5  | 33 | 2  | 1  | 0  | 103 | .214  | 2  | 1   | 0  | 0   | 4   |  |
| Opponents.....       | 8.47 | 1-6 | 7   | 7  | 3  | 1/0     | 0  | 28.1 | 55 | 74 | 40 | 31 | 12 | 5  | 1  | 0  | 139 | .396  | 19 | 4   | 0  | 1   | 17  |  |

PB - Team (0), Opp (15). SBA/ATT - NACHAROVA (1-5), SOROKINA (1-3), ZHURAVLEVA (0-2).

<page>

EChCG Ostrava 2013  
Overall Statistics for RUSSIAN FEDERATION (as of Aug 09, 2013)  
(All games Sorted by Fielding pct)

| Player               | C   | PO | A  | E  | FLD%  | Dps | SBA | CSB | SBA% | PB | CI |
|----------------------|-----|----|----|----|-------|-----|-----|-----|------|----|----|
| 10 NACHAROVA Anastas | 44  | 39 | 5  | 0  | 1.000 | 1   | 1   | 4   | .200 | 0  | 0  |
| 8 KHLUDOVA Tatiana.  | 22  | 14 | 8  | 0  | 1.000 | 0   | 0   | 0   | ---  | 0  | 0  |
| 7 SOROKINA Victoria  | 11  | 6  | 5  | 0  | 1.000 | 0   | 1   | 2   | .333 | 0  | 0  |
| 11 MEDVEDEVA Elena.. | 9   | 9  | 0  | 0  | 1.000 | 0   | 0   | 0   | ---  | 0  | 0  |
| 12 MAKESHINA Anastas | 6   | 3  | 3  | 0  | 1.000 | 1   | 0   | 0   | ---  | 0  | 0  |
| 3 BELIAEVA Elizavet  | 1   | 0  | 1  | 0  | 1.000 | 0   | 0   | 0   | ---  | 0  | 0  |
| 15 ZHURAVLEVA Tatian | 18  | 11 | 6  | 1  | .944  | 0   | 0   | 2   | .000 | 0  | 0  |
| 4 GRAFSKAYA Valeria  | 15  | 5  | 7  | 3  | .800  | 0   | 0   | 0   | ---  | 0  | 0  |
| 5 ZAKAZNIKOVA Nina.  | 5   | 3  | 1  | 1  | .800  | 0   | 0   | 0   | ---  | 0  | 0  |
| 6 MARTIROSIAN Karin  | 5   | 2  | 2  | 1  | .800  | 0   | 0   | 0   | ---  | 0  | 0  |
| 9 KARPACHEVA Irina.  | 4   | 1  | 1  | 2  | .500  | 0   | 0   | 0   | ---  | 0  | 0  |
| 14 ZUYKOVA Anna..... | 0   | 0  | 0  | 0  | .000  | 0   | 0   | 0   | ---  | 0  | 0  |
| 13 GRIB Iuliia.....  | 0   | 0  | 0  | 0  | .000  | 0   | 0   | 0   | ---  | 0  | 0  |
| 2 BARYSHEVA Marina.  | 0   | 0  | 0  | 0  | .000  | 0   | 0   | 0   | ---  | 0  | 0  |
| 1 SHANURENKO Maria.  | 0   | 0  | 0  | 0  | .000  | 0   | 0   | 0   | ---  | 0  | 0  |
| Totals.....          | 140 | 93 | 39 | 8  | .943  | 1   | 1   | 4   | .200 | 0  | 0  |
| Opponents.....       | 163 | 85 | 51 | 27 | .834  | 1   | 30  | 3   | .909 | 15 | 0  |

Hitting minimums - 2.0 TPA/Game  
Pitching minimums - 1.6 IP/Game




# European Championship Cadet Girls

Ostrava (Czech Republic) - August 5<sup>th</sup> / 10<sup>th</sup>, 2013



## Teams' Stats

|   |               |            |
|---|---------------|------------|
|  | <b>Serbia</b> | <b>SRB</b> |
|---|---------------|------------|

EChCG Ostrava 2013  
Overall Statistics for REPUBLIC OF SERBIA (as of Aug 08, 2013)  
(All games Sorted by Batting avg)

Record: 3-2

| Player               | AVG  | GP-GS | AB  | R  | H  | 2B | 3B | HR | RBI | TB | SLG% | BB | HBP | SO | GDP | OB%  | SF | SH | SB-ATT | PO | A  | E  | FLD%  |
|----------------------|------|-------|-----|----|----|----|----|----|-----|----|------|----|-----|----|-----|------|----|----|--------|----|----|----|-------|
| 12 UDOVICIC Nevena.. | .385 | 5-5   | 13  | 6  | 5  | 1  | 0  | 0  | 2   | 6  | .462 | 3  | 0   | 2  | 0   | .500 | 0  | 1  | 4-4    | 2  | 0  | 0  | 1.000 |
| 13 KUZMANOVIC Ivana. | .333 | 5-5   | 6   | 5  | 2  | 1  | 0  | 0  | 3   | 3  | .500 | 5  | 3   | 2  | 0   | .714 | 0  | 0  | 0-0    | 7  | 1  | 3  | .727  |
| 7 GRUJICIC Katarina  | .286 | 5-5   | 7   | 2  | 2  | 0  | 0  | 0  | 0   | 2  | .286 | 5  | 0   | 1  | 0   | .583 | 0  | 2  | 1-1    | 23 | 1  | 0  | 1.000 |
| 14 KARIC Katarina... | .273 | 5-5   | 11  | 3  | 3  | 0  | 0  | 0  | 0   | 3  | .273 | 2  | 0   | 3  | 0   | .385 | 0  | 1  | 0-2    | 8  | 3  | 1  | .917  |
| 5 STOJKOVIC Durdina  | .250 | 5-5   | 12  | 6  | 3  | 2  | 0  | 0  | 4   | 5  | .417 | 1  | 0   | 3  | 0   | .308 | 0  | 0  | 2-2    | 0  | 0  | 0  | .000  |
| 8 TANASIJEVIC Yelen  | .222 | 5-4   | 9   | 4  | 2  | 0  | 0  | 0  | 3   | 2  | .222 | 4  | 0   | 1  | 0   | .462 | 0  | 0  | 2-2    | 24 | 3  | 1  | .964  |
| 2 MANCIC Katarina... | .133 | 5-5   | 15  | 3  | 2  | 0  | 0  | 1  | 5   | 5  | .333 | 1  | 0   | 4  | 0   | .176 | 1  | 0  | 1-1    | 5  | 8  | 1  | .929  |
| -----                |      |       |     |    |    |    |    |    |     |    |      |    |     |    |     |      |    |    |        |    |    |    |       |
| 15 STOJKOVIC Aleksan | .625 | 3-3   | 8   | 2  | 5  | 1  | 0  | 0  | 5   | 6  | .750 | 0  | 0   | 1  | 0   | .625 | 0  | 0  | 0-0    | 1  | 2  | 0  | 1.000 |
| 10 MILETIC Andrea... | .375 | 3-3   | 8   | 1  | 3  | 0  | 0  | 0  | 3   | 3  | .375 | 1  | 0   | 0  | 0   | .444 | 0  | 0  | 2-3    | 1  | 5  | 0  | 1.000 |
| 6 DORDEVIC Helena..  | .167 | 4-2   | 6   | 1  | 1  | 0  | 0  | 0  | 0   | 1  | .167 | 1  | 0   | 1  | 0   | .286 | 0  | 0  | 0-0    | 2  | 0  | 0  | 1.000 |
| 1 IGJATOVIC Jovana   | .000 | 3-3   | 6   | 1  | 0  | 0  | 0  | 0  | 0   | 0  | .000 | 2  | 0   | 2  | 0   | .250 | 0  | 0  | 2-2    | 3  | 3  | 1  | .857  |
| 4 CIKOS Ivona.....   | .000 | 2-1   | 0   | 0  | 0  | 0  | 0  | 0  | 0   | 0  | .000 | 0  | 0   | 0  | 0   | .000 | 0  | 0  | 0-0    | 1  | 0  | 0  | 1.000 |
| 3 JANKOVIC Jefimija  | .000 | 2-0   | 0   | 0  | 0  | 0  | 0  | 0  | 0   | 0  | .000 | 0  | 0   | 0  | 0   | .000 | 0  | 0  | 0-0    | 1  | 1  | 0  | 1.000 |
| 9 RADOVANOVIC Ivona  | .000 | 2-0   | 0   | 0  | 0  | 0  | 0  | 0  | 0   | 0  | .000 | 0  | 0   | 0  | 0   | .000 | 0  | 0  | 0-0    | 0  | 0  | 0  | .000  |
| Totals.....          | .277 | 5-5   | 101 | 34 | 28 | 5  | 0  | 1  | 25  | 36 | .356 | 25 | 3   | 20 | 0   | .431 | 1  | 4  | 14-17  | 78 | 27 | 7  | .938  |
| Opponents.....       | .209 | 5-5   | 91  | 27 | 19 | 0  | 1  | 0  | 20  | 21 | .231 | 19 | 4   | 21 | 0   | .368 | 0  | 7  | 16-18  | 70 | 21 | 18 | .835  |

LOB - Team (30), Opp (16).

(All games Sorted by Earned run avg)

| Player               | ERA   | W-L | APP | GS | CG | SHO/CBO | SV | IP   | H  | R  | ER | BB | SO | 2B | 3B | HR | AB   | B/Avg | WP | HBP | BK | SFA | SHA |
|----------------------|-------|-----|-----|----|----|---------|----|------|----|----|----|----|----|----|----|----|------|-------|----|-----|----|-----|-----|
| 2 MANCIC Katarina..  | 2.70  | 2-1 | 5   | 3  | 2  | 1/0     | 0  | 20.0 | 12 | 13 | 9  | 8  | 19 | 0  | 0  | 0  | 67   | .179  | 1  | 1   | 0  | 0   | 5   |
| -----                |       |     |     |    |    |         |    |      |    |    |    |    |    |    |    |    |      |       |    |     |    |     |     |
| 1 IGJATOVIC Jovana   | 1.50  | 1-0 | 1   | 1  | 0  | 0/0     | 0  | 4.0  | 3  | 3  | 1  | 3  | 2  | 0  | 1  | 0  | 15   | .200  | 2  | 0   | 0  | 0   | 1   |
| 10 MILETIC Andrea... | 24.00 | 0-1 | 2   | 1  | 0  | 0/0     | 0  | 2.0  | 4  | 8  | 8  | 5  | 0  | 0  | 0  | 9  | .444 | 0     | 1  | 1   | 0  | 1   |     |
| 14 KARIC Katarina... | 99.00 | 0-0 | 1   | 0  | 0  | 0/0     | 0  | 0.0  | 0  | 3  | 3  | 3  | 0  | 0  | 0  | 0  | 0    | 0     | 0  | 2   | 0  | 0   | 0   |
| Totals.....          | 4.85  | 3-2 | 5   | 5  | 2  | 1/0     | 0  | 26.0 | 19 | 27 | 21 | 19 | 21 | 0  | 1  | 0  | 91   | .209  | 3  | 4   | 1  | 0   | 7   |
| Opponents.....       | 5.91  | 2-3 | 5   | 5  | 2  | 0/0     | 0  | 23.1 | 28 | 34 | 23 | 25 | 20 | 5  | 0  | 1  | 101  | .277  | 6  | 3   | 1  | 1   | 4   |

PB - Team (3), TANASIJEVIC 3, Opp (12). SBA/ATT - TANASIJEVIC (14-16), MANCIC (13-14), IGJATOVIC (2-3), CIKOS (2-2), MILETIC (1-1).

(All games Sorted by Fielding pct)

| Player               | C   | PO | A  | E  | FLD%  | Dps | SBA | CSB | SBA%  | PB | CI |
|----------------------|-----|----|----|----|-------|-----|-----|-----|-------|----|----|
| 7 GRUJICIC Katarina  | 24  | 23 | 1  | 0  | 1.000 | 0   | 0   | 0   | ---   | 0  | 0  |
| 10 MILETIC Andrea... | 6   | 1  | 5  | 0  | 1.000 | 0   | 1   | 0   | 1.000 | 0  | 0  |
| 15 STOJKOVIC Aleksan | 3   | 1  | 2  | 0  | 1.000 | 0   | 0   | 0   | ---   | 0  | 0  |
| 3 JANKOVIC Jefimija  | 2   | 1  | 1  | 0  | 1.000 | 0   | 0   | 0   | ---   | 0  | 0  |
| 6 DORDEVIC Helena..  | 2   | 2  | 0  | 0  | 1.000 | 0   | 0   | 0   | ---   | 0  | 0  |
| 12 UDOVICIC Nevena.. | 2   | 2  | 0  | 0  | 1.000 | 0   | 0   | 0   | ---   | 0  | 0  |
| 4 CIKOS Ivona.....   | 1   | 1  | 0  | 0  | 1.000 | 0   | 2   | 0   | 1.000 | 0  | 0  |
| 8 TANASIJEVIC Yelen  | 28  | 24 | 3  | 1  | .964  | 0   | 14  | 2   | .875  | 3  | 0  |
| 2 MANCIC Katarina..  | 14  | 5  | 8  | 1  | .929  | 0   | 13  | 1   | .929  | 0  | 0  |
| 14 KARIC Katarina... | 12  | 8  | 3  | 1  | .917  | 0   | 0   | 0   | ---   | 0  | 0  |
| 1 IGJATOVIC Jovana   | 7   | 3  | 3  | 1  | .857  | 0   | 2   | 1   | .667  | 0  | 0  |
| 13 KUZMANOVIC Ivana. | 11  | 7  | 1  | 3  | .727  | 0   | 0   | 0   | ---   | 0  | 0  |
| 9 RADOVANOVIC Ivona  | 0   | 0  | 0  | 0  | .000  | 0   | 0   | 0   | ---   | 0  | 0  |
| 5 STOJKOVIC Durdina  | 0   | 0  | 0  | 0  | .000  | 0   | 0   | 0   | ---   | 0  | 0  |
| Totals.....          | 112 | 78 | 27 | 7  | .938  | 0   | 16  | 2   | .889  | 3  | 0  |
| Opponents.....       | 109 | 70 | 21 | 18 | .835  | 0   | 14  | 3   | .824  | 12 | 0  |

Hitting minimums - 2.0 TPA/Game  
Pitching minimums - 1.6 IP/Game



# European Championship Cadet Girls

Ostrava (Czech Republic) - August 5<sup>th</sup> / 10<sup>th</sup>, 2013



## Teams' Stats

|   |                 |            |
|---|-----------------|------------|
|  | <b>Slovakia</b> | <b>SVK</b> |
|---|-----------------|------------|

EChCG Ostrava 2013  
Overall Statistics for SLOVAK REPUBLIC (as of Aug 08, 2013)  
(All games Sorted by Batting avg)

Record: 1-4

| Player                | AVG  | GP-GS | AB  | R  | H  | 2B | 3B | HR | RBI | TB | SLG% | BB | HBP | SO | GDP | OB%  | SF | SH | SB-ATT | PO | A  | E  | FLD%  |
|-----------------------|------|-------|-----|----|----|----|----|----|-----|----|------|----|-----|----|-----|------|----|----|--------|----|----|----|-------|
| 16 CHALUPKOVA Martin  | .444 | 5-5   | 9   | 2  | 4  | 1  | 1  | 0  | 2   | 7  | .778 | 3  | 0   | 2  | 0   | .583 | 0  | 0  | 0-0    | 5  | 5  | 5  | .667  |
| 12 KALICKA Nikola...  | .273 | 5-4   | 11  | 2  | 3  | 0  | 0  | 0  | 1   | 3  | .273 | 1  | 0   | 0  | 0   | .333 | 0  | 0  | 2-3    | 11 | 4  | 2  | .882  |
| 1 MIHALKOVA Klaudia   | .111 | 4-4   | 9   | 0  | 1  | 0  | 0  | 0  | 1   | 2  | .222 | 1  | 0   | 1  | 0   | .200 | 0  | 0  | 0-0    | 3  | 6  | 3  | .750  |
| 5 GAJARSKA Elisabet   | .091 | 5-5   | 11  | 0  | 1  | 0  | 0  | 0  | 1   | 1  | .091 | 0  | 0   | 1  | 0   | .091 | 0  | 1  | 0-0    | 6  | 3  | 2  | .818  |
| 19 FAJNOVA Katarina.  | .667 | 4-4   | 3   | 0  | 2  | 0  | 0  | 0  | 0   | 2  | .667 | 2  | 0   | 0  | 0   | .800 | 0  | 1  | 1-1    | 1  | 2  | 0  | 1.000 |
| 15 STUPALOVA Patrici  | .500 | 4-1   | 2   | 1  | 1  | 0  | 0  | 0  | 0   | 1  | .500 | 0  | 0   | 0  | 0   | .500 | 0  | 0  | 1-1    | 1  | 2  | 1  | .750  |
| 10 BORKOVICOVA Vikto  | .444 | 4-4   | 9   | 2  | 4  | 0  | 0  | 0  | 3   | 4  | .444 | 0  | 0   | 2  | 0   | .444 | 0  | 0  | 1-1    | 8  | 2  | 4  | .714  |
| 7 TRNKOVA Lenka....   | .286 | 4-3   | 7   | 1  | 2  | 0  | 0  | 0  | 0   | 2  | .286 | 0  | 0   | 1  | 0   | .286 | 0  | 0  | 0-0    | 3  | 0  | 0  | 1.000 |
| 6 HALADOVA Veronika   | .222 | 5-4   | 9   | 0  | 2  | 0  | 0  | 0  | 1   | 2  | .222 | 0  | 0   | 2  | 0   | .222 | 0  | 0  | 0-0    | 15 | 1  | 0  | 1.000 |
| 18 ZACHAROVA Henrieta | .222 | 4-4   | 9   | 1  | 2  | 0  | 0  | 0  | 0   | 2  | .222 | 0  | 0   | 1  | 0   | .222 | 0  | 0  | 0-1    | 1  | 4  | 0  | 1.000 |
| 14 FECHOVA Michaela.  | .000 | 3-2   | 4   | 0  | 0  | 0  | 0  | 0  | 0   | 0  | .000 | 0  | 0   | 3  | 0   | .000 | 0  | 0  | 0-0    | 3  | 1  | 0  | 1.000 |
| 11 SOKOLOVSKA Petra.  | .000 | 3-2   | 4   | 0  | 0  | 0  | 0  | 0  | 0   | 0  | .000 | 1  | 0   | 2  | 0   | .200 | 0  | 0  | 0-0    | 7  | 0  | 1  | .875  |
| 4 SUCHONOVA Lucia..   | .000 | 2-2   | 3   | 1  | 0  | 0  | 0  | 0  | 0   | 0  | .000 | 0  | 0   | 1  | 0   | .000 | 0  | 0  | 0-0    | 0  | 0  | 0  | .000  |
| 2 BOHUNICKA Kristin   | .000 | 2-1   | 2   | 0  | 0  | 0  | 0  | 0  | 0   | 0  | .000 | 0  | 0   | 1  | 0   | .000 | 0  | 0  | 0-0    | 0  | 0  | 1  | .000  |
| 3 KOVACICOVA Hana..   | .000 | 4-3   | 0   | 0  | 0  | 0  | 0  | 0  | 0   | 0  | .000 | 0  | 0   | 0  | 0   | .000 | 0  | 0  | 0-0    | 2  | 1  | 0  | 1.000 |
| 8 MACHOVA Simona...   | .000 | 1-1   | 0   | 0  | 0  | 0  | 0  | 0  | 0   | 0  | .000 | 0  | 0   | 0  | 0   | .000 | 0  | 0  | 0-0    | 0  | 0  | 1  | .000  |
| Totals.....           | .239 | 5-5   | 92  | 10 | 22 | 2  | 1  | 0  | 8   | 26 | .283 | 8  | 0   | 17 | 0   | .300 | 0  | 2  | 5-7    | 66 | 31 | 20 | .829  |
| Opponents.....        | .349 | 5-5   | 106 | 41 | 37 | 1  | 0  | 1  | 29  | 41 | .387 | 20 | 2   | 10 | 0   | .454 | 2  | 9  | 14-15  | 72 | 38 | 12 | .902  |

LOB - Team (21), Opp (32). DPs turned - Team (0), Opp (1). CI - Team (0), Opp (1). IBB - Team (1), CHALUPKOVA 1.

(All games Sorted by Earned run avg)

| Player               | ERA   | W-L | APP | GS | CG | SHO/CBO | SV | IP   | H  | R  | ER | BB | SO | 2B | 3B | HR | AB  | B/Avg | WP | HBP | BK | SFA | SHA |
|----------------------|-------|-----|-----|----|----|---------|----|------|----|----|----|----|----|----|----|----|-----|-------|----|-----|----|-----|-----|
| 1 MIHALKOVA Klaudia  | 4.30  | 1-2 | 5   | 3  | 2  | 0/0     | 0  | 15.1 | 22 | 23 | 11 | 15 | 10 | 1  | 0  | 1  | 69  | .319  | 2  | 1   | 0  | 2   | 4   |
| 5 GAJARSKA Elisabet  | 5.68  | 0-1 | 2   | 1  | 0  | 0/0     | 0  | 6.1  | 14 | 9  | 6  | 3  | 0  | 0  | 0  | 0  | 29  | .483  | 0  | 1   | 0  | 0   | 5   |
| 19 FAJNOVA Katarina. | 36.00 | 0-1 | 1   | 1  | 0  | 0/0     | 0  | 0.1  | 1  | 9  | 2  | 2  | 0  | 0  | 0  | 0  | 8   | .125  | 1  | 0   | 0  | 0   | 0   |
| Totals.....          | 5.18  | 1-4 | 5   | 5  | 2  | 0/0     | 0  | 22.0 | 37 | 41 | 19 | 20 | 10 | 1  | 0  | 1  | 106 | .349  | 3  | 2   | 0  | 2   | 9   |
| Opponents.....       | 1.00  | 4-1 | 5   | 5  | 3  | 1/0     | 0  | 24.0 | 22 | 10 | 4  | 8  | 17 | 2  | 1  | 0  | 92  | .239  | 1  | 0   | 0  | 0   | 2   |

PB - Team (6), KALICKA 4, BORKOVICOVA 2, Opp (4). SBA/ATT - KALICKA (12-13), MIHALKOVA (9-10), GAJARSKA (3-3), FAJNOVA (2-2), BORKOVICOVA (2-2).

(All games Sorted by Fielding pct)

| Player                | C   | PO | A  | E  | FLD%  | Dps | SBA | CSB | SBA%  | PB | CI |
|-----------------------|-----|----|----|----|-------|-----|-----|-----|-------|----|----|
| 6 HALADOVA Veronika   | 16  | 15 | 1  | 0  | 1.000 | 0   | 0   | 0   | ---   | 0  | 0  |
| 18 ZACHAROVA Henrieta | 5   | 1  | 4  | 0  | 1.000 | 0   | 0   | 0   | ---   | 0  | 0  |
| 14 FECHOVA Michaela.  | 4   | 3  | 1  | 0  | 1.000 | 0   | 0   | 0   | ---   | 0  | 0  |
| 3 KOVACICOVA Hana..   | 3   | 2  | 1  | 0  | 1.000 | 0   | 0   | 0   | ---   | 0  | 0  |
| 19 FAJNOVA Katarina.  | 3   | 1  | 2  | 0  | 1.000 | 0   | 2   | 0   | 1.000 | 0  | 0  |
| 7 TRNKOVA Lenka....   | 3   | 3  | 0  | 0  | 1.000 | 0   | 0   | 0   | ---   | 0  | 0  |
| 12 KALICKA Nikola...  | 17  | 11 | 4  | 2  | .882  | 0   | 12  | 1   | .923  | 4  | 0  |
| 11 SOKOLOVSKA Petra.  | 8   | 7  | 0  | 1  | .875  | 0   | 0   | 0   | ---   | 0  | 0  |
| 5 GAJARSKA Elisabet   | 11  | 6  | 3  | 2  | .818  | 0   | 3   | 0   | 1.000 | 0  | 0  |
| 1 MIHALKOVA Klaudia   | 12  | 3  | 6  | 3  | .750  | 0   | 9   | 1   | .900  | 0  | 0  |
| 15 STUPALOVA Patrici  | 4   | 1  | 2  | 1  | .750  | 0   | 0   | 0   | ---   | 0  | 0  |
| 10 BORKOVICOVA Vikto  | 14  | 8  | 2  | 4  | .714  | 0   | 2   | 0   | 1.000 | 2  | 0  |
| 16 CHALUPKOVA Martin  | 15  | 5  | 5  | 5  | .667  | 0   | 0   | 0   | ---   | 0  | 0  |
| 8 MACHOVA Simona...   | 1   | 0  | 0  | 1  | .000  | 0   | 0   | 0   | ---   | 0  | 0  |
| 2 BOHUNICKA Kristin   | 1   | 0  | 0  | 1  | .000  | 0   | 0   | 0   | ---   | 0  | 0  |
| 4 SUCHONOVA Lucia..   | 0   | 0  | 0  | 0  | .000  | 0   | 0   | 0   | ---   | 0  | 0  |
| Totals.....           | 117 | 66 | 31 | 20 | .829  | 0   | 14  | 1   | .933  | 6  | 0  |
| Opponents.....        | 122 | 72 | 38 | 12 | .902  | 1   | 5   | 2   | .714  | 4  | 1  |

Hitting minimums - 2.0 TPA/Game

Pitching minimums - 1.6 IP/Game





# European Championship Cadet Girls

Ostrava (Czech Republic) - August 5<sup>th</sup> / 10<sup>th</sup>, 2013



## Teams' Stats



### Ukraine

### UKR

EChCG Ostrava 2013  
Overall Statistics for UKRAINE (as of Aug 08, 2013)  
(All games Sorted by Batting avg)

Record: 1-4

| Player               | AVG   | GP-GS | AB | R  | H  | 2B | 3B | HR | RBI | TB | SLG%  | BB | HBP | SO | GDP | OB%   | SF | SH | SB-ATT | PO | A  | E  | FLD%  |
|----------------------|-------|-------|----|----|----|----|----|----|-----|----|-------|----|-----|----|-----|-------|----|----|--------|----|----|----|-------|
| 3 LYSENKO Anna.....  | .500  | 5-5   | 10 | 1  | 5  | 1  | 0  | 0  | 1   | 6  | .600  | 0  | 0   | 1  | 0   | .500  | 0  | 0  | 0-0    | 2  | 2  | 0  | 1.000 |
| 1 KOSHCHANOVSKA Ana  | .333  | 5-5   | 9  | 0  | 3  | 0  | 1  | 0  | 1   | 5  | .556  | 1  | 0   | 5  | 0   | .400  | 0  | 0  | 2-2    | 33 | 0  | 5  | .868  |
| 13 ZARITSKA Yuliia.. | .333  | 5-5   | 6  | 2  | 2  | 0  | 0  | 0  | 0   | 2  | .333  | 5  | 0   | 2  | 0   | .636  | 0  | 1  | 4-5    | 1  | 0  | 1  | .500  |
| 7 KURINNA Alina....  | .300  | 5-5   | 10 | 3  | 3  | 0  | 0  | 0  | 4   | 3  | .300  | 3  | 0   | 0  | 0   | .462  | 0  | 3  | 2-2    | 3  | 7  | 0  | 1.000 |
| 2 KARAGOZIAN Roksan  | .286  | 5-5   | 7  | 2  | 2  | 0  | 0  | 0  | 2   | 2  | .286  | 3  | 0   | 4  | 0   | .500  | 0  | 0  | 2-3    | 2  | 0  | 2  | .500  |
| 4 KASIAN Anna.....   | .267  | 5-5   | 15 | 3  | 4  | 1  | 0  | 0  | 3   | 5  | .333  | 0  | 0   | 1  | 0   | .267  | 0  | 0  | 0-0    | 6  | 6  | 4  | .750  |
| 9 LINNIKOVA Viktori  | .200  | 5-5   | 10 | 5  | 2  | 0  | 0  | 0  | 1   | 2  | .200  | 4  | 0   | 2  | 0   | .429  | 0  | 2  | 2-3    | 14 | 3  | 2  | .895  |
| 10 POLISHCHUK Tetian | .111  | 5-5   | 9  | 1  | 1  | 0  | 0  | 0  | 0   | 1  | .111  | 1  | 0   | 1  | 0   | .200  | 0  | 0  | 1-1    | 0  | 6  | 4  | .600  |
| -----                |       |       |    |    |    |    |    |    |     |    |       |    |     |    |     |       |    |    |        |    |    |    |       |
| 6 KOLOVSKA Maryna..  | 1.000 | 3-0   | 1  | 1  | 1  | 0  | 0  | 0  | 1   | 1  | 1.000 | 2  | 1   | 0  | 0   | 1.000 | 0  | 0  | 0-0    | 0  | 0  | 0  | .000  |
| 12 RODIONOVA Viktori | .286  | 5-5   | 7  | 4  | 2  | 0  | 0  | 0  | 0   | 2  | .286  | 2  | 0   | 0  | 0   | .444  | 0  | 0  | 4-4    | 5  | 2  | 0  | 1.000 |
| 5 LUBENETS Roksolan  | .200  | 3-0   | 5  | 2  | 1  | 1  | 0  | 0  | 2   | 2  | .400  | 0  | 0   | 1  | 0   | .200  | 0  | 0  | 0-0    | 0  | 0  | 0  | .000  |
| 11 KAPITANCHUK Vikto | .000  | 3-0   | 2  | 2  | 0  | 0  | 0  | 0  | 0   | 0  | .000  | 2  | 0   | 1  | 0   | .500  | 0  | 0  | 0-0    | 0  | 0  | 0  | .000  |
| 15 VERSHYNINA Daria. | .000  | 3-1   | 1  | 2  | 0  | 0  | 0  | 0  | 0   | 0  | .000  | 2  | 0   | 0  | 0   | .667  | 0  | 0  | 1-1    | 1  | 1  | 1  | .667  |
| 8 KULINICH Anastasi  | .000  | 1-0   | 1  | 1  | 0  | 0  | 0  | 0  | 0   | 0  | .000  | 1  | 0   | 0  | 0   | .500  | 0  | 0  | 0-0    | 0  | 0  | 0  | .000  |
| Totals.....          | .280  | 5-5   | 93 | 29 | 26 | 3  | 1  | 0  | 15  | 31 | .333  | 26 | 1   | 18 | 0   | .442  | 0  | 6  | 18-21  | 67 | 32 | 19 | .839  |
| Opponents.....       | .219  | 5-5   | 96 | 32 | 21 | 0  | 2  | 2  | 25  | 31 | .323  | 22 | 3   | 12 | 0   | .377  | 1  | 1  | 12-13  | 69 | 38 | 14 | .884  |

LOB - Team (28), Opp (25). DPs turned - Team (1). CI - Team (1), LINNIKOVA 1. IBB - Team (0), Opp (1).

(All games Sorted by Earned run avg)

| Player               | ERA  | W-L | APP | GS | CG | SHO/CBO | SV | IP   | H  | R  | ER | BB | SO | 2B | 3B | HR | AB | B/Avg | WP | HBP | BK | SFA | SHA |
|----------------------|------|-----|-----|----|----|---------|----|------|----|----|----|----|----|----|----|----|----|-------|----|-----|----|-----|-----|
| 14 ZOLOTAROVA Olga.. | 5.29 | 0-3 | 3   | 3  | 1  | 0/0     | 0  | 11.1 | 11 | 14 | 10 | 4  | 2  | 0  | 1  | 1  | 48 | .229  | 2  | 2   | 0  | 1   | 0   |
| -----                |      |     |     |    |    |         |    |      |    |    |    |    |    |    |    |    |    |       |    |     |    |     |     |
| 3 LYSENKO Anna.....  | 1.29 | 1-0 | 3   | 1  | 0  | 0/0     | 0  | 4.2  | 1  | 5  | 1  | 11 | 6  | 0  | 0  | 0  | 18 | .056  | 2  | 1   | 1  | 0   | 0   |
| 7 KURINNA Alina....  | 2.84 | 0-1 | 3   | 1  | 0  | 0/0     | 0  | 6.1  | 9  | 13 | 3  | 7  | 4  | 0  | 1  | 1  | 30 | .300  | 4  | 0   | 0  | 0   | 1   |
| Totals.....          | 3.76 | 1-4 | 5   | 5  | 1  | 0/0     | 0  | 22.1 | 21 | 32 | 14 | 22 | 12 | 0  | 2  | 2  | 96 | .219  | 8  | 3   | 1  | 1   | 1   |
| Opponents.....       | 1.30 | 4-1 | 5   | 5  | 4  | 0/0     | 0  | 23.0 | 26 | 29 | 5  | 26 | 18 | 3  | 1  | 0  | 93 | .280  | 3  | 1   | 0  | 0   | 6   |

PB - Team (17), LINNIKOVA 17, Opp (6). SBA/ATT - LINNIKOVA (12-13), ZOLOTAROVA (6-7), LYSENKO (5-5), KURINNA (1-1).

(All games Sorted by Fielding pct)

| Player               | C   | PO | A  | E  | FLD%  | Dps | SBA | CSB | SBA%  | PB | CI |
|----------------------|-----|----|----|----|-------|-----|-----|-----|-------|----|----|
| 7 KURINNA Alina....  | 10  | 3  | 7  | 0  | 1.000 | 0   | 1   | 0   | 1.000 | 0  | 0  |
| 12 RODIONOVA Viktori | 7   | 5  | 2  | 0  | 1.000 | 0   | 0   | 0   | ---   | 0  | 0  |
| 14 ZOLOTAROVA Olga.. | 5   | 0  | 5  | 0  | 1.000 | 0   | 6   | 1   | .857  | 0  | 0  |
| 3 LYSENKO Anna.....  | 4   | 2  | 2  | 0  | 1.000 | 0   | 5   | 0   | 1.000 | 0  | 0  |
| 9 LINNIKOVA Viktori  | 19  | 14 | 3  | 2  | .895  | 0   | 12  | 1   | .923  | 17 | 1  |
| 1 KOSHCHANOVSKA Ana  | 38  | 33 | 0  | 5  | .868  | 1   | 0   | 0   | ---   | 0  | 0  |
| 4 KASIAN Anna.....   | 16  | 6  | 6  | 4  | .750  | 0   | 0   | 0   | ---   | 0  | 0  |
| 15 VERSHYNINA Daria. | 3   | 1  | 1  | 1  | .667  | 0   | 0   | 0   | ---   | 0  | 0  |
| 10 POLISHCHUK Tetian | 10  | 0  | 6  | 4  | .600  | 0   | 0   | 0   | ---   | 0  | 0  |
| 2 KARAGOZIAN Roksan  | 4   | 2  | 0  | 2  | .500  | 0   | 0   | 0   | ---   | 0  | 0  |
| 13 ZARITSKA Yuliia.. | 2   | 1  | 0  | 1  | .500  | 0   | 0   | 0   | ---   | 0  | 0  |
| 5 LUBENETS Roksolan  | 0   | 0  | 0  | 0  | .000  | 0   | 0   | 0   | ---   | 0  | 0  |
| 11 KAPITANCHUK Vikto | 0   | 0  | 0  | 0  | .000  | 0   | 0   | 0   | ---   | 0  | 0  |
| 6 KOLOVSKA Maryna..  | 0   | 0  | 0  | 0  | .000  | 0   | 0   | 0   | ---   | 0  | 0  |
| 8 KULINICH Anastasi  | 0   | 0  | 0  | 0  | .000  | 0   | 0   | 0   | ---   | 0  | 0  |
| Totals.....          | 118 | 67 | 32 | 19 | .839  | 1   | 12  | 1   | .923  | 17 | 1  |
| Opponents.....       | 121 | 69 | 38 | 14 | .884  | 0   | 18  | 3   | .857  | 6  | 0  |

Hitting minimums - 2.0 TPA/Game

Pitching minimums - 1.6 IP/Game



# European Championship Cadet Girls

Ostrava (Czech Republic) - August 5<sup>th</sup> / 10<sup>th</sup>, 2013



## Leaders Summary

EChCG Ostrava 2013  
Batting Leaders (as of Aug 08, 2013)  
(All games)

Hitting minimums - 2.0 TPA/Game  
Pitching minimums - 1.6 IP/Game

### Batting avg

|                                 |      |
|---------------------------------|------|
| 1. MAKESHINA Anastasi, RUS..... | .625 |
| 2. KARPACHEVA Irina, RUS.....   | .571 |
| 3. LOS Isa, NED.....            | .500 |
| LYSENKO Anna, UKR.....          | .500 |
| KOZIOL Emilia, POL.....         | .500 |
| 6. GRAFSKAYA Valeria, RUS.....  | .467 |
| 7. TABACKOVA Nikol, CZE.....    | .462 |
| 8. CHALUPKOVA Martina, SVK..... | .444 |
| 9. CHARLES Damishah, NED.....   | .429 |
| 10. HIERONYMUS Anne, GER.....   | .417 |

### Slugging pct

|                                 |      |
|---------------------------------|------|
| 1. CHALUPKOVA Martina, SVK..... | .778 |
| 2. CHARLES Damishah, NED.....   | .762 |
| 3. MAKESHINA Anastasi, RUS..... | .750 |
| 4. ARMIROTTTO Noa, BEL.....     | .700 |
| 5. NEUMANN Klara, GER.....      | .684 |
| 6. WISSINK Laura, NED.....      | .667 |
| 7. LOS Isa, NED.....            | .625 |
| 8. GRAFSKAYA Valeria, RUS.....  | .600 |
| LYSENKO Anna, UKR.....          | .600 |
| 10. KARPACHEVA Irina, RUS.....  | .571 |

### On base pct

|                                 |      |
|---------------------------------|------|
| 1. KARPACHEVA Irina, RUS.....   | .750 |
| 2. KUZMANOVIC Ivana, SRB.....   | .714 |
| 3. MAKESHINA Anastasi, RUS..... | .667 |
| 4. KOZIOL Emilia, POL.....      | .636 |
| ZARITSKA Yuliia, UKR.....       | .636 |
| 6. LOS Isa, NED.....            | .619 |
| 7. BOS Fleur, NED.....          | .615 |
| ZISCA Stefania, ROM.....        | .615 |
| 9. MARTIROSIAN Karine, RUS..... | .600 |
| 10. HIERONYMUS Anne, GER.....   | .588 |

### Runs scored

|                                 |    |
|---------------------------------|----|
| 1. GRAFSKAYA Valeria, RUS.....  | 11 |
| 2. MAKESHINA Anastasi, RUS..... | 10 |
| 3. SOROKINA Victoria, RUS.....  | 9  |
| CHARLES Damishah, NED.....      | 9  |
| 5. SNOW Alana, GBR.....         | 8  |
| REMMERS Britt, NED.....         | 8  |
| UDINK Amy, NED.....             | 8  |
| LOS Isa, NED.....               | 8  |
| 9. 4 tied at.....               | 7  |

### Hits

|                                 |    |
|---------------------------------|----|
| 1. MAKESHINA Anastasi, RUS..... | 10 |
| 2. CHARLES Damishah, NED.....   | 9  |
| 3. LOS Isa, NED.....            | 8  |
| 4. ARMIROTTTO Noa, BEL.....     | 7  |
| NEUMANN Klara, GER.....         | 7  |
| WISSINK Laura, NED.....         | 7  |
| NACHAROVA Anastasi, RUS.....    | 7  |
| GRAFSKAYA Valeria, RUS.....     | 7  |
| 9. 5 tied at.....               | 6  |

### Runs batted in

|                                |   |
|--------------------------------|---|
| 1. CHARLES Damishah, NED.....  | 7 |
| KHLUDOVA Tatiana, RUS.....     | 7 |
| WISSINK Laura, NED.....        | 7 |
| ZAKAZNIKOVA Nina, RUS.....     | 7 |
| ARMIROTTTO Noa, BEL.....       | 7 |
| 6. SOROKINA Victoria, RUS..... | 6 |
| KACZOR Patrycja, POL.....      | 6 |
| MAKESHINA Anastasi, RUS.....   | 6 |
| 9. 10 tied at.....             | 5 |

### Doubles

|                               |   |
|-------------------------------|---|
| 1. CHARLES Damishah, NED..... | 3 |
| WISSINK Laura, NED.....       | 3 |
| BROSCH Fiona, GER.....        | 3 |
| 4. COUFALOVA Julie, CZE.....  | 2 |
| STOJKOVIC Durdina, SRB.....   | 2 |
| NEUMANN Klara, GER.....       | 2 |
| MAKESHINA Anastasi, RUS.....  | 2 |
| STEFFEN Chiara, GER.....      | 2 |
| SKOLOVA Adela, CZE.....       | 2 |
| SOROKINA Victoria, RUS.....   | 2 |

### Triples

|                             |   |
|-----------------------------|---|
| 1. ARMIROTTTO Noa, BEL..... | 2 |
| NEUMANN Klara, GER.....     | 2 |
| CHARLES Damishah, NED.....  | 2 |
| 4. 8 tied at.....           | 1 |

### Home runs

|                             |   |
|-----------------------------|---|
| 1. ARMIROTTTO Noa, BEL..... | 1 |
| SNOW Alana, GBR.....        | 1 |
| MANCIC Katarina, SRB.....   | 1 |

### Total bases

|                                 |    |
|---------------------------------|----|
| 1. CHARLES Damishah, NED.....   | 16 |
| 2. ARMIROTTTO Noa, BEL.....     | 14 |
| 3. NEUMANN Klara, GER.....      | 13 |
| 4. WISSINK Laura, NED.....      | 12 |
| MAKESHINA Anastasi, RUS.....    | 12 |
| 6. LOS Isa, NED.....            | 10 |
| 7. BROSCH Fiona, GER.....       | 9  |
| GRAFSKAYA Valeria, RUS.....     | 9  |
| SNOW Alana, GBR.....            | 9  |
| 10. SOROKINA Victoria, RUS..... | 8  |

### Walks

|                                |   |
|--------------------------------|---|
| 1. SOROKINA Victoria, RUS..... | 6 |
| 2. BOS Fleur, NED.....         | 5 |
| KUZMANOVIC Ivana, SRB.....     | 5 |
| HENSON Ella, GBR.....          | 5 |
| JANSSENS Celine, BEL.....      | 5 |
| ZISCA Stefania, ROM.....       | 5 |
| MARTIROSIAN Karine, RUS.....   | 5 |
| ZARITSKA Yuliia, UKR.....      | 5 |
| GRUJICIC Katarina, SRB.....    | 5 |
| 10. 8 tied at.....             | 4 |

### Hit by pitch

|                                 |   |
|---------------------------------|---|
| 1. AUGULEVICIUTE Doro, LTU..... | 3 |
| KUZMANOVIC Ivana, SRB.....      | 3 |
| HIERONYMUS Anne, GER.....       | 3 |
| 4. KLIMPLOVA Veronika, CZE..... | 2 |
| IANNELLI Laura, NED.....        | 2 |
| WALTEROVA Aneta, CZE.....       | 2 |
| 7. 27 tied at.....              | 1 |

### Sac bunts

|                                |   |
|--------------------------------|---|
| 1. HALABURTOVA Marie, CZE..... | 4 |
| 2. GRAFSKAYA Valeria, RUS..... | 3 |
| PAVLIKOVA Anna, CZE.....       | 3 |
| THIEL Alyce, GER.....          | 3 |
| SOROKINA Victoria, RUS.....    | 3 |
| KURINNA Alina, UKR.....        | 3 |
| 7. 7 tied at.....              | 2 |

### Sac flies

|                               |   |
|-------------------------------|---|
| 1. CHARLES Damishah, NED..... | 1 |
| GRAFSKAYA Valeria, RUS.....   | 1 |
| MANCIC Katarina, SRB.....     | 1 |
| BAKHOVA Marketa, CZE.....     | 1 |
| KACZOR Patrycja, POL.....     | 1 |
| FURKOVA Jana, CZE.....        | 1 |
| COUFALOVA Julie, CZE.....     | 1 |
| VAN ALEBEEK Mandy, NED.....   | 1 |

### Stolen bases

|                                 |   |
|---------------------------------|---|
| 1. KARPACHEVA Irina, RUS.....   | 7 |
| 2. MAKESHINA Anastasi, RUS..... | 6 |
| ZISCA Stefania, ROM.....        | 6 |
| 4. KLIMPLOVA Veronika, CZE..... | 5 |
| JORDAKOVA Lenka, CZE.....       | 5 |
| 6. 8 tied at.....               | 4 |

### Total plate appearances

|                                |    |
|--------------------------------|----|
| 1. CHARLES Damishah, NED.....  | 25 |
| 2. SOROKINA Victoria, RUS..... | 24 |
| 3. GRAFSKAYA Valeria, RUS..... | 22 |
| NACHAROVA Anastasi, RUS.....   | 22 |
| DE PERMENTIER Stin, BEL.....   | 22 |
| 6. JANSSENS Celine, BEL.....   | 21 |
| LOS Isa, NED.....              | 21 |
| ARMIROTTTO Noa, BEL.....       | 21 |
| HENSON Ella, GBR.....          | 21 |
| 10. 4 tied at.....             | 20 |

### At bats

|                                 |    |
|---------------------------------|----|
| 1. CHARLES Damishah, NED.....   | 21 |
| 2. ARMIROTTTO Noa, BEL.....     | 20 |
| 3. DE PERMENTIER Stin, BEL..... | 19 |
| NEUMANN Klara, GER.....         | 19 |
| KHLUDOVA Tatiana, RUS.....      | 19 |
| 6. HIRAI Laura, GBR.....        | 18 |
| NACHAROVA Anastasi, RUS.....    | 18 |
| WISSINK Laura, NED.....         | 18 |
| BROSCH Fiona, GER.....          | 18 |
| 10. 2 tied at.....              | 17 |

### Steal attempts

|                                 |   |
|---------------------------------|---|
| 1. KARPACHEVA Irina, RUS.....   | 7 |
| 2. MAKESHINA Anastasi, RUS..... | 6 |
| ZISCA Stefania, ROM.....        | 6 |
| 4. KLIMPLOVA Veronika, CZE..... | 5 |
| JORDAKOVA Lenka, CZE.....       | 5 |
| ZARITSKA Yuliia, UKR.....       | 5 |
| TABACKOVA Nikol, CZE.....       | 5 |
| 8. 9 tied at.....               | 4 |

### Strikeouts

|                                 |   |
|---------------------------------|---|
| 1. DZIALKOWSKA Aleks., POL..... | 6 |
| 2. MACKINNON Gemma, GBR.....    | 5 |
| KARENAUSKAITE Goda, LTU.....    | 5 |
| KOSHCHANOVSKA Anas, UKR.....    | 5 |
| 5. 9 tied at.....               | 4 |

### Caught stealing

|                             |   |
|-----------------------------|---|
| 1. KARIC Katarina, SRB..... | 2 |
| 2. 29 tied at.....          | 1 |

### Grounded into DP

|                              |   |
|------------------------------|---|
| 1. WISSINK Laura, NED.....   | 1 |
| ANDROINE El. Monic, ROM..... | 1 |
| PETER Katrin, GER.....       | 1 |
| KACZOR Patrycja, POL.....    | 1 |



# European Championship Cadet Girls

Ostrava (Czech Republic) - August 5<sup>th</sup> / 10<sup>th</sup>, 2013



EChCG Ostrava 2013  
Batting Analysis Leaders (as of Aug 08, 2013)  
(All games)

Hitting minimums - 2.0 TPA/Game  
Pitching minimums - 1.6 IP/Game

#### Avg vs left

-----

|                                 |      |
|---------------------------------|------|
| 1. WISSINK Laura, NED.....      | .750 |
| 2. KACZOR Patrycja, POL.....    | .667 |
| 3. NEUMANN Klara, GER.....      | .600 |
| GELDOF Kate, BEL.....           | .600 |
| KARIC Katarina, SRB.....        | .600 |
| 6. NACHAROVA Anastasi, RUS..... | .500 |
| LOS Isa, NED.....               | .500 |
| BOUWMAN Lisa, NED.....          | .500 |
| DZIALKOWSKA Aleks., POL.....    | .500 |
| KOCK Shaneequa, NED.....        | .500 |

#### Avg w/bases loaded

|                             |       |
|-----------------------------|-------|
| 1. ARMIROTTTO Noa, BEL..... | 1.000 |
| KHLUDOVA Tatiana, RUS.....  | 1.000 |
| WISSINK Laura, NED.....     | 1.000 |
| JANSSENS Celine, BEL.....   | 1.000 |
| GELDOF Kate, BEL.....       | 1.000 |
| UDINK Amy, NED.....         | 1.000 |
| TABACKOVA Nikol, CZE.....   | 1.000 |
| STOJKOVIC Durdina, SRB..... | 1.000 |
| REMMERS Britt, NED.....     | 1.000 |
| HALADOVA Veronika, SVK..... | 1.000 |

#### Pinch hitting avg

|                                 |       |
|---------------------------------|-------|
| 1. GRAFSKAYA Valeria, RUS.....  | 1.000 |
| KOLOVSKA Maryna, UKR.....       | 1.000 |
| JORDAKOVA Lenka, CZE.....       | 1.000 |
| 4. HOFMANN Louisa, GER.....     | .333  |
| 5. KAPITANCHUK Viktor, UKR..... | .000  |
| STUART Rhowan, NED.....         | .000  |
| MAC KENZIE Celina, GER.....     | .000  |
| BELIAEVA Elizaveta, RUS.....    | .000  |
| FURKOVA Jana, CZE.....          | .000  |
| MICHALAK Gabriela, POL.....     | .000  |

#### 2-out RBIs

|                                 |   |
|---------------------------------|---|
| 1. GELDOF Kate, BEL.....        | 5 |
| 2. STOJKOVIC Aleksand, SRB..... | 4 |
| ARMIROTTTO Noa, BEL.....        | 4 |
| 4. 8 tied at.....               | 3 |

#### Fly outs

|                              |    |
|------------------------------|----|
| 1. VYBORNA Apolena, CZE..... | 10 |
| 2. MANCIC Katarina, SRB..... | 7  |
| JOZSOVA Denisa, CZE.....     | 7  |
| 4. RUDYK Klaudia, POL.....   | 6  |
| CHARLES Damishah, NED.....   | 6  |
| JANSSENS Celine, BEL.....    | 6  |
| DE PERMENTIER Stin, BEL..... | 6  |
| DOWD Eleanor, GBR.....       | 6  |
| ARMIROTTTO Noa, BEL.....     | 6  |
| 10.4 tied at.....            | 5  |

#### Ground outs/Fly outs

|                                 |       |
|---------------------------------|-------|
| 1. GHERGHEL Valerica-, ROM..... | 99.00 |
| MICHALSKA Karina, POL.....      | 99.00 |
| KARPACHEVA Irina, RUS.....      | 99.00 |
| ZARITSKA Yuliia, UKR.....       | 99.00 |
| 5. ANDROINE El. Monic, ROM..... | 6.00  |
| 6. SNOW Alana, GBR.....         | 5.00  |
| ZAKAZNIKOVA Nina, RUS.....      | 5.00  |
| KURINNA Alina, UKR.....         | 5.00  |
| BOS Fleur, NED.....             | 5.00  |
| 10.KOCK Shaneequa, NED.....     | 4.00  |

#### Avg vs right

-----

|                                |      |
|--------------------------------|------|
| 1. MAKESHINA Anastasi, RUS.... | .625 |
| 2. KARPACHEVA Irina, RUS.....  | .571 |
| 3. LOS Isa, NED.....           | .500 |
| LYSENKO Anna, UKR.....         | .500 |
| KOZIOL Emilia, POL.....        | .500 |
| 6. GRAFSKAYA Valeria, RUS..... | .467 |
| 7. TABACKOVA Nikol, CZE.....   | .462 |
| 8. CHALUPKOVA Martina, SVK.... | .444 |
| 9. CHARLES Damishah, NED.....  | .429 |
| 10.HIERONYMUS Anne, GER.....   | .417 |

#### Avg w/bases empty

|                              |       |
|------------------------------|-------|
| 1. BOERMANS Lynn, BEL.....   | 1.000 |
| BOS Fleur, NED.....          | 1.000 |
| ZHURAVLEVA Tatiana, RUS....  | 1.000 |
| KARPACHEVA Irina, RUS.....   | 1.000 |
| DE HOOG Jacqueline, NED..... | 1.000 |
| ROOZENBURG Vera, NED.....    | 1.000 |
| ZIPPENFENIG Talith, GER....  | 1.000 |
| VAGNEROVA Pavlina, CZE.....  | 1.000 |
| KOLOVSKA Maryna, UKR.....    | 1.000 |
| 10.BAKKER Julia, BEL.....    | .800  |

#### Avg w/RBI ops

|                                |       |
|--------------------------------|-------|
| 1. ZISCA Stefania, ROM.....    | 1.000 |
| KUZMANOVIC Ivana, SRB.....     | 1.000 |
| 3. KACZOR Patrycja, POL.....   | .800  |
| 4. MAKESHINA Anastasi, RUS.... | .750  |
| 5. CHALUPKOVA Martina, SVK.... | .667  |
| 6. STEFFEN Chiara, GER.....    | .600  |
| LOS Isa, NED.....              | .600  |
| 8. ARMIROTTTO Noa, BEL.....    | .500  |
| UDINK Amy, NED.....            | .500  |
| UDOVICIC Nevena, SRB.....      | .500  |

#### Pinch hit at bats

|                             |   |
|-----------------------------|---|
| 1. HOFMANN Louisa, GER..... | 3 |
| 2. STUART Rhowan, NED.....  | 2 |
| KAPITANCHUK Viktor, UKR.... | 2 |
| 4. 11 tied at.....          | 1 |

#### Runners advanced

|                               |   |
|-------------------------------|---|
| 1. CHARLES Damishah, NED..... | 8 |
| 2. WISSINK Laura, NED.....    | 6 |
| KHLUDOVA Tatiana, RUS.....    | 6 |
| GRAFSKAYA Valeria, RUS.....   | 6 |
| 5. ZAKAZNIKOVA Nina, RUS..... | 5 |
| 6. 7 tied at.....             | 4 |

#### Ground outs

|                                |   |
|--------------------------------|---|
| 1. KHLUDOVA Tatiana, RUS.....  | 8 |
| 2. GRAFSKAYA Valeria, RUS..... | 7 |
| HENSON Ella, GBR.....          | 7 |
| STEFFEN Chiara, GER.....       | 7 |
| GAJARSKA Elisabeth, SVK....    | 7 |
| ARMIROTTTO Noa, BEL.....       | 7 |
| DE PERMENTIER Stin, BEL.....   | 7 |
| SOROKINA Victoria, RUS.....    | 7 |
| 9. 6 tied at.....              | 6 |

#### Pct reach as leadoff

-----

|                              |       |
|------------------------------|-------|
| 1. ARMIROTTTO Noa, BEL.....  | 1.000 |
| BROSCH Fiona, GER.....       | 1.000 |
| NACHAROVA Anastasi, RUS....  | 1.000 |
| MAKESHINA Anastasi, RUS....  | 1.000 |
| GRAFSKAYA Valeria, RUS.....  | 1.000 |
| RUDYK Klaudia, POL.....      | 1.000 |
| BOERMANS Lynn, BEL.....      | 1.000 |
| KARIC Katarina, SRB.....     | 1.000 |
| RACILA Alexandra-P, ROM..... | 1.000 |
| KARPACHEVA Irina, RUS.....   | 1.000 |

#### Avg w/runners

|                                |       |
|--------------------------------|-------|
| 1. ZISCA Stefania, ROM.....    | 1.000 |
| 2. MAKESHINA Anastasi, RUS.... | .667  |
| LYSENKO Anna, UKR.....         | .667  |
| KACZOR Patrycja, POL.....      | .667  |
| 5. LOS Isa, NED.....           | .600  |
| GRAFSKAYA Valeria, RUS.....    | .600  |
| CHALUPKOVA Martina, SVK....    | .600  |
| 8. TABACKOVA Nikol, CZE.....   | .571  |
| 9. KLIMPLOVA Veronika, CZE.... | .500  |
| HIERONYMUS Anne, GER.....      | .500  |

#### Pct adv runners

|                                |       |
|--------------------------------|-------|
| 1. LYSENKO Anna, UKR.....      | 1.000 |
| ZISCA Stefania, ROM.....       | 1.000 |
| 3. ZAKAZNIKOVA Nina, RUS....   | .923  |
| 4. MAKESHINA Anastasi, RUS.... | .909  |
| 5. HIERONYMUS Anne, GER.....   | .875  |
| KARPACHEVA Irina, RUS.....     | .875  |
| 7. CHARLES Damishah, NED.....  | .857  |
| KACZOR Patrycja, POL.....      | .857  |
| 9. TANASIJEVIC Yelena, SRB.... | .833  |
| MICHALSKA Karina, POL.....     | .833  |

#### Pinch hits

|                              |   |
|------------------------------|---|
| 1. KOLOVSKA Maryna, UKR..... | 1 |
| JORDAKOVA Lenka, CZE.....    | 1 |
| GRAFSKAYA Valeria, RUS.....  | 1 |
| HOFMANN Louisa, GER.....     | 1 |

#### Runners left on base

|                           |   |
|---------------------------|---|
| 1. STREUX Kim, BEL.....   | 9 |
| HUTCHISON Amie, GBR.....  | 9 |
| 3. PETER Katrin, GER..... | 8 |
| 4. DOWD Eleanor, GBR..... | 7 |
| 5. 10 tied at.....        | 6 |

#### Fly outs/Ground outs

|                               |       |
|-------------------------------|-------|
| 1. VYBORNA Apolena, CZE.....  | 99.00 |
| KARIC Katarina, SRB.....      | 99.00 |
| KOSCHCHANOVSKA Anas, UKR....  | 99.00 |
| ZISCA Stefania, ROM.....      | 99.00 |
| KARAGOZIAN Rokšana, UKR....   | 99.00 |
| 6. DOWD Eleanor, GBR.....     | 6.00  |
| 7. MIHALKOVA Klaudia, SVK.... | 5.00  |
| 8. CAINAR Niculina, ROM.....  | 4.00  |
| 9. MANCIC Katarina, SRB.....  | 3.50  |
| 10.RUDYK Klaudia, POL.....    | 3.00  |



# European Championship Cadet Girls

Ostrava (Czech Republic) - August 5<sup>th</sup> / 10<sup>th</sup>, 2013



EChCG Ostrava 2013  
Batting Per-Game Leaders (as of Aug 08, 2013)  
(All games)

Hitting minimums - 2.0 TPA/Game  
Pitching minimums - 1.6 IP/Game

#### Hits per game

|                                 |      |
|---------------------------------|------|
| 1. MAKESHINA Anastasi, RUS..... | 1.43 |
| 2. CHARLES Damishah, NED.....   | 1.29 |
| 3. TABACKOVA Nikol, CZE.....    | 1.20 |
| 4. LOS Isa, NED.....            | 1.14 |
| 5. ARMIROTO Noa, BEL.....       | 1.00 |
| NEUMANN Klara, GER.....         | 1.00 |
| WISSINK Laura, NED.....         | 1.00 |
| NACHAROVA Anastasi, RUS.....    | 1.00 |
| GRAFSKAYA Valeria, RUS.....     | 1.00 |
| UDOVICIC Nevena, SRB.....       | 1.00 |

#### Triples per game

|                                |      |
|--------------------------------|------|
| 1. CHARLES Damishah, NED.....  | 0.29 |
| 2. ARMIROTO Noa, BEL.....      | 0.29 |
| NEUMANN Klara, GER.....        | 0.29 |
| 4. LAZAREANU Sabina, ROM.....  | 0.20 |
| KOSHCHANOVSKA Anas, UKR.....   | 0.20 |
| CHALUPKOVA Martina, SVK.....   | 0.20 |
| 7. WISSINK Laura, NED.....     | 0.14 |
| LOS Isa, NED.....              | 0.14 |
| GRAFSKAYA Valeria, RUS.....    | 0.14 |
| 10. KHLUDOVA Tatiana, RUS..... | 0.00 |

#### Stolen bases per game

|                                 |      |
|---------------------------------|------|
| 1. ZISCA Stefania, ROM.....     | 1.20 |
| 2. KARPACHEVA Irina, RUS.....   | 1.17 |
| 3. KLIMPLOVA Veronika, CZE..... | 1.00 |
| 4. MAKESHINA Anastasi, RUS..... | 0.86 |
| 5. TABACKOVA Nikol, CZE.....    | 0.80 |
| UDOVICIC Nevena, SRB.....       | 0.80 |
| ZARITSKA Yuliia, UKR.....       | 0.80 |
| 8. GHERGHEL Valerica-, ROM..... | 0.60 |
| 9. KHLUDOVA Tatiana, RUS.....   | 0.57 |
| MARTIROSIAN Karine, RUS.....    | 0.57 |

#### At bats per game

|                                 |      |
|---------------------------------|------|
| 1. CHARLES Damishah, NED.....   | 3.00 |
| KASIAN Anna, UKR.....           | 3.00 |
| MANCIC Katarina, SRB.....       | 3.00 |
| DZIALKOWSKA Aleks., POL.....    | 3.00 |
| 5. ARMIROTO Noa, BEL.....       | 2.86 |
| 6. RUDYK Klaudia, POL.....      | 2.80 |
| 7. PIRVU Marina-Madal, ROM..... | 2.75 |
| 8. DE PERMENTIER Stin, BEL..... | 2.71 |
| KHLUDOVA Tatiana, RUS.....      | 2.71 |
| NEUMANN Klara, GER.....         | 2.71 |

#### Runs scored per game

|                                 |      |
|---------------------------------|------|
| 1. GRAFSKAYA Valeria, RUS.....  | 1.57 |
| 2. MAKESHINA Anastasi, RUS..... | 1.43 |
| 3. CHARLES Damishah, NED.....   | 1.29 |
| SOROKINA Victoria, RUS.....     | 1.29 |
| 5. UDOVICIC Nevena, SRB.....    | 1.20 |
| STOJKOVIC Durdina, SRB.....     | 1.20 |
| 7. KARPACHEVA Irina, RUS.....   | 1.17 |
| 8. SNOW Alana, GBR.....         | 1.14 |
| LOS Isa, NED.....               | 1.14 |
| UDINK Amy, NED.....             | 1.14 |

#### Homers per game

|                               |      |
|-------------------------------|------|
| 1. MANCIC Katarina, SRB.....  | 0.20 |
| 2. ARMIROTO Noa, BEL.....     | 0.14 |
| SNOW Alana, GBR.....          | 0.14 |
| 4. CHARLES Damishah, NED..... | 0.00 |
| KHLUDOVA Tatiana, RUS.....    | 0.00 |
| DE PERMENTIER Stin, BEL.....  | 0.00 |
| NEUMANN Klara, GER.....       | 0.00 |
| HIRAI Laura, GBR.....         | 0.00 |
| BROSCH Fiona, GER.....        | 0.00 |
| WISSINK Laura, NED.....       | 0.00 |

#### Walks per game

|                                 |      |
|---------------------------------|------|
| 1. BOS Fleur, NED.....          | 1.00 |
| ZISCA Stefania, ROM.....        | 1.00 |
| GRUJICIC Katarina, SRB.....     | 1.00 |
| KUZMANOVIC Ivana, SRB.....      | 1.00 |
| ZARITSKA Yuliia, UKR.....       | 1.00 |
| 6. SOROKINA Victoria, RUS.....  | 0.86 |
| 7. LINNIKOVA Viktorii, UKR..... | 0.80 |
| TANASIJEVIC Yelena, SRB.....    | 0.80 |
| 9. SCHWARZ Klaudia, POL.....    | 0.75 |
| 10. JANSSENS Celine, BEL.....   | 0.71 |

#### Plate appearances/game

|                                  |      |
|----------------------------------|------|
| 1. CHARLES Damishah, NED.....    | 3.57 |
| 2. SOROKINA Victoria, RUS.....   | 3.43 |
| 3. MANCIC Katarina, SRB.....     | 3.40 |
| UDOVICIC Nevena, SRB.....        | 3.40 |
| 5. DZIALKOWSKA Aleks., POL.....  | 3.20 |
| RUDYK Klaudia, POL.....          | 3.20 |
| KOCK Shaneequa, NED.....         | 3.20 |
| KURINNA Alina, UKR.....          | 3.20 |
| LINNIKOVA Viktorii, UKR.....     | 3.20 |
| 10. DE PERMENTIER Stin, BEL..... | 3.14 |

#### Doubles per game

|                                 |      |
|---------------------------------|------|
| 1. CHARLES Damishah, NED.....   | 0.43 |
| WISSINK Laura, NED.....         | 0.43 |
| BROSCH Fiona, GER.....          | 0.43 |
| 4. COUFALOVA Julie, CZE.....    | 0.40 |
| STOJKOVIC Durdina, SRB.....     | 0.40 |
| 6. NEUMANN Klara, GER.....      | 0.29 |
| STEFFEN Chiara, GER.....        | 0.29 |
| MAKESHINA Anastasi, RUS.....    | 0.29 |
| SOROKINA Victoria, RUS.....     | 0.29 |
| 10. MIHALKOVA Klaudia, SVK..... | 0.25 |

#### RBIs per game

|                                 |      |
|---------------------------------|------|
| 1. KACZOR Patrycja, POL.....    | 1.20 |
| 2. CHARLES Damishah, NED.....   | 1.00 |
| 3. ARMIROTO Noa, BEL.....       | 1.00 |
| KHLUDOVA Tatiana, RUS.....      | 1.00 |
| WISSINK Laura, NED.....         | 1.00 |
| MANCIC Katarina, SRB.....       | 1.00 |
| ZAKAZNIKOVA Nina, RUS.....      | 1.00 |
| KOCK Shaneequa, NED.....        | 1.00 |
| 9. MAKESHINA Anastasi, RUS..... | 0.86 |
| SOROKINA Victoria, RUS.....     | 0.86 |

#### Strikeouts per game

|                              |      |
|------------------------------|------|
| 1. ARMIROTO Noa, BEL.....    | 0.00 |
| KHLUDOVA Tatiana, RUS.....   | 0.00 |
| BROSCH Fiona, GER.....       | 0.00 |
| STEFFEN Chiara, GER.....     | 0.00 |
| LOS Isa, NED.....            | 0.00 |
| GRAFSKAYA Valeria, RUS.....  | 0.00 |
| TABACKOVA Nikol, CZE.....    | 0.00 |
| COUFALOVA Julie, CZE.....    | 0.00 |
| KLIMPLOVA Veronika, CZE..... | 0.00 |
| KALICKA Nikola, SVK.....     | 0.00 |



# European Championship Cadet Girls

Ostrava (Czech Republic) - August 5<sup>th</sup> / 10<sup>th</sup>, 2013



EChCG Ostrava 2013  
Pitching Leaders (as of Aug 08, 2013)  
(All games)

Hitting minimums - 2.0 TPA/Game  
Pitching minimums - 1.6 IP/Game

#### Earned run avg

|                                |      |
|--------------------------------|------|
| 1. HETEM Shannon, NED.....     | 0.00 |
| 2. SOROKINA Victoria, RUS..... | 0.72 |
| 3. VYBORNA Apolena, CZE.....   | 1.03 |
| 4. ROEF Rubin, BEL.....        | 1.53 |
| 5. HENDRIKS Nina, NED.....     | 2.00 |
| 6. MANCIC Katarina, SRB.....   | 2.70 |
| 7. HUTCHISON Amie, GBR.....    | 2.77 |
| 8. MIHALKOVA Klaudia, SVK..... | 4.30 |
| 9. KOZIOL Emilia, POL.....     | 4.39 |
| 10. CAINAR Niculina, ROM.....  | 5.26 |

#### Batters struck out

|                                |    |
|--------------------------------|----|
| 1. CAINAR Niculina, ROM.....   | 21 |
| 2. MANCIC Katarina, SRB.....   | 19 |
| 3. HUTCHISON Amie, GBR.....    | 17 |
| 4. SOROKINA Victoria, RUS..... | 15 |
| 5. MENCIKOVA Pavlina, CZE..... | 14 |
| 6. HOP Lisa, NED.....          | 11 |
| 7. 5 tied at.....              | 10 |

#### Saves

-----

#### Games finished

|                                 |   |
|---------------------------------|---|
| 1. FURKOVA Jana, CZE.....       | 4 |
| 2. COOK Lorin, GBR.....         | 3 |
| DICKMEISS Julia, GER.....       | 3 |
| 4. PASKOCIMAITE Ginat, LTU..... | 2 |
| ZHURAVLEVA Tatiana, RUS.....    | 2 |
| MIHALKOVA Klaudia, SVK.....     | 2 |
| MANCIC Katarina, SRB.....       | 2 |
| LYSENKO Anna, UKR.....          | 2 |
| HELD Katharina, GER.....        | 2 |
| KURINNA Alina, UKR.....         | 2 |

#### Sac flies allowed

|                                |   |
|--------------------------------|---|
| 1. MIHALKOVA Klaudia, SVK..... | 2 |
| 2. GUNZEL Selina, GER.....     | 1 |
| DICKMEISS Julia, GER.....      | 1 |
| THEISSEN Alisha, GER.....      | 1 |
| ZOLOTAROVA Olga, UKR.....      | 1 |
| RUDYK Klaudia, POL.....        | 1 |
| KARENAUSKAITE Goda, LTU.....   | 1 |

#### Wild pitches

|                                 |    |
|---------------------------------|----|
| 1. PASKOCIMAITE Ginat, LTU..... | 17 |
| 2. KARENAUSKAITE Goda, LTU..... | 11 |
| 3. THEISSEN Alisha, GER.....    | 6  |
| 4. KURINNA Alina, UKR.....      | 4  |
| HUTCHISON Amie, GBR.....        | 4  |
| KOZIOL Emilia, POL.....         | 4  |
| 7. 5 tied at.....               | 3  |

#### Intentional BB allowed

|                              |   |
|------------------------------|---|
| 1. CAINAR Niculina, ROM..... | 1 |
| ZOLOTAROVA Olga, UKR.....    | 1 |
| ROEF Rubin, BEL.....         | 1 |

#### Opposing bat avg

|                                |      |
|--------------------------------|------|
| 1. VYBORNA Apolena, CZE.....   | .167 |
| 2. MANCIC Katarina, SRB.....   | .179 |
| 3. HETEM Shannon, NED.....     | .189 |
| 4. HENDRIKS Nina, NED.....     | .227 |
| 5. ZOLOTAROVA Olga, UKR.....   | .229 |
| 6. KOZIOL Emilia, POL.....     | .239 |
| 7. HUTCHISON Amie, GBR.....    | .253 |
| 8. SOROKINA Victoria, RUS..... | .254 |
| 9. MIHALKOVA Klaudia, SVK..... | .319 |
| 10. ROEF Rubin, BEL.....       | .321 |

#### Batters SO out looking

|                                 |   |
|---------------------------------|---|
| 1. CAINAR Niculina, ROM.....    | 8 |
| 2. MANCIC Katarina, SRB.....    | 7 |
| HUTCHISON Amie, GBR.....        | 7 |
| 4. HOP Lisa, NED.....           | 6 |
| MENCIKOVA Pavlina, CZE.....     | 6 |
| 6. SOROKINA Victoria, RUS.....  | 5 |
| 7. ZHURAVLEVA Tatiana, RUS..... | 4 |
| MIHALKOVA Klaudia, SVK.....     | 4 |
| 9. VYBORNA Apolena, CZE.....    | 3 |
| POLAKOVA Michaela, CZE.....     | 3 |

#### Appearances

|                              |   |
|------------------------------|---|
| 1. HUTCHISON Amie, GBR.....  | 6 |
| 2. DICKMEISS Julia, GER..... | 5 |
| MIHALKOVA Klaudia, SVK.....  | 5 |
| MANCIC Katarina, SRB.....    | 5 |
| CAINAR Niculina, ROM.....    | 5 |
| 6. 7 tied at.....            | 4 |

#### Games in relief

|                              |   |
|------------------------------|---|
| 1. DICKMEISS Julia, GER..... | 4 |
| FURKOVA Jana, CZE.....       | 4 |
| 3. COOK Lorin, GBR.....      | 3 |
| 4. 10 tied at.....           | 2 |

#### Losses

|                              |   |
|------------------------------|---|
| 1. HUTCHISON Amie, GBR.....  | 3 |
| KARENAUSKAITE Goda, LTU..... | 3 |
| CAINAR Niculina, ROM.....    | 3 |
| ZOLOTAROVA Olga, UKR.....    | 3 |
| 5. KOZIOL Emilia, POL.....   | 2 |
| THEISSEN Alisha, GER.....    | 2 |
| GUNZEL Selina, GER.....      | 2 |
| MIHALKOVA Klaudia, SVK.....  | 2 |
| 9. 16 tied at.....           | 1 |

#### Balks

|                             |   |
|-----------------------------|---|
| 1. MILETIC Andrea, SRB..... | 1 |
| HUTCHISON Amie, GBR.....    | 1 |
| KOZIOL Emilia, POL.....     | 1 |
| LYSENKO Anna, UKR.....      | 1 |

#### Hits allowed

|                                |    |
|--------------------------------|----|
| 1. HETEM Shannon, NED.....     | 7  |
| VYBORNA Apolena, CZE.....      | 7  |
| 3. HENDRIKS Nina, NED.....     | 10 |
| 4. ZOLOTAROVA Olga, UKR.....   | 11 |
| 5. MANCIC Katarina, SRB.....   | 12 |
| 6. SOROKINA Victoria, RUS..... | 15 |
| 7. KOZIOL Emilia, POL.....     | 16 |
| 8. HUTCHISON Amie, GBR.....    | 21 |
| 9. MIHALKOVA Klaudia, SVK..... | 22 |
| 10. ROEF Rubin, BEL.....       | 26 |

#### Innings pitched

|                                |      |
|--------------------------------|------|
| 1. CAINAR Niculina, ROM.....   | 21.2 |
| 2. MANCIC Katarina, SRB.....   | 20.0 |
| 3. ROEF Rubin, BEL.....        | 19.2 |
| 4. HUTCHISON Amie, GBR.....    | 17.1 |
| 5. SOROKINA Victoria, RUS..... | 16.2 |
| 6. MIHALKOVA Klaudia, SVK..... | 15.1 |
| 7. KOZIOL Emilia, POL.....     | 13.2 |
| 8. HENDRIKS Nina, NED.....     | 12.0 |
| 9. VYBORNA Apolena, CZE.....   | 11.2 |
| HETEM Shannon, NED.....        | 11.2 |

#### Wins

|                                |   |
|--------------------------------|---|
| 1. HENDRIKS Nina, NED.....     | 3 |
| HETEM Shannon, NED.....        | 3 |
| ROEF Rubin, BEL.....           | 3 |
| SOROKINA Victoria, RUS.....    | 3 |
| 5. POLAKOVA Michaela, CZE..... | 2 |
| ZHURAVLEVA Tatiana, RUS.....   | 2 |
| MENCIKOVA Pavlina, CZE.....    | 2 |
| DICKMEISS Julia, GER.....      | 2 |
| MANCIC Katarina, SRB.....      | 2 |
| CAINAR Niculina, ROM.....      | 2 |

#### Games started

|                                |   |
|--------------------------------|---|
| 1. CAINAR Niculina, ROM.....   | 5 |
| HUTCHISON Amie, GBR.....       | 5 |
| 3. SOROKINA Victoria, RUS..... | 4 |
| 4. 8 tied at.....              | 3 |

#### Sac bunts allowed

|                                 |   |
|---------------------------------|---|
| 1. CAINAR Niculina, ROM.....    | 6 |
| 2. GAJARSKA Elisabeth, SVK..... | 5 |
| GUNZEL Selina, GER.....         | 5 |
| MANCIC Katarina, SRB.....       | 5 |
| 5. HUTCHISON Amie, GBR.....     | 4 |
| MIHALKOVA Klaudia, SVK.....     | 4 |
| 7. FURKOVA Jana, CZE.....       | 3 |
| ROEF Lauren, BEL.....           | 3 |
| SNOW Alana, GBR.....            | 3 |
| 10.4 tied at.....               | 2 |

#### Runners picked off

|                            |   |
|----------------------------|---|
| 1. WISSINK Laura, NED..... | 1 |
|----------------------------|---|

#### Hit batters

|                               |   |
|-------------------------------|---|
| 1. ROEF Lauren, BEL.....      | 4 |
| COOK Lorin, GBR.....          | 4 |
| 3. KOZIOL Emilia, POL.....    | 3 |
| BROSCH Fiona, GER.....        | 3 |
| DICKMEISS Julia, GER.....     | 3 |
| MICHALAK Gabriela, POL.....   | 3 |
| GIONEVA Andreea-Iri, ROM..... | 3 |
| 8. KARIC Katarina, SRB.....   | 2 |
| THEISSEN Alisha, GER.....     | 2 |
| ZOLOTAROVA Olga, UKR.....     | 2 |

#### Runs allowed

|                                |    |
|--------------------------------|----|
| 1. HETEM Shannon, NED.....     | 1  |
| 2. VYBORNA Apolena, CZE.....   | 3  |
| 3. SOROKINA Victoria, RUS..... | 4  |
| 4. HENDRIKS Nina, NED.....     | 5  |
| 5. ROEF Rubin, BEL.....        | 9  |
| 6. MANCIC Katarina, SRB.....   | 13 |
| 7. ZOLOTAROVA Olga, UKR.....   | 14 |
| 8. MIHALKOVA Klaudia, SVK..... | 23 |
| 9. HUTCHISON Amie, GBR.....    | 27 |
| KOZIOL Emilia, POL.....        | 27 |



# European Championship Cadet Girls

Ostrava (Czech Republic) - August 5<sup>th</sup> / 10<sup>th</sup>, 2013



## Earned runs allowed

|                                 |    |
|---------------------------------|----|
| 1. HETEM Shannon, NED.....      | 0  |
| 2. SOROKINA Victoria, RUS.....  | 2  |
| VYBORNA Apolena, CZE.....       | 2  |
| 4. HENDRIKS Nina, NED.....      | 4  |
| 5. ROEF Rubin, BEL.....         | 5  |
| 6. HUTCHISON Amie, GBR.....     | 8  |
| 7. MANCIC Katarina, SRB.....    | 9  |
| 8. ZOLOTAROVA Olga, UKR.....    | 10 |
| KOZIOL Emilia, POL.....         | 10 |
| 10. MIHALKOVA Klaudia, SVK..... | 11 |

## Walks allowed

|                                 |    |
|---------------------------------|----|
| 1. SOROKINA Victoria, RUS.....  | 1  |
| 2. VYBORNA Apolena, CZE.....    | 3  |
| 3. HETEM Shannon, NED.....      | 4  |
| ZOLOTAROVA Olga, UKR.....       | 4  |
| 5. ROEF Rubin, BEL.....         | 7  |
| 6. HENDRIKS Nina, NED.....      | 8  |
| MANCIC Katarina, SRB.....       | 8  |
| 8. HUTCHISON Amie, GBR.....     | 11 |
| 9. CAINAR Niculina, ROM.....    | 13 |
| 10. MIHALKOVA Klaudia, SVK..... | 15 |

## Doubles allowed

|                               |   |
|-------------------------------|---|
| 1. MANCIC Katarina, SRB.....  | 0 |
| ZOLOTAROVA Olga, UKR.....     | 0 |
| HETEM Shannon, NED.....       | 0 |
| 4. VYBORNA Apolena, CZE.....  | 1 |
| MIHALKOVA Klaudia, SVK.....   | 1 |
| SOROKINA Victoria, RUS.....   | 1 |
| 7. HENDRIKS Nina, NED.....    | 2 |
| 8. HUTCHISON Amie, GBR.....   | 3 |
| ROEF Rubin, BEL.....          | 3 |
| 10. CAINAR Niculina, ROM..... | 4 |

## Triples allowed

|                                |   |
|--------------------------------|---|
| 1. MANCIC Katarina, SRB.....   | 0 |
| KOZIOL Emilia, POL.....        | 0 |
| ROEF Rubin, BEL.....           | 0 |
| HETEM Shannon, NED.....        | 0 |
| VYBORNA Apolena, CZE.....      | 0 |
| MIHALKOVA Klaudia, SVK.....    | 0 |
| HENDRIKS Nina, NED.....        | 0 |
| 8. SOROKINA Victoria, RUS..... | 1 |
| ZOLOTAROVA Olga, UKR.....      | 1 |
| 10. HUTCHISON Amie, GBR.....   | 2 |

## Home runs allowed

|                               |   |
|-------------------------------|---|
| 1. MANCIC Katarina, SRB.....  | 0 |
| KOZIOL Emilia, POL.....       | 0 |
| ROEF Rubin, BEL.....          | 0 |
| HETEM Shannon, NED.....       | 0 |
| VYBORNA Apolena, CZE.....     | 0 |
| HENDRIKS Nina, NED.....       | 0 |
| SOROKINA Victoria, RUS.....   | 0 |
| CAINAR Niculina, ROM.....     | 0 |
| HUTCHISON Amie, GBR.....      | 0 |
| 10. ZOLOTAROVA Olga, UKR..... | 1 |

EChCG Ostrava 2013  
Pitching Analysis Leaders (as of Aug 08, 2013)  
(All games)

Hitting minimums - 2.0 TPA/Game

Pitching minimums - 1.6 IP/Game

## B/avg vs left

|                              |      |
|------------------------------|------|
| 1. CAINAR Niculina, ROM..... | .000 |
| HUTCHISON Amie, GBR.....     | .000 |
| MIHALKOVA Klaudia, SVK.....  | .000 |
| ROEF Rubin, BEL.....         | .000 |
| KOZIOL Emilia, POL.....      | .000 |
| MANCIC Katarina, SRB.....    | .000 |
| SOROKINA Victoria, RUS.....  | .000 |
| ZOLOTAROVA Olga, UKR.....    | .000 |
| HENDRIKS Nina, NED.....      | .000 |
| VYBORNA Apolena, CZE.....    | .000 |

## B/avg vs right

|                                |      |
|--------------------------------|------|
| 1. VYBORNA Apolena, CZE.....   | .167 |
| 2. MANCIC Katarina, SRB.....   | .179 |
| 3. HETEM Shannon, NED.....     | .189 |
| 4. HENDRIKS Nina, NED.....     | .227 |
| 5. ZOLOTAROVA Olga, UKR.....   | .229 |
| 6. KOZIOL Emilia, POL.....     | .239 |
| 7. HUTCHISON Amie, GBR.....    | .253 |
| 8. SOROKINA Victoria, RUS..... | .254 |
| 9. MIHALKOVA Klaudia, SVK..... | .319 |
| 10. ROEF Rubin, BEL.....       | .321 |

## B/avg vs leadoff

|                                |      |
|--------------------------------|------|
| 1. HETEM Shannon, NED.....     | .091 |
| 2. MANCIC Katarina, SRB.....   | .200 |
| 3. VYBORNA Apolena, CZE.....   | .250 |
| 4. SOROKINA Victoria, RUS..... | .353 |
| 5. ROEF Rubin, BEL.....        | .368 |
| 6. CAINAR Niculina, ROM.....   | .455 |
| 7. MIHALKOVA Klaudia, SVK..... | .500 |
| HENDRIKS Nina, NED.....        | .500 |
| 9. KOZIOL Emilia, POL.....     | .571 |
| 10. ZOLOTAROVA Olga, UKR.....  | .615 |

## B/avg w/2 outs

|                                |      |
|--------------------------------|------|
| 1. MANCIC Katarina, SRB.....   | .091 |
| ZOLOTAROVA Olga, UKR.....      | .091 |
| 3. VYBORNA Apolena, CZE.....   | .154 |
| 4. HETEM Shannon, NED.....     | .182 |
| 5. HUTCHISON Amie, GBR.....    | .192 |
| 6. KOZIOL Emilia, POL.....     | .250 |
| 7. CAINAR Niculina, ROM.....   | .267 |
| 8. SOROKINA Victoria, RUS..... | .316 |
| 9. MIHALKOVA Klaudia, SVK..... | .333 |
| 10. ROEF Rubin, BEL.....       | .379 |

## B/avg w/runners

|                                |      |
|--------------------------------|------|
| 1. HETEM Shannon, NED.....     | .154 |
| 2. HUTCHISON Amie, GBR.....    | .179 |
| 3. HENDRIKS Nina, NED.....     | .182 |
| 4. VYBORNA Apolena, CZE.....   | .200 |
| 5. KOZIOL Emilia, POL.....     | .235 |
| 6. ZOLOTAROVA Olga, UKR.....   | .241 |
| 7. SOROKINA Victoria, RUS..... | .278 |
| 8. MIHALKOVA Klaudia, SVK..... | .300 |
| 9. MANCIC Katarina, SRB.....   | .348 |
| 10. CAINAR Niculina, ROM.....  | .367 |

## Fly ball outs

|                                 |    |
|---------------------------------|----|
| 1. ROEF Rubin, BEL.....         | 21 |
| 2. KOZIOL Emilia, POL.....      | 20 |
| 3. MANCIC Katarina, SRB.....    | 19 |
| 4. CAINAR Niculina, ROM.....    | 17 |
| 5. ZOLOTAROVA Olga, UKR.....    | 15 |
| 6. COOK Lorin, GBR.....         | 14 |
| 7. MIHALKOVA Klaudia, SVK.....  | 13 |
| RUDYK Klaudia, POL.....         | 13 |
| 9. GUNZEL Selina, GER.....      | 12 |
| 10. SOROKINA Victoria, RUS..... | 11 |

## Ground ball outs

|                                |    |
|--------------------------------|----|
| 1. HUTCHISON Amie, GBR.....    | 27 |
| 2. ROEF Rubin, BEL.....        | 25 |
| 3. CAINAR Niculina, ROM.....   | 24 |
| 4. MIHALKOVA Klaudia, SVK..... | 20 |
| 5. SOROKINA Victoria, RUS..... | 18 |
| 6. MANCIC Katarina, SRB.....   | 17 |
| 7. HENDRIKS Nina, NED.....     | 16 |
| DICKMEISS Julia, GER.....      | 16 |
| 9. VYBORNA Apolena, CZE.....   | 15 |
| ZOLOTAROVA Olga, UKR.....      | 15 |

## Fly/Ground outs

|                                |      |
|--------------------------------|------|
| 1. KOZIOL Emilia, POL.....     | 2.00 |
| 2. MANCIC Katarina, SRB.....   | 1.12 |
| 3. ZOLOTAROVA Olga, UKR.....   | 1.00 |
| 4. ROEF Rubin, BEL.....        | 0.84 |
| 5. HETEM Shannon, NED.....     | 0.75 |
| 6. CAINAR Niculina, ROM.....   | 0.71 |
| 7. MIHALKOVA Klaudia, SVK..... | 0.65 |
| 8. SOROKINA Victoria, RUS..... | 0.61 |
| 9. VYBORNA Apolena, CZE.....   | 0.60 |
| 10. HENDRIKS Nina, NED.....    | 0.38 |

## Ground/Fly outs

|                                |      |
|--------------------------------|------|
| 1. HUTCHISON Amie, GBR.....    | 3.86 |
| 2. HENDRIKS Nina, NED.....     | 2.67 |
| 3. VYBORNA Apolena, CZE.....   | 1.67 |
| 4. SOROKINA Victoria, RUS..... | 1.64 |
| 5. MIHALKOVA Klaudia, SVK..... | 1.54 |
| 6. CAINAR Niculina, ROM.....   | 1.41 |
| 7. HETEM Shannon, NED.....     | 1.33 |
| 8. ROEF Rubin, BEL.....        | 1.19 |
| 9. ZOLOTAROVA Olga, UKR.....   | 1.00 |
| 10. MANCIC Katarina, SRB.....  | 0.89 |

## Fly outs/game

|                                |      |
|--------------------------------|------|
| 1. KOZIOL Emilia, POL.....     | 8.78 |
| 2. ZOLOTAROVA Olga, UKR.....   | 7.94 |
| 3. ROEF Rubin, BEL.....        | 6.41 |
| 4. MANCIC Katarina, SRB.....   | 5.70 |
| 5. MIHALKOVA Klaudia, SVK..... | 5.09 |
| 6. CAINAR Niculina, ROM.....   | 4.71 |
| 7. HETEM Shannon, NED.....     | 4.63 |
| VYBORNA Apolena, CZE.....      | 4.63 |
| 9. SOROKINA Victoria, RUS..... | 3.96 |
| 10. HENDRIKS Nina, NED.....    | 3.00 |

## Ground outs/game

|                                |      |
|--------------------------------|------|
| 1. HUTCHISON Amie, GBR.....    | 9.35 |
| 2. HENDRIKS Nina, NED.....     | 8.00 |
| 3. ZOLOTAROVA Olga, UKR.....   | 7.94 |
| 4. MIHALKOVA Klaudia, SVK..... | 7.83 |
| 5. VYBORNA Apolena, CZE.....   | 7.71 |
| 6. ROEF Rubin, BEL.....        | 7.63 |
| 7. CAINAR Niculina, ROM.....   | 6.65 |
| 8. SOROKINA Victoria, RUS..... | 6.48 |
| 9. HETEM Shannon, NED.....     | 6.17 |
| 10. MANCIC Katarina, SRB.....  | 5.10 |



# European Championship Cadet Girls

Ostrava (Czech Republic) - August 5<sup>th</sup> / 10<sup>th</sup>, 2013



EChCG Ostrava 2013  
Pitching Per-Game leaders (as of Aug 08, 2013)  
(All games)

Hitting minimums - 2.0 TPA/Game  
Pitching minimums - 1.6 IP/Game

#### Innings per game

|                                 |      |
|---------------------------------|------|
| 1. VYBORNA Apolena, CZE.....    | 5.83 |
| 2. ROEF Rubin, BEL.....         | 4.92 |
| 3. CAINAR Niculina, ROM.....    | 4.33 |
| 4. SOROKINA Victoria, RUS.....  | 4.17 |
| 5. MANCIC Katarina, SRB.....    | 4.00 |
| HENDRIKS Nina, NED.....         | 4.00 |
| 7. HETEM Shannon, NED.....      | 3.89 |
| 8. ZOLOTAROVA Olga, UKR.....    | 3.78 |
| 9. KOZIOL Emilia, POL.....      | 3.42 |
| 10. MIHALKOVA Klaudia, SVK..... | 3.07 |

#### Doubles allowed/game

|                                |      |
|--------------------------------|------|
| 1. MANCIC Katarina, SRB.....   | 0.00 |
| HETEM Shannon, NED.....        | 0.00 |
| ZOLOTAROVA Olga, UKR.....      | 0.00 |
| 4. SOROKINA Victoria, RUS..... | 0.36 |
| 5. MIHALKOVA Klaudia, SVK..... | 0.39 |
| 6. VYBORNA Apolena, CZE.....   | 0.51 |
| 7. ROEF Rubin, BEL.....        | 0.92 |
| 8. HENDRIKS Nina, NED.....     | 1.00 |
| 9. HUTCHISON Amie, GBR.....    | 1.04 |
| 10. CAINAR Niculina, ROM.....  | 1.11 |

#### Batters faced/game

|                                 |       |
|---------------------------------|-------|
| 1. KOZIOL Emilia, POL.....      | 38.63 |
| 2. MIHALKOVA Klaudia, SVK.....  | 35.61 |
| 3. HUTCHISON Amie, GBR.....     | 33.92 |
| 4. CAINAR Niculina, ROM.....    | 33.78 |
| 5. ZOLOTAROVA Olga, UKR.....    | 29.65 |
| 6. ROEF Rubin, BEL.....         | 27.15 |
| 7. HENDRIKS Nina, NED.....      | 26.50 |
| 8. MANCIC Katarina, SRB.....    | 24.30 |
| 9. VYBORNA Apolena, CZE.....    | 23.66 |
| 10. SOROKINA Victoria, RUS..... | 22.32 |

#### Earned runs/game

|                                |      |
|--------------------------------|------|
| 1. HETEM Shannon, NED.....     | 0.00 |
| 2. SOROKINA Victoria, RUS..... | 0.72 |
| 3. VYBORNA Apolena, CZE.....   | 1.03 |
| 4. ROEF Rubin, BEL.....        | 1.53 |
| 5. HENDRIKS Nina, NED.....     | 2.00 |
| 6. MANCIC Katarina, SRB.....   | 2.70 |
| 7. HUTCHISON Amie, GBR.....    | 2.77 |
| 8. MIHALKOVA Klaudia, SVK..... | 4.30 |
| 9. KOZIOL Emilia, POL.....     | 4.39 |
| 10. CAINAR Niculina, ROM.....  | 5.26 |

#### Strikeouts/game

|                                |      |
|--------------------------------|------|
| 1. HUTCHISON Amie, GBR.....    | 5.88 |
| 2. CAINAR Niculina, ROM.....   | 5.82 |
| 3. MANCIC Katarina, SRB.....   | 5.70 |
| 4. SOROKINA Victoria, RUS..... | 5.40 |
| 5. HETEM Shannon, NED.....     | 5.14 |
| VYBORNA Apolena, CZE.....      | 5.14 |
| 7. HENDRIKS Nina, NED.....     | 5.00 |
| 8. MIHALKOVA Klaudia, SVK..... | 3.91 |
| 9. KOZIOL Emilia, POL.....     | 3.07 |
| 10. ROEF Rubin, BEL.....       | 2.14 |

#### Triples allowed/game

|                                |      |
|--------------------------------|------|
| 1. MANCIC Katarina, SRB.....   | 0.00 |
| ROEF Rubin, BEL.....           | 0.00 |
| MIHALKOVA Klaudia, SVK.....    | 0.00 |
| KOZIOL Emilia, POL.....        | 0.00 |
| HENDRIKS Nina, NED.....        | 0.00 |
| HETEM Shannon, NED.....        | 0.00 |
| VYBORNA Apolena, CZE.....      | 0.00 |
| 8. SOROKINA Victoria, RUS..... | 0.36 |
| 9. ZOLOTAROVA Olga, UKR.....   | 0.53 |
| 10. HUTCHISON Amie, GBR.....   | 0.69 |

#### Hits allowed/game

|                                 |      |
|---------------------------------|------|
| 1. MANCIC Katarina, SRB.....    | 3.60 |
| HETEM Shannon, NED.....         | 3.60 |
| VYBORNA Apolena, CZE.....       | 3.60 |
| 4. HENDRIKS Nina, NED.....      | 5.00 |
| 5. SOROKINA Victoria, RUS.....  | 5.40 |
| 6. ZOLOTAROVA Olga, UKR.....    | 5.82 |
| 7. KOZIOL Emilia, POL.....      | 7.02 |
| 8. HUTCHISON Amie, GBR.....     | 7.27 |
| 9. ROEF Rubin, BEL.....         | 7.93 |
| 10. MIHALKOVA Klaudia, SVK..... | 8.61 |

#### Walks allowed/game

|                                 |      |
|---------------------------------|------|
| 1. SOROKINA Victoria, RUS.....  | 0.36 |
| 2. VYBORNA Apolena, CZE.....    | 1.54 |
| 3. HETEM Shannon, NED.....      | 2.06 |
| 4. ZOLOTAROVA Olga, UKR.....    | 2.12 |
| 5. ROEF Rubin, BEL.....         | 2.14 |
| 6. MANCIC Katarina, SRB.....    | 2.40 |
| 7. CAINAR Niculina, ROM.....    | 3.60 |
| 8. HUTCHISON Amie, GBR.....     | 3.81 |
| 9. HENDRIKS Nina, NED.....      | 4.00 |
| 10. MIHALKOVA Klaudia, SVK..... | 5.87 |

#### Homers allowed/game

|                                 |      |
|---------------------------------|------|
| 1. CAINAR Niculina, ROM.....    | 0.00 |
| MANCIC Katarina, SRB.....       | 0.00 |
| ROEF Rubin, BEL.....            | 0.00 |
| HUTCHISON Amie, GBR.....        | 0.00 |
| SOROKINA Victoria, RUS.....     | 0.00 |
| KOZIOL Emilia, POL.....         | 0.00 |
| HENDRIKS Nina, NED.....         | 0.00 |
| HETEM Shannon, NED.....         | 0.00 |
| VYBORNA Apolena, CZE.....       | 0.00 |
| 10. MIHALKOVA Klaudia, SVK..... | 0.39 |

#### Runs allowed/game

|                                |      |
|--------------------------------|------|
| 1. HETEM Shannon, NED.....     | 0.51 |
| 2. SOROKINA Victoria, RUS..... | 1.44 |
| 3. VYBORNA Apolena, CZE.....   | 1.54 |
| 4. HENDRIKS Nina, NED.....     | 2.50 |
| 5. ROEF Rubin, BEL.....        | 2.75 |
| 6. MANCIC Katarina, SRB.....   | 3.90 |
| 7. ZOLOTAROVA Olga, UKR.....   | 7.41 |
| 8. CAINAR Niculina, ROM.....   | 7.75 |
| 9. MIHALKOVA Klaudia, SVK..... | 9.00 |
| 10. HUTCHISON Amie, GBR.....   | 9.35 |



# European Championship Cadet Girls

Ostrava (Czech Republic) - August 5<sup>th</sup> / 10<sup>th</sup>, 2013



EChCG Ostrava 2013  
Fielding Leaders (as of Aug 08, 2013)  
(All games)

Pitching minimums - 1.6 IP/Game

#### Fielding pct

|                                |       |
|--------------------------------|-------|
| 1. NACHAROVA Anastasi, RUS.... | 1.000 |
| DOWD Eleanor, GBR.....         | 1.000 |
| UDINK Amy, NED.....            | 1.000 |
| WISSINK Laura, NED.....        | 1.000 |
| ARMIROTTTO Noa, BEL.....       | 1.000 |
| GRUJICIC Katarina, SRB.....    | 1.000 |
| KHLUDOVA Tatiana, RUS.....     | 1.000 |
| PAVLIKOVA Anna, CZE.....       | 1.000 |
| KLIMPLOVA Veronika, CZE....    | 1.000 |
| COLDOVAN Ioana-Bia, ROM....    | 1.000 |

#### Assists

|                                |    |
|--------------------------------|----|
| 1. HUTCHISON Amie, GBR.....    | 17 |
| 2. CHARLES Damishah, NED.....  | 15 |
| 3. JORDAKOVA Lenka, CZE.....   | 14 |
| 4. BOERMANS Lynn, BEL.....     | 12 |
| 5. DE PERMENTIER Stin, BEL.... | 11 |
| JANSSENS Celine, BEL.....      | 11 |
| 7. CAINAR Niculina, ROM.....   | 10 |
| ARMIROTTTO Noa, BEL.....       | 10 |
| 9. THIEL Alyce, GER.....       | 9  |
| 10.4 tied at.....              | 8  |

#### Catchers interference

|                                |   |
|--------------------------------|---|
| 1. LINNIKOVA Viktorii, UKR.... | 1 |
|--------------------------------|---|

#### Caught stealing by

|                                |   |
|--------------------------------|---|
| 1. NACHAROVA Anastasi, RUS.... | 4 |
| ARMIROTTTO Noa, BEL.....       | 4 |
| 3. KVASAITE Aiste, LTU.....    | 3 |
| HENDRIKS Nina, NED.....        | 3 |
| LAZAREANU Sabina, ROM.....     | 3 |
| CAINAR Niculina, ROM.....      | 3 |
| ROEF Rubin, BEL.....           | 3 |
| 8. 11 tied at.....             | 2 |

#### Chances

|                                |    |
|--------------------------------|----|
| 1. NACHAROVA Anastasi, RUS.... | 44 |
| 2. KOSHCHANOVSKA Anas, UKR.... | 38 |
| 3. DOWD Eleanor, GBR.....      | 37 |
| WIGINGTON Sian, GBR.....       | 37 |
| 5. UDINK Amy, NED.....         | 36 |
| 6. DE PERMENTIER Stin, BEL.... | 35 |
| 7. WISSINK Laura, NED.....     | 34 |
| 8. LAZAREANU Sabina, ROM.....  | 31 |
| 9. TANASIJEVIC Yelena, SRB.... | 28 |
| ARMIROTTTO Noa, BEL.....       | 28 |

#### Fielding double plays

|                             |   |
|-----------------------------|---|
| 1. PAVLIKOVA Anna, CZE..... | 2 |
| COUFALOVA Julie, CZE.....   | 2 |
| HALABURTOVA Marie, CZE....  | 2 |
| UDINK Amy, NED.....         | 2 |
| 5. 15 tied at.....          | 1 |

#### Steal attempts against

|                                |    |
|--------------------------------|----|
| 1. PASKOCIMAITE Ginat, LTU.... | 27 |
| 2. SCHWARZ Klaudia, POL.....   | 19 |
| 3. KVASAITE Aiste, LTU.....    | 18 |
| 4. TANASIJEVIC Yelena, SRB.... | 16 |
| ARMIROTTTO Noa, BEL.....       | 16 |
| KARENAUSKAITE Goda, LTU....    | 16 |
| 7. BROSCHE Fiona, GER.....     | 15 |
| 8. 4 tied at.....              | 14 |

#### Errors

|                                |   |
|--------------------------------|---|
| 1. COOK Lorin, GBR.....        | 9 |
| 2. KVASAITE Aiste, LTU.....    | 8 |
| PASKOCIMAITE Ginat, LTU....    | 8 |
| 4. BAZDZIUTE Akvile, LTU.....  | 7 |
| 5. DZIALKOWSKA Aleks., POL.... | 5 |
| HIRAI Laura, GBR.....          | 5 |
| SCHWORER Michele, GER.....     | 5 |
| WIGINGTON Sian, GBR.....       | 5 |
| CHALUPKOVA Martina, SVK....    | 5 |
| KOSHCHANOVSKA Anas, UKR....    | 5 |

#### Putouts

|                                 |    |
|---------------------------------|----|
| 1. NACHAROVA Anastasi, RUS....  | 39 |
| 2. UDINK Amy, NED.....          | 35 |
| 3. DOWD Eleanor, GBR.....       | 34 |
| 4. KOSHCHANOVSKA Anas, UKR....  | 33 |
| 5. WISSINK Laura, NED.....      | 30 |
| 6. WIGINGTON Sian, GBR.....     | 28 |
| 7. TANASIJEVIC Yelena, SRB....  | 24 |
| LAZAREANU Sabina, ROM.....      | 24 |
| 9. GRUJICIC Katarina, SRB....   | 23 |
| 10. DE PERMENTIER Stin, BEL.... | 22 |

#### Passed balls

|                                |    |
|--------------------------------|----|
| 1. LINNIKOVA Viktorii, UKR.... | 17 |
| 2. DOWD Eleanor, GBR.....      | 11 |
| 3. PASKOCIMAITE Ginat, LTU.... | 9  |
| 4. KVASAITE Aiste, LTU.....    | 7  |
| 5. STASAUKAITE Vilma, LTU....  | 6  |
| ROBINSON Chelsie, GBR.....     | 6  |
| ALEKSANDRAVICIUTE, LTU....     | 6  |
| SCHWARZ Klaudia, POL.....      | 6  |
| 9. MALDRZYKOWSKA Zuz., POL.... | 5  |
| 10.2 tied at.....              | 4  |

#### Stolen bases against

|                                |    |
|--------------------------------|----|
| 1. PASKOCIMAITE Ginat, LTU.... | 25 |
| 2. SCHWARZ Klaudia, POL.....   | 17 |
| 3. KARENAUSKAITE Goda, LTU.... | 15 |
| KVASAITE Aiste, LTU.....       | 15 |
| 5. TANASIJEVIC Yelena, SRB.... | 14 |
| BROSCHE Fiona, GER.....        | 14 |
| 7. MANCIC Katarina, SRB.....   | 13 |
| 8. 4 tied at.....              | 12 |





# European Championship Cadet Girls

Ostrava (Czech Republic) - August 5<sup>th</sup> / 10<sup>th</sup>, 2013



## Technical Appointments

### Friday 9<sup>th</sup> August

|                      |                         |                    |                     |
|----------------------|-------------------------|--------------------|---------------------|
| <b>Field</b>         | <b>Time</b>             | <b>Home Team</b>   | <b>Visitor Team</b> |
| Ostrava 1            | 09:00                   | Slovakia           | Poland              |
| <b>Umpires:</b>      | MARKOVIC Sara           | UTZIG Beate        | KNECHTLE Patrik     |
| <b>Scorekeepers:</b> | MOZOLA Pavol            | SECKAR Alois       |                     |
| <b>T.C.:</b>         | KRATOCHVIL Marcel       |                    |                     |
| <b>Field</b>         | <b>Time</b>             | <b>Home Team</b>   | <b>Visitor Team</b> |
| Ostrava 2            | 09:00                   | Great Britain      | Germany             |
| <b>Umpires:</b>      | vd HOEVEN Gerrit-Jan    | PLUTARSKI Tomasz   | PALUMBO Barbara     |
| <b>Scorekeepers:</b> | GREPL Jakub             | KREJCIRIK Daniel   |                     |
| <b>T.C.:</b>         | KRATOCHVIL Marcel       |                    |                     |
| <b>Field</b>         | <b>Time</b>             | <b>Home Team</b>   | <b>Visitor Team</b> |
| Ostrava 1            | 11:15                   | Belgium            | Czech Republic      |
| <b>Umpires:</b>      | FARKAS Akos             | VALENTINIS Roberto | RUDENKO Maryna      |
| <b>Scorekeepers:</b> | HIRES Tomas             | MOZOLA Pavol       |                     |
| <b>T.C.:</b>         | KRATOCHVIL Marcel       |                    |                     |
| <b>Field</b>         | <b>Time</b>             | <b>Home Team</b>   | <b>Visitor Team</b> |
| Ostrava 2            | 11:15                   | Netherlands        | Russia              |
| <b>Umpires:</b>      | ZIDEK Zdenek            | PETTERSSON Raymond | VITALE Diego        |
| <b>Scorekeepers:</b> | KREJCIRIK Daniel        | MALA Petra         |                     |
| <b>T.C.:</b>         | KRATOCHVIL Marcel       |                    |                     |
| <b>Field</b>         | <b>Time</b>             | <b>Home Team</b>   | <b>Visitor Team</b> |
| Ostrava 1            | 16:15                   | H3                 | H4                  |
| <b>Umpires:</b>      | <i>To be decided...</i> |                    |                     |
| <b>Scorekeepers:</b> | GREPL Jakub             | KUCKOVA Romana     |                     |
| <b>T.C.:</b>         | KRATOCHVIL Marcel       |                    |                     |
| <b>Field</b>         | <b>Time</b>             | <b>Home Team</b>   | <b>Visitor Team</b> |
| Ostrava 1            | 18:30                   | H1                 | H2                  |
| <b>Umpires:</b>      | <i>To be decided...</i> |                    |                     |
| <b>Scorekeepers:</b> | KUCKOVA Romana          | SECKAR Alois       |                     |
| <b>T.C.:</b>         | KRATOCHVIL Marcel       |                    |                     |



# European Championship Cadet Girls

Ostrava (Czech Republic) - August 5<sup>th</sup> / 10<sup>th</sup>, 2013



## Abbreviations

### HITTING

|          |                                      |
|----------|--------------------------------------|
| 2B       | Doubles                              |
| 3B       | Triples                              |
| AB       | At bats                              |
| AVG      | Batting average                      |
| BB       | Base on balls                        |
| GPD      | Grounded into double plays           |
| GP / GS  | Games played / Games started         |
| H        | Base hits                            |
| HBP      | Hit by pitch                         |
| HR       | Home runs                            |
| IBB      | Intentional base on balls            |
| OB%      | On base percentage                   |
| R        | Runs scored                          |
| RBI      | Runs batted in                       |
| SB / ATT | Stolen bases / Stolen bases attempts |
| SF       | Sacrifice flies                      |
| SH       | Sacrifice hits                       |
| SLG%     | Slugging percentage                  |
| SO       | Strikeouts                           |
| TB       | Total bases                          |

### PITCHING

|          |                                   |
|----------|-----------------------------------|
| 2B       | Doubles allowed                   |
| 3B       | Triples allowed                   |
| AB       | At bats                           |
| APP / GS | Appearances / Game starts         |
| B/Avg    | Opponent batting average          |
| BB       | Base on balls allowed             |
| BF       | Batters faced                     |
| IBB      | Intentional base on balls allowed |
| BK       | Balk                              |
| CG       | Complete games                    |
| ER       | Earned runs allowed               |
| ERA      | Earned run average                |
| FO       | Fly outs                          |
| GO       | Ground outs                       |
| H        | Hits allowed                      |
| HBP      | Hit by pitch                      |
| HR       | Home runs allowed                 |
| IP       | Innings played                    |
| R        | Runs allowed                      |
| SFA      | Sacrifice flies allowed           |
| SHA      | Sacrifice hits allowed            |
| SHO/CHO  | Shutouts / Combination shutouts   |
| SO       | Strikeouts                        |
| SV       | Saves                             |
| W/L      | Wins/Losses                       |
| WP       | Wild pitches                      |

### FIELDING

|      |   |
|------|---|
| A    | Assists   |
| C    | Chances   |
| CI   | Catcher's interference                                |
| CSB  | Caught stealing by (pitcher and catcher)              |
| DPs  | Double plays participated in                          |
| E    | Errors  |
| FLD% | Fielding percentage                                   |
| PB   | Passed balls (catcher)                                |
| PO   | Putouts   |
| SBA  | Stolen bases allowed (pitcher and catcher)            |
| SBA% | Stolen bases against percentage (pitcher and catcher) |

### ANALYSIS STATISTICS

|                             |   |
|-----------------------------|---|
| vs Left                     | Avg against left-handed pitchers                                  |
| vs Right                    | Avg against right-handed pitchers                                 |
| rch by leadoff              | Avg when leading off an inning                                    |
| with 2 outs                 | Avg when batting with 2 outs                                      |
| w/runners on                | Avg when batting with runners on base                             |
| w/bases empty               | Avg when batting with bases empty                                 |
| RBI ops                     | Avg when batting with runners on 2nd or 3rd base                  |
| Gnd out                     | Number of ground outs (includes SACs, but not errors)             |
| Fly out                     | Number of fly outs (includes SFs, but not errors)                 |
| Fly / Gnd                   | Fly outs to ground outs ratio                                     |
| pinch hitting               | Avg as pinch hitter   |
| with runners in scoring pos | Avg when batting with runners in scoring positions                |
| w/rnr on 3rd and LT 2 outs  | Avg when batting with runner on third base and less than 2 outs   |
| with 2 outs                 | Avg when batting with 2 outs                                      |
| 2 out rbi                   | Runs batted in with 2 outs  |
| success advancing rnr       | Success advancing runners   |
| #rnrs adv w/out             | Number of times batter made an out and advanced at least 1 runner |
| rnr                         | Number of runners left on base by last batter of inning           |
| rch err                     | Reach first base on error   |
| rch fc                      | Reach first base on fielder's choice                              |
| kl                          | Strikeouts look   |