



# European Cup Coed Slowpitch

Pardubice (Czech Republic) - July 31<sup>st</sup> / August 4<sup>th</sup>, 2012



# EUROPEAN SLOWPITCH CUP 2012 PARDUBICE CZECH REPUBLIC



**Daily Report 4**  
2<sup>nd</sup> August 2012



# European Cup Coed Slowpitch

Pardubice (Czech Republic) - July 31<sup>st</sup> / August 4<sup>th</sup>, 2012



## Schedule

| Game                        | At time | Field   | Group | Home team             | Visiting team         | Final Score | Inn | Box |
|-----------------------------|---------|---------|-------|-----------------------|-----------------------|-------------|-----|-----|
| <b>Tuesday 31st July</b>    |         |         |       |                       |                       |             |     |     |
| 1                           | 09:15   | Krtkova | A     | Lisicke (SLO)         | Dodder Dynamos (IRL)  | 7 - 6       | 7   |     |
| 2                           | 09:15   | Svitkov | A     | Chromies (GBR)        | DNace (CZE)           | 17 - 2      | 5   |     |
| 3                           | 11:00   | Krtkova | A     | Sunville Tigers (BEL) | Dodder Dynamos (IRL)  | 2 - 13      | 7   |     |
| 4                           | 11:00   | Svitkov | A     | Uce Travellers (GER)  | Pasos Pardubice (CZE) | 12 - 5      | 7   |     |
| 5                           | 12:45   | Krtkova | A     | Sunville Tigers (BEL) | DNace (CZE)           | 4 - 20      | 6   |     |
| 6                           | 12:45   | Svitkov | A     | Askoe Linz St. (AUT)  | Lisicke (SLO)         | 5 - 3       | 7   |     |
| 7                           | 14:30   | Krtkova | A     | Chromies (GBR)        | Uce Travellers (GER)  | 22 - 7      | 5   |     |
| 8                           | 18:00   | Krtkova | A     | Pasos Pardubice (CZE) | Askoe Linz St. (AUT)  | 10 - 11     | 7   |     |
| <b>Wednesday 1st August</b> |         |         |       |                       |                       |             |     |     |
| 9                           | 09:15   | Krtkova | A     | Uce Travellers (GER)  | Sunville Tigers (BEL) | 20 - 5      | 7   |     |
| 10                          | 09:15   | Svitkov | A     | Askoe Linz St. (AUT)  | Chromies (GBR)        | 7 - 10      | 7   |     |
| 11                          | 11:00   | Krtkova | A     | DNace (CZE)           | Lisicke (SLO)         | 7 - 14      | 7   |     |
| 12                          | 11:00   | Svitkov | A     | Pasos Pardubice (CZE) | Dodder Dynamos (IRL)  | 8 - 7       | 7   |     |
| 13                          | 12:45   | Krtkova | A     | Askoe Linz St. (AUT)  | Sunville Tigers (BEL) | 6 - 5       | 7   |     |
| 14                          | 14:30   | Krtkova | A     | Dodder Dynamos (IRL)  | Chromies (GBR)        | 1 - 20      | 7   |     |
| 15                          | 16:15   | Krtkova | A     | Lisicke (SLO)         | Uce Travellers (GER)  | 10 - 9      | 7   |     |
| 16                          | 18:20   | Krtkova | A     | Pasos Pardubice (CZE) | DNace (CZE)           | 14 - 13     | 7   |     |
| <b>Thursday 2nd August</b>  |         |         |       |                       |                       |             |     |     |
| 17                          | 09:15   | Krtkova | A     | DNace (CZE)           | Askoe Linz St. (AUT)  | 7 - 4       | 7   |     |
| 18                          | 09:15   | Svitkov | A     | Uce Travellers (GER)  | Dodder Dynamos (IRL)  | 1 - 12      | 7   |     |
| 19                          | 11:00   | Krtkova | A     | Chromies (GBR)        | Pasos Pardubice (CZE) | 8 - 3       | 7   |     |
| 20                          | 11:00   | Svitkov | A     | Lisicke (SLO)         | Sunville Tigers (BEL) | 20 - 5      | 5   |     |
| 21                          | 12:45   | Krtkova | A     | Dodder Dynamos (IRL)  | DNace (CZE)           | 1 - 6       | 7   |     |
| 22                          | 14:30   | Krtkova | A     | Uce Travellers (GER)  | Askoe Linz St. (AUT)  | 18 - 3      | 6   |     |
| 23                          | 16:15   | Krtkova | A     | Sunville Tigers (BEL) | Chromies (GBR)        | 5 - 25      | 5   |     |
| 24                          | 18:00   | Krtkova | A     | Pasos Pardubice (CZE) | Lisicke (SLO)         | 7 - 15      | 7   |     |
| <b>Friday 3rd August</b>    |         |         |       |                       |                       |             |     |     |
| 25                          | 09:15   | Krtkova | A     | Chromies (GBR)        | Lisicke (SLO)         | -           |     |     |
| 26                          | 09:15   | Svitkov | A     | Sunville Tigers (BEL) | Pasos Pardubice (CZE) | -           |     |     |
| 27                          | 11:00   | Krtkova | A     | Dodder Dynamos (IRL)  | Askoe Linz St. (AUT)  | -           |     |     |
| 28                          | 11:00   | Svitkov | A     | DNace (CZE)           | Uce Travellers (GER)  | -           |     |     |
| 29                          | 13:00   | Krtkova | P     | ::: Y5 :::            | ::: Y6 :::            | -           |     |     |
| 30                          | 14:45   | Krtkova | P     | ::: Y7 :::            | ::: Y8 :::            | -           |     |     |
| 31                          | 16:30   | Krtkova | P     | ::: Y3 :::            | ::: Y4 :::            | -           |     |     |
| 32                          | 18:15   | Krtkova | P     | ::: Y1 :::            | ::: Y2 :::            | -           |     |     |



# European Cup Coed Slowpitch

Pardubice (Czech Republic) - July 31<sup>st</sup> / August 4<sup>th</sup>, 2012



Saturday 4th August









|    |       |         |   |                   |  |  |                   |   |  |
|----|-------|---------|---|-------------------|--|--|-------------------|---|--|
| 33 | 10:00 | Krtkova | P | ::: LOSER 29 :::  |  |  | ::: WINNER 30 ::: | - |  |
| 34 | 12:00 | Krtkova | P | ::: LOSER 31 :::  |  |  | ::: WINNER 32 ::: | - |  |
| 35 | 14:00 | Krtkova | P | ::: WINNER 29 ::: |  |  | ::: WINNER 33 ::: | - |  |
| 36 | 16:00 | Krtkova | P | ::: WINNER 32 ::: |  |  | ::: WINNER 34 ::: | - |  |



# European Cup Coed Slowpitch

Pardubice (Czech Republic) - July 31<sup>st</sup> / August 4<sup>th</sup>, 2012



| Pos | Team  | Standing after 1st round |    |    |             |    |
|-----|---|--------------------------|----|----|-------------|----|
|     |   | GP                       | WO | LO | AVG         | GB |
| 1   |  Chromies (GBR)        | 6                        | 6  | 0  | <b>1000</b> | 0  |
| 2   |  Lisicke (SLO)         | 6                        | 5  | 1  | <b>833</b>  | 1  |
| 3   |  Askoe Linz St. (AUT)  | 6                        | 3  | 3  | <b>500</b>  | 3  |
| 4   |  DNAce (CZE)           | 6                        | 3  | 3  | <b>500</b>  | 3  |
| 5   |  Uce Travellers (GER)  | 6                        | 3  | 3  | <b>500</b>  | 3  |
| 6   |  Dodder Dynamos (IRL)  | 6                        | 2  | 4  | <b>333</b>  | 4  |
| 7   |  Pasos Pardubice (CZE) | 6                        | 2  | 4  | <b>333</b>  | 4  |
| 8   |  Sunville Tigers (BEL) | 6                        | 0  | 6  | <b>0</b>    | 6  |

The teams tied are in alphabetical order



# European Cup Coed Slowpitch

Pardubice (Czech Republic) - July 31<sup>st</sup> / August 4<sup>th</sup>, 2012



## Game Summary 17



### DNAce (CZE) - Askoe Linz St. (AUT)



European Cup Coed Slowpitch 2012  
#2 Askoe Linz vs #6 DNaCe - Composite Box Score  
Aug 02, 2012 at Pardubice (Krtkova)

Askoe Linz 4 (3-2)

| Player        | AB | R | H | BI | 2B | 3B | HR | BB | SB | CS | HP | SH | SF | SO | IBB | KL | GDP | PO | A  | E |
|---------------|----|---|---|----|----|----|----|----|----|----|----|----|----|----|-----|----|-----|----|----|---|
| CAPELLAN J of | 4  | 1 | 2 | 0  | 0  | 0  | 0  | 0  | 0  | 0  | 0  | 0  | 0  | 0  | 0   | 0  | 0   | 0  | 1  | 0 |
| DAILL rf      | 3  | 1 | 1 | 0  | 0  | 0  | 0  | 0  | 0  | 0  | 0  | 0  | 0  | 0  | 0   | 0  | 1   | 0  | 0  | 0 |
| SCHMIDT St 2b | 1  | 1 | 0 | 2  | 0  | 0  | 0  | 2  | 0  | 0  | 0  | 0  | 0  | 0  | 0   | 0  | 0   | 6  | 3  | 2 |
| HARDINGER 1b  | 2  | 0 | 1 | 2  | 0  | 0  | 0  | 1  | 0  | 0  | 0  | 0  | 0  | 1  | 0   | 0  | 0   | 6  | 0  | 2 |
| TRAWOGER R lf | 3  | 0 | 1 | 0  | 0  | 0  | 0  | 0  | 0  | 0  | 0  | 0  | 0  | 0  | 0   | 0  | 0   | 0  | 0  | 0 |
| TRAWOGER S cf | 3  | 0 | 0 | 0  | 0  | 0  | 0  | 0  | 0  | 0  | 0  | 0  | 0  | 0  | 0   | 0  | 0   | 0  | 1  | 3 |
| MITTERHUMER p | 3  | 0 | 0 | 0  | 0  | 0  | 0  | 0  | 0  | 0  | 0  | 0  | 0  | 0  | 0   | 0  | 0   | 0  | 2  | 1 |
| MILLWOOD 3b   | 3  | 0 | 1 | 0  | 0  | 0  | 0  | 0  | 0  | 0  | 0  | 0  | 0  | 0  | 0   | 0  | 0   | 4  | 0  | 0 |
| SCHMID ss     | 3  | 0 | 0 | 0  | 0  | 0  | 0  | 0  | 0  | 0  | 0  | 0  | 0  | 0  | 0   | 0  | 0   | 1  | 8  | 0 |
| SCHÖNDORFER c | 2  | 1 | 0 | 0  | 0  | 0  | 0  | 0  | 0  | 0  | 0  | 0  | 0  | 0  | 0   | 0  | 0   | 1  | 0  | 0 |
| WINZIG c      | 0  | 0 | 0 | 0  | 0  | 0  | 0  | 1  | 0  | 0  | 0  | 0  | 0  | 0  | 0   | 0  | 0   | 0  | 0  | 0 |
| Totals.....   | 27 | 4 | 6 | 4  | 0  | 0  | 0  | 4  | 0  | 0  | 0  | 0  | 0  | 1  | 0   | 0  | 1   | 18 | 15 | 8 |

DNACE 7 (2-3)

| Player        | AB | R | H  | BI | 2B | 3B | HR | BB | SB | CS | HP | SH | SF | SO | IBB | KL | GDP | PO | A  | E |
|---------------|----|---|----|----|----|----|----|----|----|----|----|----|----|----|-----|----|-----|----|----|---|
| VOJACEK ss    | 4  | 1 | 2  | 0  | 0  | 0  | 0  | 0  | 0  | 0  | 0  | 0  | 0  | 0  | 0   | 0  | 0   | 2  | 5  | 1 |
| MALKOVA c     | 4  | 1 | 2  | 2  | 1  | 0  | 0  | 0  | 0  | 0  | 0  | 0  | 0  | 1  | 0   | 0  | 0   | 2  | 1  | 0 |
| MERTLIK cf    | 3  | 0 | 0  | 0  | 0  | 0  | 0  | 0  | 0  | 0  | 0  | 0  | 0  | 0  | 0   | 0  | 0   | 2  | 0  | 1 |
| ZEMAN pr      | 1  | 0 | 0  | 0  | 0  | 0  | 0  | 0  | 0  | 0  | 0  | 0  | 0  | 0  | 0   | 0  | 0   | 0  | 0  | 0 |
| BROUKALOVA 2b | 4  | 1 | 2  | 0  | 0  | 0  | 0  | 0  | 0  | 0  | 0  | 0  | 0  | 0  | 0   | 0  | 0   | 4  | 1  | 0 |
| PACHL 3b      | 4  | 1 | 0  | 0  | 0  | 0  | 0  | 0  | 0  | 0  | 0  | 0  | 0  | 0  | 0   | 0  | 0   | 2  | 1  | 0 |
| ONDRACKOVA of | 3  | 0 | 2  | 1  | 0  | 0  | 0  | 0  | 0  | 0  | 0  | 0  | 0  | 0  | 0   | 0  | 0   | 2  | 0  | 1 |
| PISAR lf      | 3  | 0 | 1  | 1  | 0  | 0  | 0  | 0  | 0  | 0  | 0  | 0  | 0  | 0  | 0   | 0  | 0   | 1  | 0  | 0 |
| NOVOTNA 1b    | 3  | 1 | 1  | 0  | 0  | 0  | 0  | 0  | 0  | 0  | 0  | 0  | 0  | 0  | 0   | 0  | 0   | 5  | 0  | 0 |
| CESPIVA p     | 2  | 0 | 0  | 0  | 0  | 0  | 0  | 0  | 0  | 0  | 0  | 0  | 0  | 0  | 0   | 0  | 0   | 0  | 2  | 0 |
| KUCERKA ph    | 0  | 1 | 0  | 0  | 0  | 0  | 0  | 1  | 0  | 0  | 0  | 0  | 0  | 0  | 0   | 0  | 0   | 0  | 0  | 0 |
| KOPICOVA rf   | 3  | 1 | 1  | 2  | 0  | 0  | 0  | 0  | 0  | 0  | 0  | 0  | 0  | 0  | 0   | 0  | 0   | 1  | 0  | 0 |
| Totals.....   | 34 | 7 | 11 | 6  | 1  | 0  | 0  | 1  | 0  | 0  | 0  | 0  | 0  | 1  | 0   | 0  | 0   | 21 | 10 | 3 |

| Askoe Linz        | IP  | H  | R | ER | BB | SO | WP | HB | BK | IBB | SH | SF | CI | 2B | 3B | HR | AB | BF | FO | GO | NP |
|-------------------|-----|----|---|----|----|----|----|----|----|-----|----|----|----|----|----|----|----|----|----|----|----|
| MITTERHUMER L,3-1 | 6.0 | 11 | 7 | 4  | 1  | 1  | 0  | 0  | 0  | 0   | 0  | 0  | 0  | 1  | 0  | 0  | 34 | 35 | 3  | 13 |    |
| DNACE             | IP  | H  | R | ER | BB | SO | WP | HB | BK | IBB | SH | SF | CI | 2B | 3B | HR | AB | BF | FO | GO | NP |
| CESPIVA W,2-3     | 7.0 | 6  | 4 | 3  | 4  | 1  | 0  | 0  | 0  | 0   | 0  | 0  | 0  | 0  | 0  | 0  | 27 | 31 | 11 | 7  |    |

Umpires - HP: REX Ralf Jurgen 1B: CLARKE James 3B: ZEGLINA Tomo  
Start: 9:15 Time: 1:23 Attendance: 20

Game: 17



# European Cup Coed Slowpitch

Pardubice (Czech Republic) - July 31<sup>st</sup> / August 4<sup>th</sup>, 2012



## Game Summary 18



### Uce Travellers (GER) - Dodder Dynamoos (IRL)



European Cup Coed Slowpitch 2012  
#7 Dodder Dynamoos vs #5 Uce Travellers - Composite Box Score  
Aug 02, 2012 at Pardubice (Svitkov)

Dodder Dynamoos 11 (2-3)

| Player        | AB | R  | H  | BI | 2B | 3B | HR | BB | SB | CS | HP | SH | SF | SO | IBB | KL | GDP | PO | A  | E |
|---------------|----|----|----|----|----|----|----|----|----|----|----|----|----|----|-----|----|-----|----|----|---|
| GEOGHEGAN ss  | 5  | 3  | 3  | 1  | 0  | 0  | 0  | 0  | 0  | 0  | 0  | 0  | 0  | 0  | 0   | 0  | 0   | 3  | 4  | 1 |
| BRADY cf      | 5  | 1  | 2  | 0  | 0  | 0  | 0  | 0  | 0  | 0  | 0  | 0  | 0  | 0  | 0   | 0  | 0   | 1  | 0  | 0 |
| MCCARTHY K p  | 4  | 3  | 3  | 3  | 0  | 1  | 0  | 1  | 0  | 0  | 0  | 0  | 0  | 0  | 0   | 0  | 0   | 1  | 3  | 0 |
| SHARP rf      | 5  | 1  | 3  | 2  | 0  | 0  | 0  | 0  | 0  | 0  | 0  | 0  | 0  | 0  | 0   | 0  | 0   | 0  | 0  | 0 |
| WARD C 2b     | 4  | 0  | 2  | 2  | 1  | 0  | 0  | 0  | 0  | 0  | 0  | 0  | 0  | 0  | 0   | 0  | 0   | 3  | 2  | 1 |
| RADICS 3b     | 4  | 0  | 0  | 0  | 0  | 0  | 0  | 0  | 0  | 0  | 0  | 0  | 0  | 1  | 0   | 0  | 0   | 1  | 0  | 2 |
| CONNOLLY of   | 4  | 0  | 2  | 1  | 0  | 0  | 0  | 0  | 0  | 0  | 0  | 0  | 0  | 0  | 0   | 0  | 0   | 0  | 1  | 0 |
| FEBRUARY R c  | 3  | 0  | 1  | 0  | 0  | 0  | 0  | 0  | 0  | 0  | 0  | 0  | 0  | 1  | 0   | 0  | 0   | 1  | 0  | 0 |
| GYIMES c      | 1  | 1  | 1  | 0  | 0  | 0  | 0  | 0  | 0  | 0  | 0  | 0  | 0  | 0  | 0   | 0  | 0   | 1  | 0  | 0 |
| MCCARTHY J lf | 4  | 1  | 2  | 0  | 0  | 0  | 0  | 0  | 0  | 0  | 0  | 0  | 0  | 0  | 0   | 0  | 0   | 4  | 0  | 0 |
| PAPACSEK 1b   | 4  | 1  | 0  | 0  | 0  | 0  | 0  | 0  | 0  | 0  | 0  | 0  | 0  | 0  | 0   | 0  | 0   | 6  | 1  | 0 |
| Totals.....   | 43 | 11 | 19 | 9  | 1  | 1  | 0  | 1  | 0  | 0  | 0  | 0  | 0  | 2  | 0   | 0  | 0   | 21 | 11 | 4 |

Uce Travellers 1 (2-3)

| Player       | AB | R | H | BI | 2B | 3B | HR | BB | SB | CS | HP | SH | SF | SO | IBB | KL | GDP | PO | A | E |
|--------------|----|---|---|----|----|----|----|----|----|----|----|----|----|----|-----|----|-----|----|---|---|
| ABU-OMAR K p | 3  | 0 | 0 | 0  | 0  | 0  | 0  | 0  | 0  | 0  | 0  | 0  | 0  | 0  | 0   | 0  | 0   | 0  | 2 | 0 |
| HEINZE cf    | 3  | 0 | 0 | 0  | 0  | 0  | 0  | 0  | 0  | 0  | 0  | 0  | 0  | 0  | 0   | 0  | 0   | 1  | 0 | 1 |
| ZERHUSEN ss  | 3  | 1 | 1 | 0  | 0  | 0  | 0  | 0  | 0  | 0  | 0  | 0  | 0  | 0  | 0   | 0  | 0   | 1  | 1 | 0 |
| MEYER 1b     | 3  | 0 | 0 | 0  | 0  | 0  | 0  | 0  | 0  | 0  | 0  | 0  | 0  | 0  | 0   | 0  | 0   | 2  | 0 | 1 |
| WALTHER 2b   | 2  | 0 | 1 | 1  | 0  | 0  | 0  | 0  | 0  | 0  | 0  | 0  | 0  | 0  | 0   | 0  | 0   | 2  | 0 | 0 |
| HILGERS 2b   | 1  | 0 | 0 | 0  | 0  | 0  | 0  | 0  | 0  | 0  | 0  | 0  | 0  | 0  | 0   | 0  | 0   | 1  | 1 | 0 |
| PFEIFFER rf  | 3  | 0 | 1 | 0  | 0  | 0  | 0  | 0  | 0  | 0  | 0  | 0  | 0  | 0  | 0   | 0  | 0   | 2  | 0 | 0 |
| DAHER of     | 3  | 0 | 3 | 0  | 0  | 0  | 0  | 0  | 0  | 0  | 0  | 0  | 0  | 0  | 0   | 0  | 0   | 3  | 0 | 2 |
| FENNIMORE 3b | 3  | 0 | 0 | 0  | 0  | 0  | 0  | 0  | 0  | 0  | 0  | 0  | 0  | 0  | 0   | 0  | 0   | 5  | 3 | 1 |
| SAND lf      | 3  | 0 | 0 | 0  | 0  | 0  | 0  | 0  | 0  | 0  | 0  | 0  | 0  | 1  | 0   | 0  | 0   | 2  | 0 | 1 |
| LINNERT c    | 2  | 0 | 0 | 0  | 0  | 0  | 0  | 0  | 0  | 0  | 0  | 0  | 0  | 0  | 0   | 0  | 0   | 2  | 0 | 0 |
| Totals.....  | 29 | 1 | 6 | 1  | 0  | 0  | 0  | 0  | 0  | 0  | 0  | 0  | 0  | 1  | 0   | 0  | 1   | 21 | 6 | 6 |

| Dodder Dynamoos  | IP  | H  | R  | ER | BB | SO | WP | HB | BK | IBB | SH | SF | CI | 2B | 3B | HR | AB | BF | FO | GO | NP |
|------------------|-----|----|----|----|----|----|----|----|----|-----|----|----|----|----|----|----|----|----|----|----|----|
| MCCARTHY K W,1-0 | 7.0 | 6  | 1  | 1  | 0  | 1  | 0  | 0  | 0  | 0   | 0  | 0  | 0  | 0  | 0  | 0  | 29 | 29 | 8  | 10 |    |
| Uce Travellers   | IP  | H  | R  | ER | BB | SO | WP | HB | BK | IBB | SH | SF | CI | 2B | 3B | HR | AB | BF | FO | GO | NP |
| ABU-OMAR K L,2-2 | 7.0 | 19 | 11 | 5  | 1  | 2  | 0  | 0  | 0  | 0   | 0  | 0  | 0  | 1  | 1  | 0  | 43 | 44 | 12 | 7  |    |

Umpires - HP: MOON Cristopher 1B: KOSNAR Jaroslav 3B: DYTRT Karel  
Start: 9:15 Time: 1:15 Attendance: 10

Game: 18



# European Cup Coed Slowpitch

Pardubice (Czech Republic) - July 31<sup>st</sup> / August 4<sup>th</sup>, 2012



## Game Summary 19



### Chromies (GBR) - Pasos Pardubice (CZE)



European Cup Coed Slowpitch 2012  
#4 Pasos Pardubice vs #1 Chromies - Composite Box Score  
Aug 02, 2012 at Pardubice (Krtkova)

Pasos Pardubice 3 (2-3)

| Player         | AB | R | H | BI | 2B | 3B | HR | BB | SB | CS | HP | SH | SF | SO | IBB | KL | GDP | PO | A | E |
|----------------|----|---|---|----|----|----|----|----|----|----|----|----|----|----|-----|----|-----|----|---|---|
| KOLACEK ph     | 3  | 0 | 1 | 1  | 0  | 0  | 0  | 0  | 0  | 0  | 0  | 0  | 0  | 2  | 0   | 0  | 0   | 0  | 0 | 0 |
| DOUBRAVOVA dp  | 3  | 0 | 0 | 0  | 0  | 0  | 0  | 0  | 0  | 0  | 0  | 0  | 0  | 0  | 0   | 0  | 0   | 0  | 0 | 0 |
| FIBIGER ss     | 3  | 0 | 0 | 0  | 0  | 0  | 0  | 0  | 0  | 0  | 0  | 0  | 0  | 0  | 0   | 0  | 0   | 0  | 2 | 1 |
| SVANDOVA pr    | 3  | 0 | 1 | 0  | 0  | 0  | 0  | 0  | 0  | 0  | 0  | 0  | 0  | 0  | 0   | 0  | 0   | 0  | 0 | 0 |
| POSPISIL cf    | 2  | 0 | 1 | 0  | 0  | 0  | 0  | 0  | 0  | 0  | 0  | 0  | 0  | 0  | 0   | 0  | 0   | 2  | 0 | 0 |
| JAKUBCOVA c    | 2  | 0 | 0 | 0  | 0  | 0  | 0  | 0  | 0  | 0  | 0  | 0  | 0  | 0  | 0   | 0  | 0   | 3  | 0 | 0 |
| RAMBOUSEK 2b   | 2  | 0 | 1 | 0  | 0  | 0  | 0  | 0  | 0  | 0  | 0  | 0  | 0  | 0  | 0   | 0  | 0   | 2  | 0 | 1 |
| KALINOVA 1b    | 2  | 0 | 0 | 0  | 0  | 0  | 0  | 0  | 0  | 0  | 0  | 0  | 0  | 0  | 0   | 0  | 0   | 1  | 0 | 1 |
| STRADAL lf     | 2  | 1 | 1 | 0  | 0  | 0  | 0  | 0  | 0  | 0  | 0  | 0  | 0  | 0  | 0   | 0  | 0   | 6  | 0 | 0 |
| RAMBOUSKOVA rf | 2  | 1 | 2 | 0  | 0  | 0  | 0  | 0  | 0  | 0  | 0  | 0  | 0  | 0  | 0   | 0  | 0   | 2  | 0 | 0 |
| GUTVIRT p      | 2  | 1 | 2 | 1  | 0  | 0  | 0  | 0  | 0  | 0  | 0  | 0  | 0  | 0  | 0   | 0  | 0   | 1  | 0 | 0 |
| PATLICOVA 3b   | 2  | 0 | 0 | 0  | 0  | 0  | 0  | 0  | 0  | 0  | 0  | 0  | 0  | 0  | 0   | 0  | 1   | 1  | 0 | 0 |
| Totals.....    | 28 | 3 | 9 | 2  | 0  | 0  | 0  | 0  | 0  | 0  | 0  | 0  | 0  | 2  | 0   | 0  | 1   | 18 | 2 | 3 |

Chromies 8 (5-0)

| Player        | AB | R | H  | BI | 2B | 3B | HR | BB | SB | CS | HP | SH | SF | SO | IBB | KL | GDP | PO | A  | E |
|---------------|----|---|----|----|----|----|----|----|----|----|----|----|----|----|-----|----|-----|----|----|---|
| GUNN ss       | 3  | 1 | 2  | 0  | 0  | 0  | 0  | 0  | 0  | 0  | 0  | 0  | 0  | 0  | 0   | 0  | 0   | 1  | 3  | 0 |
| BALL 3b       | 2  | 1 | 0  | 0  | 0  | 0  | 0  | 0  | 0  | 0  | 0  | 0  | 1  | 0  | 0   | 0  | 0   | 2  | 2  | 0 |
| GIBBENS lf    | 3  | 2 | 2  | 3  | 1  | 0  | 1  | 0  | 0  | 0  | 0  | 0  | 0  | 1  | 0   | 0  | 0   | 3  | 0  | 0 |
| SULCOVA MI dp | 3  | 1 | 1  | 2  | 0  | 1  | 0  | 0  | 0  | 0  | 0  | 0  | 0  | 0  | 0   | 0  | 0   | 0  | 0  | 0 |
| LEE p         | 3  | 1 | 2  | 1  | 1  | 0  | 0  | 0  | 0  | 0  | 0  | 0  | 0  | 0  | 0   | 0  | 0   | 0  | 3  | 0 |
| ZOLOBOVA cf   | 3  | 0 | 1  | 0  | 0  | 0  | 0  | 0  | 0  | 0  | 0  | 0  | 0  | 1  | 0   | 0  | 0   | 0  | 0  | 0 |
| KELLY 2b      | 3  | 0 | 1  | 0  | 0  | 0  | 0  | 0  | 0  | 0  | 0  | 0  | 0  | 0  | 0   | 0  | 0   | 3  | 3  | 1 |
| BAILEY ph     | 3  | 0 | 0  | 0  | 0  | 0  | 0  | 0  | 0  | 0  | 0  | 0  | 0  | 0  | 0   | 0  | 0   | 0  | 0  | 0 |
| DORMER pr     | 3  | 1 | 1  | 0  | 0  | 0  | 0  | 0  | 0  | 0  | 0  | 0  | 0  | 1  | 0   | 0  | 0   | 0  | 0  | 0 |
| FLETT 1b      | 2  | 0 | 0  | 0  | 0  | 0  | 0  | 0  | 0  | 0  | 0  | 0  | 0  | 0  | 0   | 0  | 0   | 6  | 1  | 1 |
| ROWE rf       | 2  | 0 | 1  | 0  | 0  | 0  | 0  | 0  | 0  | 0  | 0  | 0  | 0  | 0  | 0   | 0  | 0   | 3  | 0  | 0 |
| MCKENDRICK c  | 1  | 1 | 0  | 1  | 0  | 0  | 0  | 0  | 0  | 0  | 0  | 0  | 1  | 0  | 0   | 0  | 0   | 3  | 0  | 0 |
| Totals.....   | 31 | 8 | 11 | 7  | 2  | 1  | 1  | 0  | 0  | 0  | 0  | 0  | 2  | 3  | 0   | 0  | 0   | 21 | 12 | 2 |

| Pasos Pardubice | IP  | H  | R | ER | BB | SO | WP | HB | BK | IBB | SH | SF | CI | 2B | 3B | HR | AB | BF | FO | GO | NP |
|-----------------|-----|----|---|----|----|----|----|----|----|-----|----|----|----|----|----|----|----|----|----|----|----|
| GUTVIRT L,1-2   | 6.0 | 11 | 8 | 7  | 0  | 3  | 0  | 0  | 0  | 0   | 0  | 2  | 0  | 2  | 1  | 1  | 31 | 33 | 13 | 2  |    |

| Chromies  | IP  | H | R | ER | BB | SO | WP | HB | BK | IBB | SH | SF | CI | 2B | 3B | HR | AB | BF | FO | GO | NP |
|-----------|-----|---|---|----|----|----|----|----|----|-----|----|----|----|----|----|----|----|----|----|----|----|
| LEE W,3-0 | 7.0 | 9 | 3 | 2  | 0  | 2  | 0  | 0  | 0  | 0   | 0  | 0  | 0  | 0  | 0  | 0  | 28 | 28 | 8  | 9  |    |

Umpires - HP: HARNETT Dereck 1B: ZEZLINA Tomo 3B: SOUCY Stephane  
Start: 11:05 Time: 1:14 Attendance: 50

Game: 19



# European Cup Coed Slowpitch

Pardubice (Czech Republic) - July 31<sup>st</sup> / August 4<sup>th</sup>, 2012



## Game Summary 20



### Lisicke (SLO) - Sunville Tigers (BEL)



European Cup Coed Slowpitch 2012  
#8 Sunville Tigers vs #3 Lisicke - Composite Box Score  
Aug 02, 2012 at Pardubice (Svitkov)

Sunville Tigers 5 (0-5)

| Player          | AB | R | H | BI | 2B | 3B | HR | BB | SB | CS | HP | SH | SF | SO | IBB | KL | GDP | PO | A | E  |
|-----------------|----|---|---|----|----|----|----|----|----|----|----|----|----|----|-----|----|-----|----|---|----|
| BOSMANS rf      | 2  | 1 | 1 | 0  | 0  | 0  | 0  | 0  | 0  | 0  | 0  | 0  | 0  | 0  | 0   | 0  | 0   | 0  | 0 | 0  |
| HERTELEER rf    | 1  | 1 | 0 | 0  | 0  | 0  | 0  | 0  | 0  | 0  | 0  | 0  | 0  | 0  | 0   | 0  | 0   | 0  | 0 | 1  |
| REINDERS 1b     | 2  | 1 | 0 | 0  | 0  | 0  | 0  | 1  | 0  | 0  | 0  | 0  | 0  | 0  | 0   | 0  | 0   | 5  | 0 | 2  |
| JOLY K p        | 2  | 0 | 1 | 2  | 0  | 0  | 0  | 1  | 0  | 0  | 0  | 0  | 0  | 0  | 0   | 0  | 0   | 0  | 2 | 1  |
| RANIERE 2b      | 3  | 0 | 1 | 1  | 0  | 0  | 0  | 0  | 0  | 0  | 0  | 0  | 0  | 0  | 0   | 0  | 0   | 0  | 1 | 0  |
| MACHIELS ss     | 2  | 0 | 0 | 0  | 0  | 0  | 0  | 1  | 0  | 0  | 0  | 0  | 0  | 1  | 0   | 0  | 0   | 1  | 5 | 4  |
| JOLY S cf       | 3  | 0 | 1 | 1  | 0  | 0  | 0  | 0  | 0  | 0  | 0  | 0  | 0  | 0  | 0   | 0  | 0   | 0  | 0 | 1  |
| DANIELS 3b      | 3  | 0 | 0 | 0  | 0  | 0  | 0  | 0  | 0  | 0  | 0  | 0  | 0  | 0  | 0   | 0  | 0   | 1  | 0 | 3  |
| LODEWIJCKX E of | 2  | 0 | 0 | 0  | 0  | 0  | 0  | 0  | 0  | 0  | 0  | 0  | 0  | 0  | 0   | 0  | 0   | 1  | 0 | 0  |
| CELIS S lf      | 1  | 1 | 0 | 0  | 0  | 0  | 0  | 1  | 0  | 0  | 0  | 0  | 0  | 0  | 0   | 0  | 0   | 3  | 0 | 2  |
| CROONENBERGH c  | 1  | 1 | 0 | 0  | 0  | 0  | 0  | 1  | 0  | 0  | 0  | 0  | 0  | 0  | 0   | 0  | 0   | 1  | 0 | 0  |
| Totals.....     | 22 | 5 | 4 | 4  | 0  | 0  | 0  | 5  | 0  | 0  | 0  | 0  | 0  | 1  | 0   | 0  | 0   | 12 | 8 | 14 |

Lisicke 20 (4-1)

| Player        | AB | R  | H | BI | 2B | 3B | HR | BB | SB | CS | HP | SH | SF | SO | IBB | KL | GDP | PO | A | E |
|---------------|----|----|---|----|----|----|----|----|----|----|----|----|----|----|-----|----|-----|----|---|---|
| STRUKELJ cf   | 4  | 1  | 1 | 1  | 0  | 0  | 0  | 0  | 0  | 0  | 0  | 0  | 0  | 0  | 0   | 0  | 0   | 0  | 0 | 0 |
| GOLICNIK of   | 2  | 1  | 0 | 1  | 0  | 0  | 0  | 0  | 0  | 0  | 0  | 0  | 0  | 0  | 0   | 0  | 0   | 0  | 0 | 0 |
| LAMPE c       | 2  | 1  | 0 | 0  | 0  | 0  | 0  | 0  | 0  | 0  | 0  | 0  | 0  | 1  | 0   | 0  | 0   | 0  | 0 | 0 |
| SKABAR A 2b   | 3  | 2  | 1 | 4  | 0  | 0  | 1  | 1  | 0  | 0  | 0  | 0  | 0  | 0  | 0   | 0  | 0   | 3  | 0 | 1 |
| SKABAR T rf   | 3  | 2  | 0 | 0  | 0  | 0  | 0  | 1  | 0  | 0  | 0  | 0  | 0  | 0  | 0   | 0  | 0   | 0  | 0 | 0 |
| MRAVLJE ss    | 1  | 1  | 0 | 0  | 0  | 0  | 0  | 1  | 0  | 0  | 0  | 0  | 0  | 0  | 0   | 0  | 0   | 1  | 3 | 0 |
| VALANCIC ss   | 2  | 2  | 1 | 0  | 0  | 0  | 0  | 0  | 0  | 0  | 0  | 0  | 0  | 0  | 0   | 0  | 0   | 0  | 1 | 0 |
| TROBEC T 1b   | 4  | 1  | 0 | 2  | 0  | 0  | 0  | 0  | 0  | 0  | 0  | 0  | 0  | 0  | 0   | 0  | 0   | 4  | 0 | 0 |
| SEREMET lf    | 4  | 2  | 3 | 3  | 1  | 1  | 0  | 0  | 0  | 0  | 0  | 0  | 0  | 0  | 0   | 0  | 0   | 3  | 0 | 0 |
| KRAMBERGER 3b | 3  | 2  | 3 | 2  | 1  | 0  | 0  | 0  | 0  | 0  | 0  | 0  | 0  | 0  | 0   | 0  | 0   | 1  | 0 | 2 |
| KOSTANJEVEC p | 2  | 2  | 0 | 0  | 0  | 0  | 0  | 1  | 0  | 0  | 0  | 0  | 0  | 0  | 0   | 0  | 0   | 2  | 2 | 0 |
| HUMERCA c/of  | 3  | 3  | 0 | 0  | 0  | 0  | 0  | 0  | 0  | 0  | 0  | 0  | 0  | 0  | 0   | 0  | 0   | 1  | 0 | 0 |
| Totals.....   | 33 | 20 | 9 | 13 | 2  | 1  | 1  | 4  | 0  | 0  | 0  | 0  | 0  | 1  | 0   | 0  | 0   | 15 | 6 | 3 |

| Sunville Tigers | IP  | H | R  | ER | BB | SO | WP | HB | BK | IBB | SH | SF | CI | 2B | 3B | HR | AB | BF | FO | GO | NP |
|-----------------|-----|---|----|----|----|----|----|----|----|-----|----|----|----|----|----|----|----|----|----|----|----|
| JOLY K L,0-1    | 4.0 | 9 | 20 | 3  | 4  | 1  | 0  | 0  | 0  | 0   | 0  | 0  | 0  | 2  | 1  | 1  | 33 | 37 | 6  | 5  |    |

| Lisicke           | IP  | H | R | ER | BB | SO | WP | HB | BK | IBB | SH | SF | CI | 2B | 3B | HR | AB | BF | FO | GO | NP |
|-------------------|-----|---|---|----|----|----|----|----|----|-----|----|----|----|----|----|----|----|----|----|----|----|
| KOSTANJEVEC W,3-1 | 5.0 | 4 | 5 | 3  | 5  | 1  | 0  | 0  | 0  | 0   | 0  | 0  | 0  | 0  | 0  | 0  | 22 | 27 | 7  | 7  |    |

Umpires - HP: SAUNDERS Pete 1B: MOON Christopher 3B: KOSNAR Jaroslav  
Start: 11:00 Time: 1:35 Attendance: 10

JOLY K faced 8 batters in the 5th.  
Game: 20





# European Cup Coed Slowpitch

Pardubice (Czech Republic) - July 31<sup>st</sup> / August 4<sup>th</sup>, 2012



## Game Summary 21

**Dodder Dynamos (IRL) - DNACE (CZE)**



European Cup Coed Slowpitch 2012  
#6 DNACE vs #7 Dodder Dynamos - Composite Box Score  
Aug 02, 2012 at Pardubice (Krtkova)

DNACE 6 (3-3)

| Player           | AB | R | H  | BI | 2B | 3B | HR | BB | SB | CS | HP | SH | SF | SO | IBB | KL | GDP | PO | A | E |
|------------------|----|---|----|----|----|----|----|----|----|----|----|----|----|----|-----|----|-----|----|---|---|
| VOJACEK ss       | 4  | 1 | 3  | 1  | 1  | 0  | 0  | 0  | 0  | 0  | 0  | 0  | 0  | 0  | 0   | 0  | 0   | 3  | 4 | 0 |
| MALKOVA c/dp     | 3  | 1 | 0  | 2  | 0  | 0  | 0  | 0  | 0  | 0  | 0  | 0  | 1  | 0  | 0   | 0  | 0   | 1  | 0 | 0 |
| MERTLIK cf       | 3  | 1 | 1  | 0  | 0  | 0  | 0  | 0  | 0  | 0  | 0  | 0  | 0  | 0  | 0   | 0  | 0   | 2  | 0 | 0 |
| KUCERKA cf       | 1  | 0 | 0  | 0  | 0  | 0  | 0  | 0  | 0  | 0  | 0  | 0  | 0  | 0  | 0   | 0  | 0   | 0  | 0 | 0 |
| BROUKALOVA 2b    | 3  | 0 | 0  | 1  | 0  | 0  | 0  | 0  | 0  | 0  | 0  | 0  | 1  | 0  | 0   | 0  | 0   | 0  | 3 | 0 |
| PACHL 3b         | 4  | 0 | 3  | 0  | 0  | 0  | 0  | 0  | 0  | 0  | 0  | 0  | 0  | 0  | 0   | 0  | 0   | 2  | 0 | 1 |
| ONDRACKOVA of/rf | 4  | 0 | 1  | 1  | 0  | 0  | 0  | 0  | 0  | 0  | 0  | 0  | 0  | 0  | 0   | 0  | 1   | 2  | 0 | 0 |
| PISAR lf         | 2  | 0 | 1  | 0  | 0  | 0  | 0  | 0  | 0  | 0  | 0  | 0  | 0  | 0  | 0   | 0  | 0   | 1  | 0 | 0 |
| KOZAK lf         | 1  | 1 | 1  | 0  | 0  | 0  | 0  | 0  | 0  | 0  | 0  | 0  | 0  | 0  | 0   | 0  | 0   | 1  | 0 | 1 |
| NOVOTNA 1b/c     | 3  | 1 | 0  | 0  | 0  | 0  | 0  | 0  | 0  | 0  | 0  | 0  | 0  | 0  | 0   | 0  | 0   | 4  | 0 | 0 |
| CESPIVA p        | 2  | 1 | 1  | 0  | 0  | 0  | 0  | 0  | 0  | 0  | 0  | 1  | 0  | 0  | 0   | 0  | 0   | 1  | 2 | 0 |
| KOPICOVA rf/lb   | 3  | 0 | 1  | 1  | 0  | 0  | 0  | 0  | 0  | 0  | 0  | 0  | 0  | 0  | 0   | 0  | 0   | 4  | 0 | 0 |
| Totals.....      | 33 | 6 | 12 | 6  | 1  | 0  | 0  | 0  | 0  | 0  | 0  | 0  | 3  | 0  | 0   | 0  | 1   | 21 | 9 | 2 |

Dodder Dynamos 1 (2-4)

| Player        | AB | R | H | BI | 2B | 3B | HR | BB | SB | CS | HP | SH | SF | SO | IBB | KL | GDP | PO | A  | E |
|---------------|----|---|---|----|----|----|----|----|----|----|----|----|----|----|-----|----|-----|----|----|---|
| GEOGHEGAN ss  | 3  | 1 | 2 | 0  | 1  | 1  | 0  | 0  | 0  | 0  | 0  | 0  | 0  | 0  | 0   | 0  | 0   | 5  | 4  | 2 |
| BRADY cf      | 2  | 0 | 2 | 1  | 1  | 0  | 0  | 1  | 0  | 0  | 0  | 0  | 0  | 0  | 0   | 0  | 0   | 2  | 0  | 0 |
| MCCARTHY K p  | 3  | 0 | 0 | 0  | 0  | 0  | 0  | 0  | 0  | 0  | 0  | 0  | 0  | 0  | 0   | 0  | 0   | 1  | 1  | 0 |
| SHARP rf      | 3  | 0 | 0 | 0  | 0  | 0  | 0  | 0  | 0  | 0  | 0  | 0  | 0  | 0  | 0   | 0  | 0   | 1  | 1  | 0 |
| WARD C 2b     | 3  | 0 | 0 | 0  | 0  | 0  | 0  | 0  | 0  | 0  | 0  | 0  | 0  | 0  | 0   | 0  | 0   | 3  | 2  | 1 |
| RADICS 3b     | 2  | 0 | 0 | 0  | 0  | 0  | 0  | 1  | 0  | 0  | 0  | 0  | 0  | 0  | 0   | 0  | 0   | 1  | 2  | 1 |
| CONNOLLY of   | 3  | 0 | 1 | 0  | 0  | 0  | 0  | 0  | 0  | 0  | 0  | 0  | 0  | 0  | 0   | 0  | 0   | 2  | 1  | 2 |
| FEBRUARY R c  | 2  | 0 | 1 | 0  | 0  | 0  | 0  | 0  | 0  | 0  | 0  | 0  | 0  | 0  | 0   | 0  | 0   | 0  | 0  | 0 |
| GYIMES pr/c   | 1  | 0 | 0 | 0  | 0  | 0  | 0  | 0  | 0  | 0  | 0  | 0  | 0  | 0  | 0   | 0  | 0   | 0  | 0  | 0 |
| MCCARTHY J lf | 2  | 0 | 0 | 0  | 0  | 0  | 0  | 0  | 0  | 0  | 0  | 0  | 0  | 1  | 0   | 0  | 1   | 1  | 0  | 0 |
| D'ARCY lf     | 1  | 0 | 0 | 0  | 0  | 0  | 0  | 0  | 0  | 0  | 0  | 0  | 0  | 0  | 0   | 0  | 0   | 0  | 0  | 0 |
| PAPACSEK 1b   | 3  | 0 | 1 | 0  | 0  | 0  | 0  | 0  | 0  | 0  | 0  | 0  | 0  | 0  | 0   | 0  | 0   | 5  | 0  | 0 |
| Totals.....   | 28 | 1 | 7 | 1  | 2  | 1  | 0  | 2  | 0  | 0  | 0  | 0  | 0  | 1  | 0   | 0  | 2   | 21 | 10 | 6 |

| DNACE            | IP  | H  | R | ER | BB | SO | WP | HB | BK | IBB | SH | SF | CI | 2B | 3B | HR | AB | BF | FO | GO | NP |
|------------------|-----|----|---|----|----|----|----|----|----|-----|----|----|----|----|----|----|----|----|----|----|----|
| CESPIVA W,3-3    | 7.0 | 7  | 1 | 1  | 2  | 1  | 0  | 0  | 0  | 0   | 0  | 0  | 0  | 2  | 1  | 0  | 28 | 30 | 11 | 7  |    |
| Dodder Dynamos   | IP  | H  | R | ER | BB | SO | WP | HB | BK | IBB | SH | SF | CI | 2B | 3B | HR | AB | BF | FO | GO | NP |
| MCCARTHY K L,0-1 | 7.0 | 12 | 6 | 4  | 0  | 0  | 0  | 0  | 0  | 0   | 0  | 3  | 0  | 1  | 0  | 0  | 33 | 36 | 11 | 8  |    |

Umpires - HP: SOUCY Stephane 1B: SETERIU Tony 3B: CLARKE James  
Start: 12:45 Time: 1:20 Attendance: 50

Game: 21



# European Cup Coed Slowpitch

Pardubice (Czech Republic) - July 31<sup>st</sup> / August 4<sup>th</sup>, 2012



## Game Summary 22

Uce Travellers (GER) - Askoe Linz St. (AUT)

<cpi12>

European Cup Coed Slowpitch 2012  
#2 Askoe Linz vs #5 Uce Travellers - Composite Box Score  
Aug 02, 2012 at Pardubice (Krtkova)

Askoe Linz 3 (3-3)

| Player           | AB | R | H  | BI | 2B | 3B | HR | BB | SB | CS | HP | SH | SF | SO | IBB | KL | GDP | PO | A | E |
|------------------|----|---|----|----|----|----|----|----|----|----|----|----|----|----|-----|----|-----|----|---|---|
| CAPELLAN J dp/of | 3  | 1 | 2  | 0  | 0  | 0  | 0  | 0  | 0  | 0  | 0  | 0  | 0  | 0  | 0   | 0  | 0   | 1  | 1 | 0 |
| DAILL rf         | 3  | 1 | 0  | 0  | 0  | 0  | 0  | 0  | 0  | 0  | 0  | 0  | 0  | 0  | 0   | 0  | 0   | 1  | 0 | 1 |
| SCHMIDT St lf/of | 3  | 1 | 1  | 3  | 0  | 0  | 1  | 0  | 0  | 0  | 0  | 0  | 0  | 0  | 0   | 0  | 0   | 2  | 0 | 1 |
| HARDINGER 1b     | 3  | 0 | 2  | 0  | 0  | 0  | 0  | 0  | 0  | 0  | 0  | 0  | 0  | 0  | 0   | 0  | 0   | 1  | 0 | 0 |
| TRAWOGER R p/lf  | 3  | 0 | 1  | 0  | 0  | 0  | 0  | 0  | 0  | 0  | 0  | 0  | 0  | 0  | 0   | 0  | 0   | 2  | 0 | 0 |
| MILLWOOD 3b      | 3  | 0 | 0  | 0  | 0  | 0  | 0  | 0  | 0  | 0  | 0  | 0  | 0  | 0  | 0   | 0  | 0   | 2  | 0 | 0 |
| SCHMID ss        | 3  | 0 | 0  | 0  | 0  | 0  | 0  | 0  | 0  | 0  | 0  | 0  | 0  | 0  | 0   | 0  | 0   | 2  | 2 | 1 |
| TRAWOGER S c     | 3  | 0 | 3  | 0  | 0  | 0  | 0  | 0  | 0  | 0  | 0  | 0  | 0  | 0  | 0   | 0  | 0   | 0  | 0 | 1 |
| DOMINGUEZ 2b     | 2  | 0 | 1  | 0  | 0  | 0  | 0  | 0  | 0  | 0  | 0  | 0  | 0  | 0  | 0   | 0  | 0   | 2  | 0 | 1 |
| MITTERHUMER p    | 1  | 0 | 0  | 0  | 0  | 0  | 0  | 0  | 0  | 0  | 0  | 0  | 0  | 0  | 0   | 0  | 0   | 0  | 1 | 0 |
| SCHONDORFER cf   | 2  | 0 | 0  | 0  | 0  | 0  | 0  | 0  | 0  | 0  | 0  | 0  | 0  | 0  | 0   | 0  | 0   | 2  | 0 | 1 |
| Totals.....      | 29 | 3 | 10 | 3  | 0  | 0  | 1  | 0  | 0  | 0  | 0  | 0  | 0  | 0  | 0   | 0  | 0   | 15 | 4 | 6 |

Uce Travellers 18 (3-3)

| Player       | AB | R  | H  | BI | 2B | 3B | HR | BB | SB | CS | HP | SH | SF | SO | IBB | KL | GDP | PO | A | E |
|--------------|----|----|----|----|----|----|----|----|----|----|----|----|----|----|-----|----|-----|----|---|---|
| ABU-OMAR K p | 4  | 2  | 1  | 1  | 0  | 0  | 0  | 1  | 0  | 0  | 0  | 0  | 0  | 0  | 0   | 0  | 0   | 1  | 1 | 0 |
| ABTS lf      | 4  | 1  | 0  | 0  | 0  | 0  | 0  | 1  | 0  | 0  | 0  | 0  | 0  | 0  | 0   | 0  | 0   | 2  | 0 | 0 |
| ZERHUSEN ss  | 5  | 3  | 3  | 1  | 0  | 0  | 0  | 0  | 0  | 0  | 0  | 0  | 0  | 0  | 0   | 0  | 0   | 6  | 2 | 0 |
| MEYER 1b     | 5  | 2  | 4  | 2  | 0  | 0  | 0  | 0  | 0  | 0  | 0  | 0  | 0  | 0  | 0   | 0  | 0   | 2  | 0 | 0 |
| WALTHER 2b   | 5  | 4  | 5  | 3  | 1  | 0  | 0  | 0  | 0  | 0  | 0  | 0  | 0  | 0  | 0   | 0  | 0   | 3  | 4 | 0 |
| PFEIFFER c   | 4  | 1  | 3  | 2  | 0  | 0  | 0  | 0  | 0  | 0  | 0  | 0  | 0  | 0  | 0   | 0  | 0   | 0  | 0 | 0 |
| HILGERS cf   | 4  | 1  | 3  | 2  | 0  | 0  | 0  | 0  | 0  | 0  | 0  | 0  | 0  | 0  | 0   | 0  | 0   | 1  | 0 | 0 |
| FENNIMORE 3b | 3  | 2  | 2  | 1  | 1  | 0  | 0  | 0  | 0  | 0  | 0  | 0  | 1  | 0  | 0   | 0  | 0   | 1  | 0 | 0 |
| MULLER dp/of | 4  | 2  | 4  | 1  | 1  | 0  | 0  | 0  | 0  | 0  | 0  | 0  | 0  | 0  | 0   | 0  | 0   | 2  | 0 | 1 |
| HEINZE rf    | 3  | 0  | 1  | 2  | 0  | 0  | 0  | 0  | 0  | 0  | 0  | 0  | 1  | 0  | 0   | 0  | 0   | 0  | 0 | 0 |
| Totals.....  | 41 | 18 | 26 | 15 | 3  | 0  | 0  | 2  | 0  | 0  | 0  | 0  | 2  | 0  | 0   | 0  | 0   | 18 | 7 | 1 |

Askoe Linz IP H R ER BB SO WP HB BK IBB SH SF CI 2B 3B HR AB BF FO GO NP

|                  |     |    |    |    |   |   |   |   |   |   |   |   |   |   |   |   |    |    |    |   |
|------------------|-----|----|----|----|---|---|---|---|---|---|---|---|---|---|---|---|----|----|----|---|
| TRAWOGER R L,0-2 | 4.1 | 21 | 17 | 13 | 2 | 0 | 0 | 0 | 0 | 0 | 0 | 2 | 0 | 3 | 0 | 0 | 34 | 38 | 11 | 1 |
| MITTERHUMER      | 0.2 | 5  | 1  | 1  | 0 | 0 | 0 | 0 | 0 | 0 | 0 | 0 | 0 | 0 | 0 | 0 | 7  | 7  | 0  | 2 |

Uce Travellers IP H R ER BB SO WP HB BK IBB SH SF CI 2B 3B HR AB BF FO GO NP

|                  |     |    |   |   |   |   |   |   |   |   |   |   |   |   |   |   |    |    |    |   |
|------------------|-----|----|---|---|---|---|---|---|---|---|---|---|---|---|---|---|----|----|----|---|
| ABU-OMAR K W,3-2 | 6.0 | 10 | 3 | 3 | 0 | 0 | 0 | 0 | 0 | 0 | 0 | 0 | 0 | 0 | 0 | 1 | 29 | 29 | 11 | 7 |
|------------------|-----|----|---|---|---|---|---|---|---|---|---|---|---|---|---|---|----|----|----|---|

Umpires - HP: DYTRT Karel 1B: KOSNAR Jaroslav 3B: SAUNDERS Pete  
Start: 14:30 Time: 1:15 Attendance: 50

MITTERHUMER faced 3 batters in the 6th.  
Game: 22



# European Cup Coed Slowpitch

Pardubice (Czech Republic) - July 31<sup>st</sup> / August 4<sup>th</sup>, 2012



## Game Summary 23



### Sunville Tigers (BEL) - Chromies (GBR)



European Cup Coed Slowpitch 2012  
#1 Chromies vs #8 Sunville Tigers - Composite Box Score  
Aug 02, 2012 at Pardubice (Krtkova)

Chromies 25 (6-0)

| Player          | AB | R  | H  | BI | 2B | 3B | HR | BB | SB | CS | HP | SH | SF | SO | IBB | KL | GDP | PO | A | E |
|-----------------|----|----|----|----|----|----|----|----|----|----|----|----|----|----|-----|----|-----|----|---|---|
| O'SULLIVAN 2b/p | 5  | 1  | 5  | 4  | 3  | 0  | 0  | 0  | 0  | 0  | 0  | 0  | 0  | 0  | 0   | 0  | 0   | 1  | 0 | 0 |
| BALL 3b         | 5  | 1  | 2  | 2  | 1  | 0  | 0  | 0  | 0  | 0  | 0  | 0  | 0  | 0  | 0   | 0  | 0   | 3  | 2 | 0 |
| GUNN ss         | 5  | 3  | 3  | 0  | 1  | 0  | 0  | 0  | 0  | 0  | 0  | 0  | 0  | 0  | 0   | 0  | 0   | 0  | 3 | 0 |
| SULCOVA MA 1b   | 4  | 4  | 3  | 0  | 0  | 0  | 0  | 1  | 0  | 0  | 0  | 0  | 0  | 0  | 0   | 0  | 0   | 5  | 0 | 0 |
| KELLY lf        | 5  | 4  | 5  | 6  | 2  | 0  | 1  | 0  | 0  | 0  | 0  | 0  | 0  | 0  | 0   | 0  | 0   | 3  | 0 | 0 |
| FLETT of        | 4  | 4  | 2  | 4  | 0  | 0  | 1  | 1  | 0  | 0  | 0  | 0  | 0  | 0  | 0   | 0  | 0   | 0  | 0 | 0 |
| DORMER p/2b     | 4  | 2  | 3  | 1  | 0  | 1  | 0  | 0  | 0  | 0  | 0  | 0  | 1  | 0  | 0   | 0  | 1   | 0  | 1 | 0 |
| BAILEY cf       | 2  | 1  | 0  | 2  | 0  | 0  | 0  | 1  | 0  | 0  | 0  | 0  | 1  | 0  | 0   | 0  | 0   | 1  | 0 | 1 |
| ROWE rf         | 3  | 4  | 1  | 3  | 0  | 0  | 0  | 1  | 0  | 0  | 0  | 0  | 0  | 0  | 0   | 0  | 0   | 0  | 0 | 0 |
| MCKENDRICK c    | 4  | 1  | 3  | 2  | 0  | 0  | 0  | 0  | 0  | 0  | 0  | 0  | 0  | 0  | 0   | 0  | 0   | 2  | 0 | 0 |
| Totals.....     | 41 | 25 | 27 | 24 | 7  | 1  | 2  | 4  | 0  | 0  | 0  | 0  | 2  | 0  | 0   | 0  | 1   | 15 | 6 | 1 |

Sunville Tigers 5 (0-6)

| Player          | AB | R | H | BI | 2B | 3B | HR | BB | SB | CS | HP | SH | SF | SO | IBB | KL | GDP | PO | A  | E |
|-----------------|----|---|---|----|----|----|----|----|----|----|----|----|----|----|-----|----|-----|----|----|---|
| BROUX p         | 1  | 1 | 0 | 0  | 0  | 0  | 0  | 2  | 0  | 0  | 0  | 0  | 0  | 0  | 0   | 0  | 0   | 0  | 0  | 0 |
| REINDERS 1b     | 2  | 1 | 2 | 0  | 0  | 0  | 0  | 1  | 0  | 0  | 0  | 0  | 0  | 0  | 0   | 0  | 0   | 4  | 0  | 0 |
| JOLY K 3b       | 3  | 1 | 1 | 1  | 1  | 0  | 0  | 0  | 0  | 0  | 0  | 0  | 0  | 1  | 0   | 0  | 0   | 3  | 2  | 1 |
| RANIERE 2b      | 3  | 0 | 0 | 0  | 0  | 0  | 0  | 0  | 0  | 0  | 0  | 0  | 0  | 0  | 0   | 0  | 0   | 3  | 1  | 1 |
| MACHIELS ss     | 3  | 0 | 1 | 1  | 0  | 0  | 0  | 0  | 0  | 0  | 0  | 0  | 0  | 0  | 0   | 0  | 0   | 1  | 8  | 0 |
| LODEWIJCKX E of | 3  | 1 | 0 | 0  | 0  | 0  | 0  | 0  | 0  | 0  | 0  | 0  | 0  | 1  | 0   | 1  | 0   | 0  | 0  | 0 |
| FEYEN lf        | 2  | 1 | 1 | 2  | 0  | 1  | 0  | 1  | 0  | 0  | 0  | 0  | 0  | 0  | 0   | 0  | 0   | 3  | 0  | 1 |
| LODEWIJCKX J c  | 2  | 0 | 1 | 1  | 0  | 0  | 0  | 1  | 0  | 0  | 0  | 0  | 0  | 0  | 0   | 0  | 0   | 0  | 0  | 0 |
| VANDERSMISSE rf | 1  | 0 | 0 | 0  | 0  | 0  | 0  | 0  | 0  | 0  | 0  | 0  | 0  | 0  | 0   | 0  | 0   | 1  | 0  | 0 |
| BOSMANS rf      | 2  | 0 | 0 | 0  | 0  | 0  | 0  | 0  | 0  | 0  | 0  | 0  | 0  | 0  | 0   | 0  | 0   | 0  | 0  | 0 |
| JOLY S cf       | 2  | 0 | 2 | 0  | 0  | 0  | 0  | 0  | 0  | 0  | 0  | 0  | 0  | 0  | 0   | 0  | 0   | 0  | 0  | 0 |
| Totals.....     | 24 | 5 | 8 | 5  | 1  | 1  | 0  | 5  | 0  | 0  | 0  | 0  | 0  | 2  | 0   | 1  | 0   | 15 | 11 | 3 |

| Chromies         | IP  | H | R | ER | BB | SO | WP | HB | BK | IBB | SH | SF | CI | 2B | 3B | HR | AB | BF | FO | GO | NP |
|------------------|-----|---|---|----|----|----|----|----|----|-----|----|----|----|----|----|----|----|----|----|----|----|
| DORMER           | 2.0 | 4 | 3 | 3  | 5  | 2  | 0  | 0  | 0  | 0   | 0  | 0  | 0  | 1  | 0  | 0  | 10 | 15 | 2  | 2  |    |
| O'SULLIVAN W,1-0 | 3.0 | 4 | 2 | 2  | 0  | 0  | 0  | 0  | 0  | 0   | 0  | 0  | 0  | 0  | 1  | 0  | 14 | 14 | 3  | 6  |    |

| Sunville Tigers | IP  | H  | R  | ER | BB | SO | WP | HB | BK | IBB | SH | SF | CI | 2B | 3B | HR | AB | BF | FO | GO | NP |
|-----------------|-----|----|----|----|----|----|----|----|----|-----|----|----|----|----|----|----|----|----|----|----|----|
| BROUX L,0-2     | 5.0 | 27 | 25 | 24 | 4  | 0  | 0  | 0  | 0  | 0   | 0  | 2  | 0  | 7  | 1  | 2  | 41 | 47 | 5  | 9  |    |

Umpires - HP: REX Ralf Jurgen 1B: ZEZLINA Tomo 3B: HARNETT Dereck  
Start: 16:15 Time: 1:20 Attendance: 50

Game: 23



# European Cup Coed Slowpitch

Pardubice (Czech Republic) - July 31<sup>st</sup> / August 4<sup>th</sup>, 2012



## Game Summary 24

### Pasos Pardubice (CZE) - Lisicke (SLO)



European Cup Coed Slowpitch 2012  
#3 Lisicke vs #4 Pasos Pardubice - Composite Box Score  
Aug 02, 2012 at Pardubice (Krtkova)

Lisicke 15 (5-1)

| Player        | AB | R  | H  | BI | 2B | 3B | HR | BB | SB | CS | HP | SH | SF | SO | IBB | KL | GDP | PO | A  | E |
|---------------|----|----|----|----|----|----|----|----|----|----|----|----|----|----|-----|----|-----|----|----|---|
| VALANCIC 2b   | 5  | 3  | 3  | 2  | 2  | 1  | 0  | 0  | 0  | 0  | 0  | 0  | 0  | 0  | 0   | 0  | 0   | 1  | 3  | 0 |
| SKABAR T lf   | 4  | 1  | 1  | 0  | 0  | 0  | 0  | 1  | 0  | 0  | 0  | 0  | 0  | 1  | 0   | 0  | 0   | 0  | 0  | 0 |
| SKABAR A ss   | 4  | 2  | 1  | 0  | 0  | 0  | 0  | 1  | 0  | 0  | 0  | 0  | 0  | 0  | 0   | 0  | 0   | 4  | 5  | 2 |
| KRAMBERGER 3b | 3  | 2  | 2  | 0  | 0  | 0  | 0  | 1  | 0  | 0  | 0  | 0  | 0  | 0  | 0   | 0  | 0   | 1  | 0  | 0 |
| MRAVLJE p     | 4  | 0  | 3  | 3  | 0  | 0  | 0  | 0  | 0  | 0  | 0  | 0  | 0  | 0  | 0   | 0  | 0   | 0  | 4  | 0 |
| TROBEC T 1b   | 4  | 0  | 0  | 0  | 0  | 0  | 0  | 0  | 0  | 0  | 0  | 0  | 0  | 0  | 0   | 0  | 1   | 8  | 0  | 0 |
| SEREMET rf    | 4  | 2  | 3  | 1  | 0  | 0  | 0  | 0  | 0  | 0  | 0  | 0  | 0  | 0  | 0   | 0  | 0   | 1  | 0  | 2 |
| HUMERCA of    | 4  | 1  | 1  | 0  | 0  | 0  | 0  | 0  | 0  | 0  | 0  | 0  | 0  | 1  | 0   | 0  | 0   | 1  | 0  | 0 |
| BAUER cf      | 3  | 1  | 1  | 1  | 0  | 0  | 0  | 0  | 0  | 0  | 0  | 0  | 0  | 0  | 0   | 0  | 0   | 3  | 1  | 1 |
| STRUKELJ cf   | 1  | 0  | 1  | 0  | 0  | 0  | 0  | 0  | 0  | 0  | 0  | 0  | 0  | 0  | 0   | 0  | 0   | 0  | 0  | 0 |
| MIHALIC c     | 3  | 3  | 2  | 0  | 0  | 0  | 0  | 1  | 0  | 0  | 0  | 0  | 0  | 0  | 0   | 0  | 0   | 2  | 0  | 0 |
| Totals.....   | 39 | 15 | 18 | 7  | 2  | 1  | 0  | 4  | 0  | 0  | 0  | 0  | 0  | 2  | 0   | 0  | 1   | 21 | 13 | 5 |

Pasos Pardubice 7 (2-4)

| Player         | AB | R | H  | BI | 2B | 3B | HR | BB | SB | CS | HP | SH | SF | SO | IBB | KL | GDP | PO | A | E |
|----------------|----|---|----|----|----|----|----|----|----|----|----|----|----|----|-----|----|-----|----|---|---|
| KOLACEK ph     | 1  | 0 | 1  | 0  | 0  | 0  | 0  | 0  | 0  | 0  | 0  | 0  | 0  | 0  | 0   | 0  | 0   | 0  | 0 | 0 |
| STRADAL ph     | 2  | 1 | 1  | 0  | 0  | 0  | 0  | 0  | 0  | 0  | 0  | 0  | 0  | 0  | 0   | 0  | 0   | 0  | 0 | 0 |
| DOUBRAVOVA of  | 3  | 1 | 2  | 0  | 0  | 0  | 0  | 0  | 0  | 0  | 0  | 0  | 0  | 0  | 0   | 0  | 0   | 2  | 0 | 2 |
| PROCHAZKA ss   | 3  | 1 | 1  | 0  | 0  | 0  | 0  | 0  | 0  | 0  | 0  | 0  | 0  | 0  | 0   | 0  | 0   | 1  | 1 | 1 |
| SVANDOVA 1b    | 3  | 1 | 1  | 2  | 0  | 0  | 0  | 0  | 0  | 0  | 0  | 0  | 0  | 0  | 0   | 0  | 0   | 6  | 0 | 0 |
| FIBIGER 2b     | 3  | 2 | 1  | 1  | 0  | 0  | 0  | 0  | 0  | 0  | 0  | 0  | 0  | 0  | 0   | 0  | 0   | 0  | 1 | 0 |
| JAKUBCOVA 3b   | 3  | 0 | 0  | 0  | 0  | 0  | 0  | 0  | 0  | 0  | 0  | 0  | 0  | 1  | 0   | 0  | 0   | 0  | 2 | 0 |
| RAMBOUSEK p    | 3  | 0 | 1  | 0  | 0  | 0  | 0  | 0  | 0  | 0  | 0  | 0  | 0  | 0  | 0   | 0  | 0   | 1  | 3 | 0 |
| RAMBOUSKOVA rf | 3  | 0 | 1  | 1  | 0  | 0  | 0  | 0  | 0  | 0  | 0  | 0  | 0  | 0  | 0   | 0  | 0   | 2  | 0 | 0 |
| POSPISIL cf    | 3  | 0 | 0  | 0  | 0  | 0  | 0  | 0  | 0  | 0  | 0  | 0  | 0  | 0  | 0   | 0  | 0   | 2  | 0 | 0 |
| KALINOVA pr    | 2  | 0 | 0  | 0  | 0  | 0  | 0  | 0  | 0  | 0  | 0  | 0  | 0  | 0  | 0   | 0  | 1   | 0  | 0 | 0 |
| MACH lf        | 2  | 1 | 2  | 1  | 0  | 0  | 1  | 0  | 0  | 0  | 0  | 0  | 0  | 0  | 0   | 0  | 0   | 3  | 0 | 1 |
| PATLICOVA c    | 2  | 0 | 0  | 0  | 0  | 0  | 0  | 0  | 0  | 0  | 0  | 0  | 0  | 0  | 0   | 0  | 1   | 4  | 0 | 1 |
| Totals.....    | 33 | 7 | 11 | 5  | 0  | 0  | 1  | 0  | 0  | 0  | 0  | 0  | 0  | 1  | 0   | 0  | 2   | 21 | 7 | 5 |

Lisicke IP H R ER BB SO WP HB BK IBB SH SF CI 2B 3B HR AB BF FO GO NP

MRAVLJE W,2-0 7.0 11 7 5 0 1 0 0 0 0 0 0 0 0 0 1 33 33 7 10

Pasos Pardubice IP H R ER BB SO WP HB BK IBB SH SF CI 2B 3B HR AB BF FO GO NP

RAMBOUSEK L,1-2 7.0 18 15 12 4 2 0 0 0 0 0 0 0 2 1 0 39 43 12 6

Umpires - HP: SOTERIU Tony 1B: SOUCY Stephane 3B: MOON Christopher  
Start: 18:00 Time: 1:40 Attendance: 70

Game: 24



# European Cup Coed Slowpitch

Pardubice (Czech Republic) - July 31<sup>st</sup> / August 4<sup>th</sup>, 2012



## Teams' Stats

|   |                       |            |
|---|-----------------------|------------|
|  | <b>Askoe Linz St.</b> | <b>AUT</b> |
|---|-----------------------|------------|

European Cup Coed Slowpitch 2012  
Overall Statistics for Askoe Linz (as of Aug 03, 2012)  
(All games Sorted by Batting avg)

Record: 3-3 Home: 0-0 Away: 0-0 Neutral: 3-3 : 3-3

| Player               | AVG  | GP-GS | AB  | R  | H  | 2B | 3B | HR | RBI | TB  | SLG% | BB | HBP | SO | GDP | OB%  | SF | SH | SB-ATT | PO  | A  | E  | FLD% |
|----------------------|------|-------|-----|----|----|----|----|----|-----|-----|------|----|-----|----|-----|------|----|----|--------|-----|----|----|------|
| 33 CAPELLAN Joan...  | .632 | 6-6   | 19  | 6  | 12 | 3  | 0  | 0  | 5   | 15  | .789 | 1  | 0   | 0  | 0   | .591 | 2  | 0  | 0-0    | 14  | 3  | 1  | .944 |
| 2 SCHMIDT Stefan...  | .625 | 6-6   | 16  | 5  | 10 | 2  | 0  | 1  | 11  | 15  | .938 | 2  | 0   | 0  | 0   | .667 | 0  | 0  | 0-0    | 18  | 8  | 4  | .867 |
| 30 HARDINGER Gabriel | .412 | 6-6   | 17  | 1  | 7  | 0  | 0  | 0  | 4   | 7   | .412 | 1  | 0   | 1  | 1   | .400 | 2  | 0  | 0-0    | 23  | 0  | 8  | .742 |
| 21 TRAWOGER Roland.. | .316 | 6-6   | 19  | 1  | 6  | 0  | 0  | 0  | 3   | 6   | .316 | 1  | 0   | 0  | 1   | .350 | 0  | 0  | 0-0    | 10  | 1  | 1  | .917 |
| 48 TRAWOGER Sara.... | .294 | 6-6   | 17  | 2  | 5  | 0  | 0  | 0  | 0   | 5   | .294 | 2  | 0   | 0  | 0   | .368 | 0  | 0  | 0-0    | 8   | 1  | 6  | .600 |
| 17 DAILL Ines.....   | .250 | 6-6   | 20  | 5  | 5  | 0  | 1  | 0  | 2   | 7   | .350 | 0  | 0   | 0  | 1   | .250 | 0  | 0  | 0-0    | 10  | 0  | 1  | .909 |
| 28 SCHMID Daniel.... | .176 | 6-6   | 17  | 3  | 3  | 0  | 0  | 0  | 1   | 3   | .176 | 1  | 0   | 0  | 0   | .211 | 1  | 0  | 0-0    | 12  | 20 | 5  | .865 |
| 27 MILLWOOD Dawon... | .118 | 6-6   | 17  | 2  | 2  | 0  | 0  | 0  | 0   | 2   | .118 | 2  | 0   | 1  | 0   | .211 | 0  | 0  | 0-0    | 11  | 11 | 4  | .846 |
| -----                |      |       |     |    |    |    |    |    |     |     |      |    |     |    |     |      |    |    |        |     |    |    |      |
| 58 DOMINGUEZ Jose D. | .400 | 3-2   | 5   | 2  | 2  | 0  | 0  | 0  | 0   | 2   | .400 | 0  | 0   | 0  | 0   | .400 | 0  | 0  | 0-0    | 6   | 1  | 3  | .700 |
| 22 MITTERHUMER Stefa | .333 | 5-4   | 12  | 3  | 4  | 0  | 0  | 0  | 2   | 4   | .333 | 2  | 0   | 0  | 0   | .429 | 0  | 0  | 0-0    | 0   | 6  | 1  | .857 |
| SCHÖNDORFER.....     | .286 | 4-3   | 7   | 3  | 2  | 0  | 0  | 0  | 1   | 2   | .286 | 1  | 0   | 1  | 0   | .375 | 0  | 0  | 0-0    | 3   | 0  | 1  | .750 |
| 24 WINZIG Nastasja.. | .182 | 5-4   | 11  | 2  | 2  | 0  | 0  | 0  | 2   | 2   | .182 | 2  | 0   | 1  | 1   | .308 | 0  | 0  | 0-0    | 0   | 0  | 0  | .000 |
| 11 CAPELLAN Diego M. | .000 | 2-2   | 4   | 1  | 0  | 0  | 0  | 0  | 1   | 0   | .000 | 2  | 0   | 0  | 0   | .333 | 0  | 0  | 0-0    | 0   | 0  | 0  | .000 |
| 14 SCHÖNDORFER Nadin | .000 | 1-1   | 2   | 0  | 0  | 0  | 0  | 0  | 0   | 0   | .000 | 0  | 0   | 0  | 0   | .000 | 0  | 0  | 0-0    | 2   | 0  | 1  | .667 |
| Totals.....          | .328 | 6-6   | 183 | 36 | 60 | 5  | 1  | 1  | 32  | 70  | .383 | 17 | 0   | 4  | 4   | .376 | 5  | 0  | 0-0    | 117 | 51 | 36 | .824 |
| Opponents.....       | .382 | 6-6   | 217 | 53 | 83 | 13 | 3  | 1  | 43  | 105 | .484 | 5  | 0   | 2  | 0   | .388 | 5  | 0  | 0-0    | 118 | 40 | 21 | .883 |

LOB - Team (51), Opp (57). DPs turned - Team (0), Opp (4).

(All games Sorted by Earned run avg)

| Player               | ERA   | W-L | APP | GS | CG | SHO/CBO | SV | IP   | H  | R  | ER | BB | SO | 2B | 3B | HR | AB  | B/Avg | WP | HBP | BK | SFA | SHA |
|----------------------|-------|-----|-----|----|----|---------|----|------|----|----|----|----|----|----|----|----|-----|-------|----|-----|----|-----|-----|
| 22 MITTERHUMER Stefa | 4.81  | 3-1 | 5   | 4  | 4  | 0/0     | 0  | 27.2 | 48 | 26 | 19 | 2  | 1  | 7  | 3  | 0  | 142 | .338  | 0  | 0   | 0  | 3   | 0   |
| 21 TRAWOGER Roland.. | 11.12 | 0-2 | 2   | 2  | 1  | 0/0     | 0  | 11.1 | 35 | 27 | 18 | 3  | 1  | 6  | 0  | 1  | 75  | .467  | 0  | 0   | 0  | 2   | 0   |
| Totals.....          | 6.64  | 3-3 | 6   | 6  | 5  | 0/0     | 0  | 39.0 | 83 | 53 | 37 | 5  | 2  | 13 | 3  | 1  | 217 | .382  | 0  | 0   | 0  | 5   | 0   |
| Opponents.....       | 4.98  | 3-3 | 6   | 6  | 5  | 0/0     | 0  | 39.1 | 60 | 36 | 28 | 17 | 4  | 5  | 1  | 1  | 183 | .328  | 0  | 0   | 0  | 5   | 0   |

<page>

European Cup Coed Slowpitch 2012  
Overall Statistics for Askoe Linz (as of Aug 03, 2012)  
(All games Sorted by Fielding pct)

| Player               | C   | PO  | A  | E  | FLD% | Dps | SBA | CSB | SBA% | PB | CI |
|----------------------|-----|-----|----|----|------|-----|-----|-----|------|----|----|
| 33 CAPELLAN Joan.... | 18  | 14  | 3  | 1  | .944 | 0   | 0   | 0   | ---  | 0  | 0  |
| 21 TRAWOGER Roland.. | 12  | 10  | 1  | 1  | .917 | 0   | 0   | 0   | ---  | 0  | 0  |
| 17 DAILL Ines.....   | 11  | 10  | 0  | 1  | .909 | 0   | 0   | 0   | ---  | 0  | 0  |
| 2 SCHMIDT Stefan...  | 30  | 18  | 8  | 4  | .867 | 0   | 0   | 0   | ---  | 0  | 0  |
| 28 SCHMID Daniel.... | 37  | 12  | 20 | 5  | .865 | 0   | 0   | 0   | ---  | 0  | 0  |
| 22 MITTERHUMER Stefa | 7   | 0   | 6  | 1  | .857 | 0   | 0   | 0   | ---  | 0  | 0  |
| 27 MILLWOOD Dawon... | 26  | 11  | 11 | 4  | .846 | 0   | 0   | 0   | ---  | 0  | 0  |
| SCHÖNDORFER.....     | 4   | 3   | 0  | 1  | .750 | 0   | 0   | 0   | ---  | 0  | 0  |
| 30 HARDINGER Gabriel | 31  | 23  | 0  | 8  | .742 | 0   | 0   | 0   | ---  | 0  | 0  |
| 58 DOMINGUEZ Jose D. | 10  | 6   | 1  | 3  | .700 | 0   | 0   | 0   | ---  | 0  | 0  |
| 14 SCHÖNDORFER Nadin | 3   | 2   | 0  | 1  | .667 | 0   | 0   | 0   | ---  | 0  | 0  |
| 48 TRAWOGER Sara.... | 15  | 8   | 1  | 6  | .600 | 0   | 0   | 0   | ---  | 0  | 0  |
| 24 WINZIG Nastasja.. | 0   | 0   | 0  | 0  | .000 | 0   | 0   | 0   | ---  | 0  | 0  |
| 11 CAPELLAN Diego M. | 0   | 0   | 0  | 0  | .000 | 0   | 0   | 0   | ---  | 0  | 0  |
| Totals.....          | 204 | 117 | 51 | 36 | .824 | 0   | 0   | 0   | ---  | 0  | 0  |
| Opponents.....       | 179 | 118 | 40 | 21 | .883 | 4   | 0   | 0   | ---  | 0  | 0  |

Hitting minimums - 1 Games 1.0 AB/Game 2.5 TPA/Game  
Pitching minimums - 1 Games 2.1 IP/Game



# European Cup Coed Slowpitch

Pardubice (Czech Republic) - July 31<sup>st</sup> / August 4<sup>th</sup>, 2012



## Teams' Stats



### Chromies

### GBR

European Cup Coed Slowpitch 2012  
Overall Statistics for Chromies (as of Aug 03, 2012)  
(All games Sorted by Batting avg)

Record: 6-0 Home: 0-0 Away: 0-0 Neutral: 6-0 : 6-0

| Player               | AVG  | GP-GS | AB  | R   | H   | 2B | 3B | HR | RBI | TB  | SLG%  | BB | HBP | SO | GDP | OB%  | SF | SH | SB-ATT | PO  | A  | E  | FLD%  |
|----------------------|------|-------|-----|-----|-----|----|----|----|-----|-----|-------|----|-----|----|-----|------|----|----|--------|-----|----|----|-------|
| 4 GIBBENS BRETT....  | .733 | 5-4   | 15  | 12  | 11  | 4  | 1  | 5  | 14  | 32  | 2.133 | 0  | 0   | 1  | 0   | .733 | 0  | 0  | 0-0    | 7   | 2  | 0  | 1.000 |
| 6 O'SULLIVAN MICHAEL | .700 | 5-5   | 20  | 9   | 14  | 5  | 3  | 0  | 11  | 25  | 1.250 | 1  | 0   | 0  | 0   | .714 | 0  | 0  | 0-0    | 15  | 5  | 1  | .952  |
| 34 GUNN DANNY.....   | .652 | 6-6   | 23  | 11  | 15  | 4  | 1  | 1  | 8   | 24  | 1.043 | 0  | 0   | 0  | 0   | .652 | 0  | 0  | 0-0    | 10  | 15 | 3  | .893  |
| 77 KELLY ERIC.....   | .650 | 6-6   | 20  | 11  | 13  | 4  | 0  | 2  | 10  | 23  | 1.150 | 1  | 0   | 0  | 0   | .636 | 1  | 0  | 0-0    | 12  | 3  | 2  | .882  |
| 68 DORMER SENAN....  | .600 | 5-5   | 15  | 5   | 9   | 2  | 1  | 0  | 4   | 13  | .867  | 0  | 0   | 1  | 1   | .563 | 1  | 0  | 0-0    | 0   | 3  | 1  | .750  |
| 9 SULCOVA MARKETA..  | .556 | 5-5   | 18  | 7   | 10  | 0  | 0  | 0  | 2   | 10  | .556  | 1  | 0   | 0  | 1   | .579 | 0  | 0  | 0-0    | 19  | 0  | 0  | 1.000 |
| 25 LEE DAVID.....    | .500 | 5-4   | 16  | 6   | 8   | 4  | 0  | 0  | 6   | 12  | .750  | 0  | 0   | 0  | 0   | .500 | 0  | 0  | 0-0    | 0   | 7  | 0  | 1.000 |
| 7 MCKENDRICK VICTOR  | .467 | 6-6   | 15  | 3   | 7   | 0  | 0  | 0  | 8   | 7   | .467  | 0  | 0   | 0  | 0   | .438 | 1  | 0  | 0-0    | 7   | 0  | 1  | .875  |
| 24 SULCOVA MICHAELA. | .444 | 5-5   | 18  | 6   | 8   | 0  | 2  | 0  | 5   | 12  | .667  | 0  | 0   | 0  | 0   | .444 | 0  | 0  | 0-0    | 7   | 0  | 0  | 1.000 |
| 15 FLETT MOERA.....  | .400 | 6-6   | 15  | 10  | 6   | 0  | 0  | 1  | 6   | 9   | .600  | 5  | 0   | 1  | 0   | .550 | 0  | 0  | 0-0    | 9   | 1  | 1  | .909  |
| 12 BALL JENNIFER.... | .368 | 6-5   | 19  | 6   | 7   | 1  | 0  | 0  | 3   | 8   | .421  | 1  | 0   | 0  | 1   | .381 | 1  | 0  | 0-0    | 9   | 10 | 4  | .826  |
| 30 BAILEY NATALIE... | .176 | 6-6   | 17  | 5   | 3   | 0  | 0  | 0  | 5   | 3   | .176  | 2  | 0   | 0  | 0   | .238 | 2  | 0  | 0-0    | 4   | 4  | 2  | .800  |
| 8 ZOLOBOVA MILADA..  | .429 | 3-2   | 7   | 2   | 3   | 0  | 0  | 0  | 3   | 3   | .429  | 1  | 0   | 1  | 0   | .500 | 0  | 0  | 0-0    | 3   | 0  | 0  | 1.000 |
| 3 ROWE LEE.....      | .417 | 5-5   | 12  | 9   | 5   | 0  | 0  | 0  | 5   | 5   | .417  | 2  | 0   | 0  | 0   | .500 | 0  | 0  | 0-0    | 5   | 0  | 0  | 1.000 |
| Totals.....          | .517 | 6-6   | 230 | 102 | 119 | 24 | 8  | 9  | 90  | 186 | .809  | 14 | 0   | 4  | 3   | .532 | 6  | 0  | 0-0    | 107 | 50 | 15 | .913  |
| Opponents.....       | .315 | 6-6   | 162 | 25  | 51  | 1  | 1  | 0  | 22  | 54  | .333  | 13 | 0   | 5  | 2   | .364 | 1  | 0  | 0-0    | 99  | 36 | 29 | .823  |

LOB - Team (49), Opp (43). DPs turned - Team (2), Opp (3).

(All games Sorted by Earned run avg)

| Player               | ERA   | W-L | APP | GS | CG | SHO/CBO | SV | IP   | H   | R   | ER | BB | SO | 2B | 3B | HR | AB  | B/Avg | WP | HBP | BK | SFA | SHA |
|----------------------|-------|-----|-----|----|----|---------|----|------|-----|-----|----|----|----|----|----|----|-----|-------|----|-----|----|-----|-----|
| 25 LEE DAVID.....    | 1.69  | 3-0 | 5   | 3  | 2  | 0/0     | 0  | 20.2 | 27  | 7   | 5  | 0  | 2  | 0  | 0  | 0  | 90  | .300  | 0  | 0   | 0  | 0   | 0   |
| 6 O'SULLIVAN MICHAEL | 4.67  | 1-0 | 1   | 0  | 0  | 0/0     | 0  | 3.0  | 4   | 2   | 2  | 0  | 0  | 0  | 1  | 0  | 14  | .286  | 0  | 0   | 0  | 0   | 0   |
| 68 DORMER SENAN....  | 6.81  | 2-0 | 4   | 3  | 0  | 0/0     | 1  | 12.1 | 20  | 16  | 12 | 13 | 3  | 1  | 0  | 0  | 58  | .345  | 0  | 0   | 0  | 1   | 0   |
| Totals.....          | 3.69  | 6-0 | 6   | 6  | 2  | 0/0     | 1  | 36.0 | 51  | 25  | 19 | 13 | 5  | 1  | 1  | 0  | 162 | .315  | 0  | 0   | 0  | 1   | 0   |
| Opponents.....       | 18.88 | 0-6 | 6   | 6  | 5  | 0/0     | 0  | 33.0 | 119 | 102 | 89 | 14 | 4  | 24 | 8  | 9  | 230 | .517  | 0  | 0   | 0  | 6   | 0   |

<page>

European Cup Coed Slowpitch 2012  
Overall Statistics for Chromies (as of Aug 03, 2012)  
(All games Sorted by Fielding pct)

| Player               | C   | PO  | A  | E  | FLD%  | Dps | SBA | CSB | SBA% | PB | CI |
|----------------------|-----|-----|----|----|-------|-----|-----|-----|------|----|----|
| 9 SULCOVA MARKETA..  | 19  | 19  | 0  | 0  | 1.000 | 1   | 0   | 0   | ---  | 0  | 0  |
| 4 GIBBENS BRETT....  | 9   | 7   | 2  | 0  | 1.000 | 0   | 0   | 0   | ---  | 0  | 0  |
| 24 SULCOVA MICHAELA. | 7   | 7   | 0  | 0  | 1.000 | 0   | 0   | 0   | ---  | 0  | 0  |
| 25 LEE DAVID.....    | 7   | 0   | 7  | 0  | 1.000 | 0   | 0   | 0   | ---  | 0  | 0  |
| 3 ROWE LEE.....      | 5   | 5   | 0  | 0  | 1.000 | 0   | 0   | 0   | ---  | 0  | 0  |
| 8 ZOLOBOVA MILADA..  | 3   | 3   | 0  | 0  | 1.000 | 0   | 0   | 0   | ---  | 0  | 0  |
| 6 O'SULLIVAN MICHAEL | 21  | 15  | 5  | 1  | .952  | 0   | 0   | 0   | ---  | 0  | 0  |
| 15 FLETT MOERA.....  | 11  | 9   | 1  | 1  | .909  | 1   | 0   | 0   | ---  | 0  | 0  |
| 34 GUNN DANNY.....   | 28  | 10  | 15 | 3  | .893  | 2   | 0   | 0   | ---  | 0  | 0  |
| 77 KELLY ERIC.....   | 17  | 12  | 3  | 2  | .882  | 1   | 0   | 0   | ---  | 0  | 0  |
| 7 MCKENDRICK VICTOR  | 8   | 7   | 0  | 1  | .875  | 0   | 0   | 0   | ---  | 0  | 0  |
| 12 BALL JENNIFER.... | 23  | 9   | 10 | 4  | .826  | 0   | 0   | 0   | ---  | 0  | 0  |
| 30 BAILEY NATALIE... | 10  | 4   | 4  | 2  | .800  | 0   | 0   | 0   | ---  | 0  | 0  |
| 68 DORMER SENAN....  | 4   | 0   | 3  | 1  | .750  | 0   | 0   | 0   | ---  | 0  | 0  |
| Totals.....          | 172 | 107 | 50 | 15 | .913  | 2   | 0   | 0   | ---  | 0  | 0  |
| Opponents.....       | 164 | 99  | 36 | 29 | .823  | 3   | 0   | 0   | ---  | 0  | 0  |

Hitting minimums - 1 Games 1.0 AB/Game 2.5 TPA/Game  
Pitching minimums - 1 Games 2.1 IP/Game



# European Cup Coed Slowpitch

Pardubice (Czech Republic) - July 31<sup>st</sup> / August 4<sup>th</sup>, 2012



## Teams' Stats

|  |              |            |
|--|--------------|------------|
|  | <b>DNAce</b> | <b>CZE</b> |
|--|--------------|------------|

European Cup Coed Slowpitch 2012  
Overall Statistics for DNaCe (as of Aug 03, 2012)  
(All games Sorted by Batting avg)

Record: 3-3 Home: 0-0 Away: 0-0 Neutral: 3-3 : 3-3

| Player               | AVG  | GP-GS | AB  | R  | H  | 2B | 3B | HR | RBI | TB | SLG%  | BB | HBP | SO | GDP | OB%  | SF | SH | SB-ATT | PO  | A  | E  | FLD%  |
|----------------------|------|-------|-----|----|----|----|----|----|-----|----|-------|----|-----|----|-----|------|----|----|--------|-----|----|----|-------|
| 7 VOJACEK Michal...  | .526 | 6-6   | 19  | 5  | 10 | 1  | 1  | 0  | 5   | 13 | .684  | 0  | 0   | 0  | 0   | .526 | 0  | 0  | 0-0    | 15  | 20 | 3  | .921  |
| 21 MALKOVA Ivana.... | .526 | 6-6   | 19  | 8  | 10 | 2  | 0  | 0  | 6   | 12 | .632  | 2  | 0   | 1  | 0   | .545 | 1  | 0  | 0-0    | 6   | 3  | 0  | 1.000 |
| 24 CESPIVA Martin... | .438 | 6-6   | 16  | 4  | 7  | 0  | 0  | 0  | 3   | 7  | .438  | 0  | 0   | 0  | 0   | .389 | 2  | 0  | 0-0    | 3   | 10 | 1  | .929  |
| 77 PACHL Petr.....   | .429 | 4-4   | 14  | 3  | 6  | 2  | 0  | 0  | 3   | 8  | .571  | 1  | 0   | 0  | 0   | .438 | 1  | 0  | 0-0    | 9   | 4  | 1  | .929  |
| 47 MERTLIK Tomas.... | .381 | 6-6   | 21  | 5  | 8  | 4  | 0  | 0  | 5   | 12 | .571  | 0  | 0   | 0  | 0   | .381 | 0  | 0  | 0-0    | 14  | 2  | 3  | .842  |
| 5 PISAR Michal.....  | .375 | 6-5   | 16  | 5  | 6  | 1  | 0  | 0  | 4   | 7  | .438  | 0  | 0   | 0  | 0   | .375 | 0  | 0  | 0-0    | 4   | 3  | 1  | .875  |
| 88 KOPICOVA Dominika | .353 | 6-6   | 17  | 6  | 6  | 0  | 0  | 0  | 4   | 6  | .353  | 0  | 0   | 0  | 0   | .353 | 0  | 0  | 0-0    | 9   | 0  | 0  | 1.000 |
| 33 BROUKALOVA Ludmil | .300 | 6-5   | 20  | 3  | 6  | 2  | 0  | 0  | 2   | 8  | .400  | 0  | 0   | 0  | 0   | .273 | 2  | 0  | 0-0    | 10  | 8  | 0  | 1.000 |
| 12 ONDRACKOVA Market | .278 | 6-5   | 18  | 1  | 5  | 0  | 0  | 0  | 4   | 5  | .278  | 0  | 0   | 0  | 2   | .278 | 0  | 0  | 0-0    | 6   | 0  | 2  | .750  |
| 37 NOVOTNA Zaneta... | .118 | 6-4   | 17  | 3  | 2  | 0  | 0  | 0  | 1   | 2  | .118  | 0  | 0   | 0  | 0   | .118 | 0  | 0  | 0-0    | 16  | 0  | 1  | .941  |
| -----                |      |       |     |    |    |    |    |    |     |    |       |    |     |    |     |      |    |    |        |     |    |    |       |
| 11 KUCERKA Ondrej... | .500 | 4-0   | 4   | 3  | 2  | 0  | 1  | 0  | 3   | 4  | 1.000 | 1  | 0   | 0  | 0   | .600 | 0  | 0  | 0-0    | 0   | 0  | 0  | .000  |
| 3 KUDERNATSCHOVA Zu  | .333 | 4-4   | 9   | 2  | 3  | 0  | 0  | 0  | 1   | 3  | .333  | 0  | 0   | 1  | 0   | .333 | 0  | 0  | 0-0    | 15  | 0  | 3  | .833  |
| 17 KOZAK Josef.....  | .333 | 4-3   | 6   | 3  | 2  | 0  | 0  | 0  | 2   | 2  | .333  | 0  | 0   | 0  | 0   | .333 | 0  | 0  | 0-0    | 2   | 0  | 1  | .667  |
| 42 ZEMAN Jiri.....   | .333 | 5-0   | 6   | 4  | 2  | 0  | 0  | 0  | 1   | 2  | .333  | 0  | 0   | 0  | 0   | .333 | 0  | 0  | 0-0    | 1   | 0  | 3  | .250  |
| Totals.....          | .371 | 6-6   | 202 | 55 | 75 | 12 | 2  | 0  | 44  | 91 | .450  | 4  | 0   | 2  | 2   | .373 | 6  | 0  | 0-0    | 110 | 50 | 19 | .894  |
| Opponents.....       | .356 | 6-6   | 180 | 54 | 64 | 11 | 4  | 1  | 51  | 86 | .478  | 26 | 0   | 4  | 5   | .433 | 2  | 0  | 0-0    | 114 | 72 | 37 | .834  |

LOB - Team (43), Opp (43). DPs turned - Team (7), Opp (2).

(All games Sorted by Earned run avg)

| Player               | ERA   | W-L | APP | GS | CG | SHO/CBO | SV | IP   | H  | R  | ER | BB | SO | 2B | 3B | HR | AB  | B/Avg | WP | HBP | BK | SFA | SHA |
|----------------------|-------|-----|-----|----|----|---------|----|------|----|----|----|----|----|----|----|----|-----|-------|----|-----|----|-----|-----|
| 24 CESPIVA Martin... | 7.82  | 3-3 | 6   | 6  | 4  | 0/0     | 0  | 34.0 | 53 | 44 | 38 | 22 | 4  | 8  | 3  | 1  | 160 | .331  | 0  | 0   | 0  | 1   | 0   |
| -----                |       |     |     |    |    |         |    |      |    |    |    |    |    |    |    |    |     |       |    |     |    |     |     |
| 7 VOJACEK Michal...  | 23.33 | 0-0 | 2   | 0  | 0  | 0/0     | 0  | 3.0  | 11 | 10 | 10 | 4  | 0  | 3  | 1  | 0  | 20  | .550  | 0  | 0   | 0  | 1   | 0   |
| Totals.....          | 9.08  | 3-3 | 6   | 6  | 4  | 0/0     | 0  | 37.0 | 64 | 54 | 48 | 26 | 4  | 11 | 4  | 1  | 180 | .356  | 0  | 0   | 0  | 2   | 0   |
| Opponents.....       | 7.55  | 3-3 | 6   | 6  | 5  | 0/0     | 1  | 38.0 | 75 | 55 | 41 | 4  | 2  | 12 | 2  | 0  | 202 | .371  | 0  | 0   | 0  | 6   | 0   |

<page>

European Cup Coed Slowpitch 2012  
Overall Statistics for DNaCe (as of Aug 03, 2012)  
(All games Sorted by Fielding pct)

| Player               | C   | PO  | A  | E  | FLD%  | Dps | SBA | CSB | SBA% | PB | CI |
|----------------------|-----|-----|----|----|-------|-----|-----|-----|------|----|----|
| 33 BROUKALOVA Ludmil | 18  | 10  | 8  | 0  | 1.000 | 3   | 0   | 0   | ---  | 0  | 0  |
| 21 MALKOVA Ivana.... | 9   | 6   | 3  | 0  | 1.000 | 0   | 0   | 0   | ---  | 0  | 0  |
| 88 KOPICOVA Dominika | 9   | 9   | 0  | 0  | 1.000 | 0   | 0   | 0   | ---  | 0  | 0  |
| 37 NOVOTNA Zaneta... | 17  | 16  | 0  | 1  | .941  | 3   | 0   | 0   | ---  | 0  | 0  |
| 24 CESPIVA Martin... | 14  | 3   | 10 | 1  | .929  | 1   | 0   | 0   | ---  | 0  | 0  |
| 77 PACHL Petr.....   | 14  | 9   | 4  | 1  | .929  | 1   | 0   | 0   | ---  | 0  | 0  |
| 7 VOJACEK Michal...  | 38  | 15  | 20 | 3  | .921  | 6   | 0   | 0   | ---  | 0  | 0  |
| 5 PISAR Michal.....  | 8   | 4   | 3  | 1  | .875  | 0   | 0   | 0   | ---  | 0  | 0  |
| 47 MERTLIK Tomas.... | 19  | 14  | 2  | 3  | .842  | 1   | 0   | 0   | ---  | 0  | 0  |
| 3 KUDERNATSCHOVA Zu  | 18  | 15  | 0  | 3  | .833  | 1   | 0   | 0   | ---  | 0  | 0  |
| 12 ONDRACKOVA Market | 8   | 6   | 0  | 2  | .750  | 0   | 0   | 0   | ---  | 0  | 0  |
| 17 KOZAK Josef.....  | 3   | 2   | 0  | 1  | .667  | 0   | 0   | 0   | ---  | 0  | 0  |
| 42 ZEMAN Jiri.....   | 4   | 1   | 0  | 3  | .250  | 0   | 0   | 0   | ---  | 0  | 0  |
| 11 KUCERKA Ondrej... | 0   | 0   | 0  | 0  | .000  | 0   | 0   | 0   | ---  | 0  | 0  |
| Totals.....          | 179 | 110 | 50 | 19 | .894  | 7   | 0   | 0   | ---  | 0  | 0  |
| Opponents.....       | 223 | 114 | 72 | 37 | .834  | 2   | 0   | 0   | ---  | 0  | 0  |

Hitting minimums - 1 Games 1.0 AB/Game 2.5 TPA/Game  
Pitching minimums - 1 Games 2.1 IP/Game



# European Cup Coed Slowpitch

Pardubice (Czech Republic) - July 31<sup>st</sup> / August 4<sup>th</sup>, 2012



## Teams' Stats

|   |                       |            |
|---|-----------------------|------------|
|  | <b>Dodder Dynamos</b> | <b>IRL</b> |
|---|-----------------------|------------|

European Cup Coed Slowpitch 2012  
Overall Statistics for Dodder Dynamos (as of Aug 03, 2012)  
(All games Sorted by Batting avg)

Record: 2-4 Home: 0-0 Away: 0-0 Neutral: 2-4 : 2-4

| Player               | AVG  | GP-GS | AB  | R  | H  | 2B | 3B | HR | RBI | TB  | SLG% | BB | HBP | SO | GDP | OB%  | SF | SH | SB-ATT | PO  | A  | E  | FLD%  |
|----------------------|------|-------|-----|----|----|----|----|----|-----|-----|------|----|-----|----|-----|------|----|----|--------|-----|----|----|-------|
| 7 GEOGHEGAN Frank..  | .600 | 5-5   | 20  | 9  | 12 | 1  | 1  | 0  | 2   | 15  | .750 | 0  | 0   | 0  | 0   | .600 | 0  | 0  | 0-0    | 18  | 17 | 4  | .897  |
| 15 BRADY Ruth.....   | .522 | 6-6   | 23  | 3  | 12 | 1  | 0  | 0  | 3   | 13  | .565 | 2  | 0   | 0  | 0   | .560 | 0  | 0  | 0-0    | 10  | 0  | 0  | 1.000 |
| 5 MCCARTHY Ken.....  | .500 | 6-6   | 22  | 9  | 11 | 1  | 3  | 0  | 8   | 18  | .818 | 1  | 0   | 0  | 0   | .522 | 0  | 0  | 0-0    | 20  | 12 | 2  | .941  |
| 8 CONNOLLY Brian...  | .429 | 5-5   | 14  | 1  | 6  | 1  | 0  | 0  | 1   | 7   | .500 | 0  | 0   | 0  | 0   | .400 | 1  | 0  | 0-0    | 3   | 3  | 2  | .750  |
| 36 SHARP Cliodhna... | .348 | 6-6   | 23  | 3  | 8  | 0  | 0  | 0  | 7   | 8   | .348 | 0  | 0   | 0  | 1   | .348 | 0  | 0  | 0-0    | 14  | 0  | 3  | .824  |
| 38 WARD Carl.....    | .313 | 5-5   | 16  | 3  | 5  | 1  | 0  | 0  | 4   | 6   | .375 | 1  | 0   | 0  | 0   | .353 | 0  | 0  | 0-0    | 15  | 9  | 4  | .857  |
| 20 GYIMES Magdolna.. | .214 | 6-4   | 14  | 3  | 3  | 0  | 0  | 0  | 1   | 3   | .214 | 1  | 0   | 1  | 1   | .267 | 0  | 0  | 0-0    | 1   | 0  | 0  | 1.000 |
| 19 RADICS Sara.....  | .176 | 5-5   | 17  | 1  | 3  | 0  | 0  | 0  | 3   | 3   | .176 | 1  | 0   | 1  | 0   | .222 | 0  | 0  | 0-0    | 4   | 4  | 5  | .615  |
| 1 PAPACSEK Eva.....  | .133 | 5-5   | 15  | 2  | 2  | 0  | 0  | 0  | 0   | 2   | .133 | 0  | 0   | 0  | 1   | .133 | 0  | 0  | 0-0    | 14  | 2  | 1  | .941  |
| -----                |      |       |     |    |    |    |    |    |     |     |      |    |     |    |     |      |    |    |        |     |    |    |       |
| 13 D'ARCY Ciaran.... | .750 | 3-1   | 4   | 1  | 3  | 0  | 0  | 0  | 1   | 3   | .750 | 2  | 0   | 0  | 0   | .833 | 0  | 0  | 0-0    | 5   | 1  | 0  | 1.000 |
| 27 MCCARTHY John.... | .286 | 6-4   | 14  | 3  | 4  | 0  | 0  | 0  | 3   | 4   | .286 | 0  | 0   | 1  | 1   | .286 | 0  | 0  | 0-0    | 9   | 0  | 0  | 1.000 |
| 29 FEBRUARY Rasheeda | .250 | 4-3   | 8   | 0  | 2  | 0  | 0  | 0  | 0   | 2   | .250 | 1  | 0   | 2  | 0   | .333 | 0  | 0  | 0-0    | 2   | 0  | 0  | 1.000 |
| 23 AUSTIN John.....  | .125 | 3-3   | 8   | 0  | 1  | 1  | 0  | 0  | 2   | 2   | .250 | 0  | 0   | 0  | 0   | .125 | 0  | 0  | 0-0    | 2   | 3  | 0  | 1.000 |
| 32 WARD Derek.....   | .000 | 2-1   | 5   | 0  | 0  | 0  | 0  | 0  | 1   | 0   | .000 | 0  | 0   | 0  | 0   | .000 | 0  | 0  | 0-0    | 0   | 0  | 0  | .000  |
| 18 WARD Janice.....  | .000 | 2-1   | 5   | 0  | 0  | 0  | 0  | 0  | 0   | 0   | .000 | 0  | 0   | 0  | 1   | .000 | 0  | 0  | 0-0    | 3   | 0  | 0  | 1.000 |
| 43 MAKIN James.....  | .000 | 1-0   | 2   | 0  | 0  | 0  | 0  | 0  | 0   | 0   | .000 | 0  | 0   | 0  | 0   | .000 | 0  | 0  | 0-0    | 0   | 0  | 0  | .000  |
| Totals.....          | .343 | 6-6   | 210 | 38 | 72 | 6  | 4  | 0  | 36  | 86  | .410 | 9  | 0   | 5  | 5   | .368 | 1  | 0  | 0-0    | 120 | 51 | 21 | .891  |
| Opponents.....       | .383 | 6-6   | 201 | 43 | 77 | 11 | 4  | 4  | 41  | 108 | .537 | 1  | 0   | 3  | 5   | .377 | 5  | 0  | 0-0    | 126 | 47 | 26 | .869  |

LOB - Team (56), Opp (44). DPs turned - Team (6), Opp (6). IBB - Team (0), Opp (1).

(All games Sorted by Earned run avg)

| Player              | ERA   | W-L | APP | GS | CG | SHO/CBO | SV | IP   | H  | R  | ER | BB | SO | 2B | 3B | HR | AB  | B/Avg | WP | HBP | BK | SFA | SHA |
|---------------------|-------|-----|-----|----|----|---------|----|------|----|----|----|----|----|----|----|----|-----|-------|----|-----|----|-----|-----|
| 5 MCCARTHY Ken..... | 2.50  | 1-1 | 2   | 2  | 2  | 0/0     | 0  | 14.0 | 18 | 7  | 5  | 0  | 1  | 1  | 0  | 0  | 62  | .290  | 0  | 0   | 0  | 3   | 0   |
| 23 AUSTIN John..... | 10.71 | 0-3 | 3   | 3  | 2  | 0/0     | 0  | 17.0 | 43 | 28 | 26 | 1  | 0  | 9  | 4  | 2  | 96  | .448  | 0  | 0   | 0  | 2   | 0   |
| -----               |       |     |     |    |    |         |    |      |    |    |    |    |    |    |    |    |     |       |    |     |    |     |     |
| 32 WARD Derek.....  | 5.44  | 1-0 | 2   | 1  | 1  | 0/0     | 0  | 9.0  | 16 | 8  | 7  | 0  | 2  | 1  | 0  | 2  | 43  | .372  | 0  | 0   | 0  | 0   | 0   |
| Totals.....         | 6.65  | 2-4 | 6   | 6  | 5  | 0/0     | 0  | 40.0 | 77 | 43 | 38 | 1  | 3  | 11 | 4  | 4  | 201 | .383  | 0  | 0   | 0  | 5   | 0   |
| Opponents.....      | 4.17  | 4-2 | 6   | 6  | 6  | 0/0     | 0  | 42.0 | 72 | 38 | 25 | 9  | 5  | 6  | 4  | 0  | 210 | .343  | 0  | 0   | 0  | 1   | 0   |

<page>

European Cup Coed Slowpitch 2012  
Overall Statistics for Dodder Dynamos (as of Aug 03, 2012)  
(All games Sorted by Fielding pct)

| Player               | C   | PO  | A  | E  | FLD%  | Dps | SBA | CSB | SBA% | PB | CI |
|----------------------|-----|-----|----|----|-------|-----|-----|-----|------|----|----|
| 15 BRADY Ruth.....   | 10  | 10  | 0  | 0  | 1.000 | 0   | 0   | 0   | ---  | 0  | 0  |
| 27 MCCARTHY John.... | 9   | 9   | 0  | 0  | 1.000 | 0   | 0   | 0   | ---  | 0  | 0  |
| 13 D'ARCY Ciaran.... | 6   | 5   | 1  | 0  | 1.000 | 0   | 0   | 0   | ---  | 0  | 0  |
| 23 AUSTIN John.....  | 5   | 2   | 3  | 0  | 1.000 | 0   | 0   | 0   | ---  | 0  | 0  |
| 18 WARD Janice.....  | 3   | 3   | 0  | 0  | 1.000 | 0   | 0   | 0   | ---  | 0  | 0  |
| 29 FEBRUARY Rasheeda | 2   | 2   | 0  | 0  | 1.000 | 0   | 0   | 0   | ---  | 0  | 0  |
| 20 GYIMES Magdolna.. | 1   | 1   | 0  | 0  | 1.000 | 0   | 0   | 0   | ---  | 0  | 0  |
| 5 MCCARTHY Ken.....  | 34  | 20  | 12 | 2  | .941  | 2   | 0   | 0   | ---  | 0  | 0  |
| 1 PAPACSEK Eva.....  | 17  | 14  | 2  | 1  | .941  | 3   | 0   | 0   | ---  | 0  | 0  |
| 7 GEOGHEGAN Frank..  | 39  | 18  | 17 | 4  | .897  | 5   | 0   | 0   | ---  | 0  | 0  |
| 38 WARD Carl.....    | 28  | 15  | 9  | 4  | .857  | 4   | 0   | 0   | ---  | 0  | 0  |
| 36 SHARP Cliodhna... | 17  | 14  | 0  | 3  | .824  | 2   | 0   | 0   | ---  | 0  | 0  |
| 8 CONNOLLY Brian...  | 8   | 3   | 3  | 2  | .750  | 0   | 0   | 0   | ---  | 0  | 0  |
| 19 RADICS Sara.....  | 13  | 4   | 4  | 5  | .615  | 0   | 0   | 0   | ---  | 0  | 0  |
| 32 WARD Derek.....   | 0   | 0   | 0  | 0  | .000  | 0   | 0   | 0   | ---  | 0  | 0  |
| 43 MAKIN James.....  | 0   | 0   | 0  | 0  | .000  | 0   | 0   | 0   | ---  | 0  | 0  |
| Totals.....          | 192 | 120 | 51 | 21 | .891  | 6   | 0   | 0   | ---  | 0  | 0  |
| Opponents.....       | 199 | 126 | 47 | 26 | .869  | 6   | 0   | 0   | ---  | 0  | 0  |

Hitting minimums - 1 Games 1.0 AB/Game 2.5 TPA/Game  
Pitching minimums - 1 Games 2.1 IP/Game





# European Cup Coed Slowpitch

Pardubice (Czech Republic) - July 31<sup>st</sup> / August 4<sup>th</sup>, 2012



## Teams' Stats

|   |                |            |
|---|----------------|------------|
|  | <b>Lisicke</b> | <b>SLO</b> |
|---|----------------|------------|

European Cup Coed Slowpitch 2012  
Overall Statistics for Lisicke (as of Aug 03, 2012)  
(All games Sorted by Batting avg)

Record: 5-1 Home: 0-0 Away: 0-0 Neutral: 5-1 : 5-1

| Player               | AVG  | GP-GS | AB  | R  | H  | 2B | 3B | HR | RBI | TB  | SLG%  | BB | HBP | SO | GDP | OB%  | SF | SH | SB-ATT | PO  | A  | E  | FLD%  |
|----------------------|------|-------|-----|----|----|----|----|----|-----|-----|-------|----|-----|----|-----|------|----|----|--------|-----|----|----|-------|
| 16 VALANCIC Grega... | .632 | 6-4   | 19  | 10 | 12 | 2  | 1  | 1  | 8   | 19  | 1.000 | 1  | 0   | 0  | 0   | .650 | 0  | 0  | 0-0    | 4   | 8  | 1  | .923  |
| 6 SKABAR Andraz....  | .550 | 6-6   | 20  | 13 | 11 | 1  | 3  | 1  | 8   | 21  | 1.050 | 4  | 0   | 2  | 0   | .600 | 1  | 0  | 0-0    | 16  | 14 | 5  | .857  |
| 47 KRAMBERGER Tina.. | .500 | 6-6   | 18  | 6  | 9  | 1  | 0  | 0  | 5   | 10  | .556  | 2  | 0   | 0  | 0   | .550 | 0  | 0  | 0-0    | 7   | 4  | 4  | .733  |
| 28 MRAVLJE Ales..... | .500 | 5-5   | 16  | 5  | 8  | 1  | 2  | 0  | 8   | 13  | .813  | 1  | 0   | 0  | 0   | .529 | 0  | 0  | 0-0    | 5   | 14 | 0  | 1.000 |
| 11 BAUER Ziga.....   | .333 | 5-5   | 15  | 6  | 5  | 1  | 0  | 1  | 4   | 9   | .600  | 1  | 0   | 0  | 0   | .375 | 0  | 0  | 0-0    | 18  | 1  | 1  | .950  |
| 42 TROBEC Tina-Krist | .190 | 6-6   | 21  | 1  | 4  | 0  | 0  | 0  | 5   | 4   | .190  | 0  | 0   | 0  | 1   | .190 | 0  | 0  | 0-0    | 35  | 0  | 1  | .972  |
| 8 GOLICNIK Savina..  | .188 | 5-5   | 16  | 2  | 3  | 0  | 0  | 0  | 4   | 3   | .188  | 0  | 0   | 0  | 1   | .188 | 0  | 0  | 0-0    | 8   | 1  | 1  | .900  |
| 19 SKABAR Tjasa..... | .167 | 6-6   | 18  | 6  | 3  | 0  | 0  | 0  | 1   | 3   | .167  | 5  | 0   | 1  | 0   | .320 | 2  | 0  | 0-0    | 5   | 1  | 0  | 1.000 |
| 10 HUMERCA Gabrijela | .105 | 6-6   | 19  | 6  | 2  | 0  | 0  | 0  | 1   | 2   | .105  | 0  | 0   | 1  | 0   | .100 | 1  | 0  | 0-0    | 7   | 0  | 0  | 1.000 |
| -----                |      |       |     |    |    |    |    |    |     |     |       |    |     |    |     |      |    |    |        |     |    |    |       |
| 18 MIHALIC Mateja... | .667 | 3-1   | 3   | 3  | 2  | 0  | 0  | 0  | 0   | 2   | .667  | 2  | 0   | 0  | 0   | .800 | 0  | 0  | 0-0    | 2   | 0  | 0  | 1.000 |
| 66 SEREMET Jure..... | .600 | 3-2   | 10  | 5  | 6  | 1  | 1  | 0  | 4   | 9   | .900  | 0  | 0   | 0  | 0   | .600 | 0  | 0  | 0-0    | 5   | 0  | 2  | .714  |
| 69 STRUKELJ Ziga.... | .500 | 5-3   | 12  | 1  | 6  | 2  | 0  | 0  | 3   | 8   | .667  | 0  | 0   | 0  | 0   | .462 | 1  | 0  | 0-0    | 2   | 0  | 0  | 1.000 |
| 82 KOSTANJEVEC Hinko | .333 | 4-4   | 9   | 3  | 3  | 0  | 1  | 0  | 1   | 5   | .556  | 1  | 0   | 0  | 0   | .400 | 0  | 0  | 0-0    | 3   | 5  | 2  | .800  |
| TIRAVLJE.....        | .333 | 1-1   | 3   | 1  | 1  | 0  | 0  | 0  | 1   | 1   | .333  | 0  | 0   | 0  | 0   | .333 | 0  | 0  | 0-0    | 0   | 1  | 2  | .333  |
| 12 LAMPE Ajda.....   | .000 | 3-0   | 3   | 1  | 0  | 0  | 0  | 0  | 0   | 0   | .000  | 0  | 0   | 1  | 0   | .000 | 0  | 0  | 0-0    | 0   | 0  | 0  | .000  |
| Totals.....          | .371 | 6-6   | 202 | 69 | 75 | 9  | 8  | 3  | 53  | 109 | .540  | 17 | 0   | 5  | 2   | .411 | 5  | 0  | 0-0    | 117 | 49 | 19 | .897  |
| Opponents.....       | .313 | 6-6   | 176 | 39 | 55 | 5  | 1  | 2  | 33  | 68  | .386  | 10 | 0   | 2  | 5   | .344 | 3  | 0  | 0-0    | 110 | 52 | 36 | .818  |

LOB - Team (44), Opp (33). DPs turned - Team (7), Opp (4).

(All games Sorted by Earned run avg)

| Player               | ERA  | W-L | APP | GS | CG | SHO/CBO | SV | IP   | H  | R  | ER | BB | SO | 2B | 3B | HR | AB  | B/Avg | WP | HBP | BK | SFA | SHA |
|----------------------|------|-----|-----|----|----|---------|----|------|----|----|----|----|----|----|----|----|-----|-------|----|-----|----|-----|-----|
| 28 MRAVLJE Ales..... | 4.42 | 2-0 | 3   | 2  | 2  | 0/0     | 1  | 19.0 | 26 | 16 | 12 | 0  | 1  | 5  | 1  | 1  | 81  | .321  | 0  | 0   | 0  | 2   | 0   |
| 82 KOSTANJEVEC Hinko | 5.95 | 3-1 | 4   | 4  | 3  | 0/0     | 0  | 20.0 | 29 | 23 | 17 | 10 | 1  | 0  | 0  | 1  | 95  | .305  | 0  | 0   | 0  | 1   | 0   |
| Totals.....          | 5.21 | 5-1 | 6   | 6  | 5  | 0/0     | 1  | 39.0 | 55 | 39 | 29 | 10 | 2  | 5  | 1  | 2  | 176 | .313  | 0  | 0   | 0  | 3   | 0   |
| Opponents.....       | 8.89 | 1-5 | 6   | 6  | 5  | 0/0     | 0  | 37.0 | 75 | 69 | 47 | 17 | 5  | 9  | 8  | 3  | 202 | .371  | 0  | 0   | 0  | 5   | 0   |

<page>

European Cup Coed Slowpitch 2012  
Overall Statistics for Lisicke (as of Aug 03, 2012)  
(All games Sorted by Fielding pct)

| Player               | C   | PO  | A  | E  | FLD%  | Dps | SBA | CSB | SBA% | PB | CI |
|----------------------|-----|-----|----|----|-------|-----|-----|-----|------|----|----|
| 28 MRAVLJE Ales..... | 19  | 5   | 14 | 0  | 1.000 | 3   | 0   | 0   | ---  | 0  | 0  |
| 10 HUMERCA Gabrijela | 7   | 7   | 0  | 0  | 1.000 | 0   | 0   | 0   | ---  | 0  | 0  |
| 19 SKABAR Tjasa..... | 6   | 5   | 1  | 0  | 1.000 | 0   | 0   | 0   | ---  | 0  | 0  |
| 69 STRUKELJ Ziga.... | 2   | 2   | 0  | 0  | 1.000 | 0   | 0   | 0   | ---  | 0  | 0  |
| 18 MIHALIC Mateja... | 2   | 2   | 0  | 0  | 1.000 | 0   | 0   | 0   | ---  | 0  | 0  |
| 42 TROBEC Tina-Krist | 36  | 35  | 0  | 1  | .972  | 5   | 0   | 0   | ---  | 0  | 0  |
| 11 BAUER Ziga.....   | 20  | 18  | 1  | 1  | .950  | 0   | 0   | 0   | ---  | 0  | 0  |
| 16 VALANCIC Grega... | 13  | 4   | 8  | 1  | .923  | 1   | 0   | 0   | ---  | 0  | 0  |
| 8 GOLICNIK Savina..  | 10  | 8   | 1  | 1  | .900  | 1   | 0   | 0   | ---  | 0  | 0  |
| 6 SKABAR Andraz....  | 35  | 16  | 14 | 5  | .857  | 5   | 0   | 0   | ---  | 0  | 0  |
| 82 KOSTANJEVEC Hinko | 10  | 3   | 5  | 2  | .800  | 1   | 0   | 0   | ---  | 0  | 0  |
| 47 KRAMBERGER Tina.. | 15  | 7   | 4  | 4  | .733  | 1   | 0   | 0   | ---  | 0  | 0  |
| 66 SEREMET Jure..... | 7   | 5   | 0  | 2  | .714  | 0   | 0   | 0   | ---  | 0  | 0  |
| TIRAVLJE.....        | 3   | 0   | 1  | 2  | .333  | 0   | 0   | 0   | ---  | 0  | 0  |
| 12 LAMPE Ajda.....   | 0   | 0   | 0  | 0  | .000  | 0   | 0   | 0   | ---  | 0  | 0  |
| Totals.....          | 185 | 117 | 49 | 19 | .897  | 7   | 0   | 0   | ---  | 0  | 0  |
| Opponents.....       | 198 | 110 | 52 | 36 | .818  | 4   | 0   | 0   | ---  | 0  | 0  |

Hitting minimums - 1 Games 1.0 AB/Game 2.5 TPA/Game  
Pitching minimums - 1 Games 2.1 IP/Game



# European Cup Coed Slowpitch

Pardubice (Czech Republic) - July 31<sup>st</sup> / August 4<sup>th</sup>, 2012



## Teams' Stats



### Pasos Pardubice

CZE

European Cup Coed Slowpitch 2012  
Overall Statistics for Pasos Pardubice (as of Aug 03, 2012)  
(All games Sorted by Batting avg)

Record: 2-4 Home: 0-0 Away: 0-0 Neutral: 2-4 : 2-4

| Player                | AVG  | GP-GS | AB  | R  | H  | 2B | 3B | HR | RBI | TB  | SLG%  | BB | HBP | SO | GDP | OB%  | SF | SH | SB-ATT | PO  | A  | E  | FLD%  |
|-----------------------|------|-------|-----|----|----|----|----|----|-----|-----|-------|----|-----|----|-----|------|----|----|--------|-----|----|----|-------|
| 27 KOLACEK Josef....  | .500 | 6-6   | 14  | 4  | 7  | 2  | 0  | 0  | 4   | 9   | .643  | 2  | 0   | 2  | 0   | .563 | 0  | 0  | 0-0    | 8   | 1  | 1  | .900  |
| 33 PROCHAZKA Jakub..  | .471 | 5-5   | 17  | 4  | 8  | 1  | 3  | 1  | 5   | 18  | 1.059 | 0  | 0   | 0  | 1   | .471 | 0  | 0  | 0-0    | 8   | 10 | 3  | .857  |
| 23 RAMBOUSKOVA Linda  | .438 | 6-6   | 16  | 5  | 7  | 1  | 1  | 0  | 4   | 10  | .625  | 0  | 0   | 0  | 0   | .438 | 0  | 0  | 0-0    | 10  | 2  | 0  | 1.000 |
| 31 SVANDOVA Jana....  | .267 | 6-6   | 15  | 3  | 4  | 0  | 0  | 0  | 5   | 4   | .267  | 1  | 0   | 0  | 0   | .294 | 1  | 0  | 0-0    | 19  | 2  | 1  | .955  |
| 17 DOUBRAVOVA Johana  | .235 | 6-6   | 17  | 2  | 4  | 0  | 0  | 0  | 2   | 4   | .235  | 2  | 0   | 0  | 0   | .316 | 0  | 0  | 0-0    | 12  | 0  | 3  | .800  |
| 25 JAKUBCOVA Sarka..  | .133 | 6-6   | 15  | 4  | 2  | 0  | 0  | 0  | 3   | 2   | .133  | 1  | 0   | 1  | 0   | .188 | 0  | 0  | 0-0    | 6   | 7  | 2  | .867  |
| -----                 |      |       |     |    |    |    |    |    |     |     |       |    |     |    |     |      |    |    |        |     |    |    |       |
| 14 PETRASKOVA Lucie.. | .600 | 2-2   | 5   | 2  | 3  | 0  | 0  | 0  | 1   | 3   | .600  | 0  | 0   | 0  | 0   | .500 | 1  | 0  | 0-0    | 2   | 0  | 2  | .500  |
| 99 RAMBOUSEK Tomas..  | .500 | 4-4   | 10  | 2  | 5  | 0  | 1  | 0  | 1   | 7   | .700  | 0  | 0   | 0  | 0   | .500 | 0  | 0  | 0-0    | 4   | 5  | 2  | .818  |
| 8 GUTVIRT Petr.....   | .500 | 3-3   | 8   | 2  | 4  | 0  | 0  | 0  | 3   | 4   | .500  | 0  | 0   | 1  | 0   | .500 | 0  | 0  | 0-0    | 3   | 4  | 2  | .778  |
| 18 FIBIGER Marek....  | .429 | 6-5   | 14  | 6  | 6  | 0  | 1  | 0  | 3   | 8   | .571  | 0  | 0   | 0  | 0   | .429 | 0  | 0  | 0-0    | 4   | 6  | 3  | .769  |
| 24 STRADAL Tomas....  | .385 | 5-4   | 13  | 3  | 5  | 0  | 0  | 0  | 5   | 5   | .385  | 0  | 0   | 0  | 1   | .385 | 0  | 0  | 0-0    | 10  | 0  | 5  | .667  |
| 32 MACH Pavel.....    | .364 | 4-4   | 11  | 4  | 4  | 1  | 0  | 1  | 1   | 8   | .727  | 0  | 0   | 0  | 0   | .364 | 0  | 0  | 0-0    | 10  | 0  | 1  | .909  |
| 9 POSPISIL Bohuslav   | .231 | 5-5   | 13  | 2  | 3  | 2  | 0  | 0  | 2   | 5   | .385  | 0  | 0   | 0  | 0   | .214 | 1  | 0  | 0-0    | 7   | 0  | 3  | .700  |
| 5 PATLICOVA Klara..   | .100 | 5-5   | 10  | 2  | 1  | 0  | 0  | 0  | 0   | 1   | .100  | 2  | 0   | 0  | 2   | .250 | 0  | 0  | 0-0    | 11  | 2  | 1  | .929  |
| 3 KALINOVA Kristyna   | .083 | 5-5   | 12  | 1  | 1  | 0  | 0  | 0  | 1   | 1   | .083  | 0  | 0   | 0  | 2   | .083 | 0  | 0  | 0-0    | 6   | 0  | 1  | .857  |
| Totals.....           | .337 | 6-6   | 190 | 46 | 64 | 7  | 6  | 2  | 40  | 89  | .468  | 8  | 0   | 4  | 6   | .358 | 3  | 0  | 0-0    | 120 | 39 | 30 | .841  |
| Opponents.....        | .421 | 6-6   | 216 | 64 | 91 | 12 | 5  | 2  | 52  | 119 | .551  | 10 | 0   | 11 | 2   | .430 | 9  | 0  | 0-0    | 120 | 57 | 25 | .876  |

LOB - Team (35), Opp (51). DPs turned - Team (2), Opp (6). IBB - Team (1), SVANDOVA 1.

(All games Sorted by Earned run avg)

| Player               | ERA   | W-L | APP | GS | CG | SHO/CBO | SV | IP   | H  | R  | ER | BB | SO | 2B | 3B | HR | AB  | B/Avg | WP | HBP | BK | SFA | SHA |
|----------------------|-------|-----|-----|----|----|---------|----|------|----|----|----|----|----|----|----|----|-----|-------|----|-----|----|-----|-----|
| 8 GUTVIRT Petr.....  | 10.15 | 1-2 | 3   | 3  | 3  | 0/0     | 0  | 20.0 | 49 | 32 | 29 | 3  | 5  | 8  | 3  | 1  | 113 | .434  | 0  | 0   | 0  | 7   | 0   |
| 99 RAMBOUSEK Tomas.. | 10.15 | 1-2 | 3   | 3  | 3  | 0/0     | 0  | 20.0 | 42 | 32 | 29 | 7  | 6  | 4  | 2  | 1  | 103 | .408  | 0  | 0   | 0  | 2   | 0   |
| Totals.....          | 10.15 | 2-4 | 6   | 6  | 6  | 0/0     | 0  | 40.0 | 91 | 64 | 58 | 10 | 11 | 12 | 5  | 2  | 216 | .421  | 0  | 0   | 0  | 9   | 0   |
| Opponents.....       | 6.65  | 4-2 | 6   | 6  | 5  | 0/0     | 0  | 40.0 | 64 | 46 | 38 | 8  | 4  | 7  | 6  | 2  | 190 | .337  | 0  | 0   | 0  | 3   | 0   |

<page>

European Cup Coed Slowpitch 2012  
Overall Statistics for Pasos Pardubice (as of Aug 03, 2012)  
(All games Sorted by Fielding pct)

| Player                | C   | PO  | A  | E  | FLD%  | Dps | SBA | CSB | SBA% | PB | CI |
|-----------------------|-----|-----|----|----|-------|-----|-----|-----|------|----|----|
| 23 RAMBOUSKOVA Linda  | 12  | 10  | 2  | 0  | 1.000 | 0   | 0   | 0   | ---  | 0  | 0  |
| 31 SVANDOVA Jana....  | 22  | 19  | 2  | 1  | .955  | 2   | 0   | 0   | ---  | 0  | 0  |
| 5 PATLICOVA Klara..   | 14  | 11  | 2  | 1  | .929  | 0   | 0   | 0   | ---  | 0  | 0  |
| 32 MACH Pavel.....    | 11  | 10  | 0  | 1  | .909  | 0   | 0   | 0   | ---  | 0  | 0  |
| 27 KOLACEK Josef....  | 10  | 8   | 1  | 1  | .900  | 0   | 0   | 0   | ---  | 0  | 0  |
| 25 JAKUBCOVA Sarka..  | 15  | 6   | 7  | 2  | .867  | 1   | 0   | 0   | ---  | 0  | 0  |
| 33 PROCHAZKA Jakub..  | 21  | 8   | 10 | 3  | .857  | 1   | 0   | 0   | ---  | 0  | 0  |
| 3 KALINOVA Kristyna   | 7   | 6   | 0  | 1  | .857  | 0   | 0   | 0   | ---  | 0  | 0  |
| 99 RAMBOUSEK Tomas..  | 11  | 4   | 5  | 2  | .818  | 0   | 0   | 0   | ---  | 0  | 0  |
| 17 DOUBRAVOVA Johana  | 15  | 12  | 0  | 3  | .800  | 0   | 0   | 0   | ---  | 0  | 0  |
| 8 GUTVIRT Petr.....   | 9   | 3   | 4  | 2  | .778  | 0   | 0   | 0   | ---  | 0  | 0  |
| 18 FIBIGER Marek....  | 13  | 4   | 6  | 3  | .769  | 1   | 0   | 0   | ---  | 0  | 0  |
| 9 POSPISIL Bohuslav   | 10  | 7   | 0  | 3  | .700  | 0   | 0   | 0   | ---  | 0  | 0  |
| 24 STRADAL Tomas....  | 15  | 10  | 0  | 5  | .667  | 0   | 0   | 0   | ---  | 0  | 0  |
| 14 PETRASKOVA Lucie.. | 4   | 2   | 0  | 2  | .500  | 0   | 0   | 0   | ---  | 0  | 0  |
| Totals.....           | 189 | 120 | 39 | 30 | .841  | 2   | 0   | 0   | ---  | 0  | 0  |
| Opponents.....        | 202 | 120 | 57 | 25 | .876  | 6   | 0   | 0   | ---  | 0  | 0  |

Hitting minimums - 1 Games 1.0 AB/Game 2.5 TPA/Game  
Pitching minimums - 1 Games 2.1 IP/Game



# European Cup Coed Slowpitch

Pardubice (Czech Republic) - July 31<sup>st</sup> / August 4<sup>th</sup>, 2012



## Teams' Stats

|   |                        |            |
|---|------------------------|------------|
|  | <b>Sunville Tigers</b> | <b>BEL</b> |
|---|------------------------|------------|

European Cup Coed Slowpitch 2012  
Overall Statistics for Sunville Tigers (as of Aug 03, 2012)  
(All games Sorted by Batting avg)

Record: 0-6 Home: 0-0 Away: 0-0 Neutral: 0-6 : 0-6

| Player               | AVG  | GP-GS | AB  | R   | H  | 2B | 3B | HR | RBI | TB  | SLG%  | BB | HBP | SO | GDP | OB%  | SF | SH | SB-ATT | PO  | A  | E  | FLD%  |
|----------------------|------|-------|-----|-----|----|----|----|----|-----|-----|-------|----|-----|----|-----|------|----|----|--------|-----|----|----|-------|
| 20 JOLY Kevin.....   | .444 | 6-6   | 18  | 5   | 8  | 4  | 0  | 0  | 6   | 12  | .667  | 1  | 0   | 2  | 0   | .474 | 0  | 0  | 0-0    | 13  | 11 | 4  | .857  |
| 25 RANIERE Kayte.... | .368 | 6-6   | 19  | 2   | 7  | 0  | 0  | 0  | 3   | 7   | .368  | 0  | 0   | 0  | 0   | .368 | 0  | 0  | 0-0    | 12  | 7  | 6  | .760  |
| 77 MACHIELS Bart.... | .278 | 6-6   | 18  | 2   | 5  | 2  | 0  | 0  | 6   | 7   | .389  | 1  | 0   | 1  | 0   | .316 | 0  | 0  | 0-0    | 10  | 30 | 9  | .816  |
| 13 REINDERS Els..... | .267 | 6-6   | 15  | 4   | 4  | 0  | 0  | 0  | 0   | 4   | .267  | 4  | 0   | 1  | 1   | .421 | 0  | 0  | 0-0    | 33  | 0  | 5  | .868  |
| 23 LODEWIJCKX Evie.. | .133 | 6-6   | 15  | 2   | 2  | 0  | 0  | 0  | 0   | 2   | .133  | 1  | 0   | 1  | 2   | .188 | 0  | 0  | 0-0    | 2   | 0  | 3  | .400  |
| 43 JOLY Luc.....     | .667 | 2-2   | 6   | 2   | 4  | 1  | 0  | 0  | 0   | 5   | .833  | 0  | 0   | 1  | 0   | .667 | 0  | 0  | 0-0    | 0   | 0  | 0  | .000  |
| 66 FEYEN Frank.....  | .500 | 3-3   | 6   | 1   | 3  | 1  | 1  | 0  | 2   | 6   | 1.000 | 1  | 0   | 0  | 0   | .571 | 0  | 0  | 0-0    | 5   | 0  | 3  | .625  |
| 17 DANIELS Alexander | .444 | 3-3   | 9   | 0   | 4  | 0  | 0  | 0  | 2   | 4   | .444  | 0  | 0   | 0  | 0   | .444 | 0  | 0  | 0-0    | 4   | 0  | 5  | .444  |
| 1 JOLY Sandy.....    | .214 | 6-6   | 14  | 0   | 3  | 0  | 0  | 0  | 1   | 3   | .214  | 0  | 0   | 0  | 0   | .214 | 0  | 0  | 0-0    | 5   | 0  | 3  | .625  |
| 80 BOSMANS Jurgen... | .200 | 4-3   | 10  | 2   | 2  | 0  | 0  | 0  | 0   | 2   | .200  | 0  | 0   | 0  | 0   | .200 | 0  | 0  | 0-0    | 1   | 0  | 0  | 1.000 |
| 45 BROUX Guido.....  | .143 | 3-3   | 7   | 2   | 1  | 0  | 0  | 0  | 0   | 1   | .143  | 3  | 0   | 0  | 0   | .400 | 0  | 0  | 0-0    | 2   | 5  | 0  | 1.000 |
| 24 LODEWIJCKX Jessie | .077 | 5-5   | 13  | 1   | 1  | 0  | 0  | 0  | 1   | 1   | .077  | 1  | 0   | 2  | 0   | .143 | 0  | 0  | 0-0    | 3   | 0  | 2  | .600  |
| 29 VANDERSMISSEN Ale | .000 | 3-3   | 6   | 0   | 0  | 0  | 0  | 0  | 1   | 0   | .000  | 0  | 0   | 1  | 0   | .000 | 0  | 0  | 0-0    | 2   | 0  | 2  | .500  |
| 8 CROONENBERGHS Emi  | .000 | 1-1   | 1   | 1   | 0  | 0  | 0  | 0  | 0   | 0   | .000  | 1  | 0   | 0  | 0   | .500 | 0  | 0  | 0-0    | 1   | 0  | 0  | 1.000 |
| 99 HERTELEER Jan.... | .000 | 1-0   | 1   | 1   | 0  | 0  | 0  | 0  | 0   | 0   | .000  | 0  | 0   | 0  | 0   | .000 | 0  | 0  | 0-0    | 0   | 0  | 1  | .000  |
| 6 CELIS Stephan..... | .000 | 2-1   | 1   | 1   | 0  | 0  | 0  | 0  | 0   | 0   | .000  | 1  | 0   | 0  | 0   | .500 | 0  | 0  | 0-0    | 4   | 0  | 2  | .667  |
| Totals.....          | .277 | 6-6   | 159 | 26  | 44 | 8  | 1  | 0  | 22  | 54  | .340  | 14 | 0   | 9  | 3   | .335 | 0  | 0  | 0-0    | 97  | 53 | 45 | .769  |
| Opponents.....       | .411 | 6-6   | 214 | 104 | 88 | 20 | 5  | 5  | 88  | 133 | .621  | 26 | 0   | 3  | 3   | .467 | 4  | 0  | 0-0    | 105 | 47 | 18 | .894  |

LOB - Team (42), Opp (43). DPs turned - Team (3), Opp (4).

(All games Sorted by Earned run avg)

| Player              | ERA   | W-L | APP | GS | CG | SHO/CBO | SV | IP   | H  | R   | ER | BB | SO | 2B | 3B | HR | AB  | B/Avg | WP | HBP | BK | SFA | SHA |
|---------------------|-------|-----|-----|----|----|---------|----|------|----|-----|----|----|----|----|----|----|-----|-------|----|-----|----|-----|-----|
| 45 BROUX Guido..... | 16.96 | 0-3 | 3   | 3  | 3  | 0/0     | 0  | 17.1 | 52 | 51  | 42 | 12 | 2  | 13 | 2  | 2  | 111 | .468  | 0  | 0   | 0  | 4   | 0   |
| 20 JOLY Kevin.....  | 5.25  | 0-1 | 1   | 1  | 1  | 0/0     | 0  | 4.0  | 9  | 20  | 3  | 4  | 1  | 2  | 1  | 1  | 33  | .273  | 0  | 0   | 0  | 0   | 0   |
| 43 JOLY Luc.....    | 10.18 | 0-2 | 2   | 2  | 2  | 0/0     | 0  | 11.0 | 27 | 33  | 16 | 10 | 0  | 5  | 2  | 2  | 70  | .386  | 0  | 0   | 0  | 0   | 0   |
| Totals.....         | 13.21 | 0-6 | 6   | 6  | 6  | 0/0     | 0  | 32.1 | 88 | 104 | 61 | 26 | 3  | 20 | 5  | 5  | 214 | .411  | 0  | 0   | 0  | 4   | 0   |
| Opponents.....      | 3.80  | 6-0 | 6   | 6  | 5  | 0/0     | 0  | 35.0 | 44 | 26  | 19 | 14 | 9  | 8  | 1  | 0  | 159 | .277  | 0  | 0   | 0  | 0   | 0   |

<page>

European Cup Coed Slowpitch 2012  
Overall Statistics for Sunville Tigers (as of Aug 03, 2012)  
(All games Sorted by Fielding pct)

| Player               | C   | PO  | A  | E  | FLD%  | Dps | SBA | CSB | SBA% | PB | CI |
|----------------------|-----|-----|----|----|-------|-----|-----|-----|------|----|----|
| 45 BROUX Guido.....  | 7   | 2   | 5  | 0  | 1.000 | 0   | 0   | 0   | ---  | 0  | 0  |
| 8 CROONENBERGHS Emi  | 1   | 1   | 0  | 0  | 1.000 | 0   | 0   | 0   | ---  | 0  | 0  |
| 80 BOSMANS Jurgen... | 1   | 1   | 0  | 0  | 1.000 | 0   | 0   | 0   | ---  | 0  | 0  |
| 13 REINDERS Els..... | 38  | 33  | 0  | 5  | .868  | 3   | 0   | 0   | ---  | 0  | 0  |
| 20 JOLY Kevin.....   | 28  | 13  | 11 | 4  | .857  | 1   | 0   | 0   | ---  | 0  | 0  |
| 77 MACHIELS Bart.... | 49  | 10  | 30 | 9  | .816  | 2   | 0   | 0   | ---  | 0  | 0  |
| 25 RANIERE Kayte.... | 25  | 12  | 7  | 6  | .760  | 3   | 0   | 0   | ---  | 0  | 0  |
| 6 CELIS Stephan....  | 6   | 4   | 0  | 2  | .667  | 0   | 0   | 0   | ---  | 0  | 0  |
| 1 JOLY Sandy.....    | 8   | 5   | 0  | 3  | .625  | 0   | 0   | 0   | ---  | 0  | 0  |
| 66 FEYEN Frank.....  | 8   | 5   | 0  | 3  | .625  | 0   | 0   | 0   | ---  | 0  | 0  |
| 24 LODEWIJCKX Jessie | 5   | 3   | 0  | 2  | .600  | 0   | 0   | 0   | ---  | 0  | 0  |
| 29 VANDERSMISSEN Ale | 4   | 2   | 0  | 2  | .500  | 0   | 0   | 0   | ---  | 0  | 0  |
| 17 DANIELS Alexander | 9   | 4   | 0  | 5  | .444  | 0   | 0   | 0   | ---  | 0  | 0  |
| 23 LODEWIJCKX Evie.. | 5   | 2   | 0  | 3  | .400  | 0   | 0   | 0   | ---  | 0  | 0  |
| 99 HERTELEER Jan.... | 1   | 0   | 0  | 1  | .000  | 0   | 0   | 0   | ---  | 0  | 0  |
| 43 JOLY Luc.....     | 0   | 0   | 0  | 0  | .000  | 0   | 0   | 0   | ---  | 0  | 0  |
| Totals.....          | 195 | 97  | 53 | 45 | .769  | 3   | 0   | 0   | ---  | 0  | 0  |
| Opponents.....       | 170 | 105 | 47 | 18 | .894  | 4   | 0   | 0   | ---  | 0  | 0  |

Hitting minimums - 1 Games 1.0 AB/Game 2.5 TPA/Game  
Pitching minimums - 1 Games 2.1 IP/Game




# European Cup Coed Slowpitch

Pardubice (Czech Republic) - July 31<sup>st</sup> / August 4<sup>th</sup>, 2012



## Teams' Stats



### UCE Travellers

GER

European Cup Coed Slowpitch 2012  
Overall Statistics for Uce Travellers (as of Aug 03, 2012)  
(All games Sorted by Batting avg)

Record: 3-3 Home: 0-0 Away: 0-0 Neutral: 3-3 : 3-3

| Player               | AVG  | GP-GS | AB  | R  | H  | 2B | 3B | HR | RBI | TB  | SLG%  | BB | HBP | SO | GDP | OB%  | SF | SH | SB-ATT | PO  | A  | E  | FLD%  |
|----------------------|------|-------|-----|----|----|----|----|----|-----|-----|-------|----|-----|----|-----|------|----|----|--------|-----|----|----|-------|
| 2 WALTHER Wolfgang.  | .611 | 5-5   | 18  | 10 | 11 | 2  | 1  | 1  | 7   | 18  | 1.000 | 1  | 0   | 0  | 0   | .632 | 0  | 0  | 0-0    | 12  | 15 | 1  | .964  |
| 18 ZERHUSEN Max..... | .579 | 5-5   | 19  | 9  | 11 | 3  | 0  | 3  | 13  | 23  | 1.211 | 1  | 0   | 0  | 1   | .600 | 0  | 0  | 0-0    | 12  | 16 | 1  | .966  |
| 10 FENNIMORE Daniell | .533 | 5-5   | 15  | 6  | 8  | 2  | 1  | 0  | 2   | 12  | .800  | 0  | 0   | 0  | 0   | .500 | 1  | 0  | 0-0    | 11  | 7  | 3  | .857  |
| 5 PFEIFFER Janina..  | .450 | 6-6   | 20  | 6  | 9  | 1  | 0  | 0  | 6   | 10  | .500  | 1  | 0   | 0  | 0   | .476 | 0  | 0  | 0-0    | 4   | 0  | 0  | 1.000 |
| 9 ABU-OMAR Karim...  | .400 | 6-6   | 20  | 8  | 8  | 0  | 0  | 0  | 5   | 8   | .400  | 3  | 0   | 0  | 0   | .478 | 0  | 0  | 0-0    | 7   | 5  | 2  | .857  |
| 19 MEYER Miriam..... | .381 | 6-6   | 21  | 5  | 8  | 0  | 0  | 0  | 7   | 8   | .381  | 1  | 0   | 0  | 0   | .391 | 1  | 0  | 0-0    | 18  | 1  | 8  | .704  |
| 12 HEINZE Franziska. | .133 | 6-6   | 15  | 2  | 2  | 0  | 0  | 0  | 3   | 2   | .133  | 2  | 0   | 2  | 0   | .222 | 1  | 0  | 0-0    | 5   | 0  | 1  | .833  |
| 20 ABTS Isabelle.... | .000 | 4-4   | 11  | 3  | 0  | 0  | 0  | 0  | 1   | 0   | .000  | 4  | 0   | 0  | 0   | .267 | 0  | 0  | 0-0    | 8   | 0  | 4  | .667  |
| -----                |      |       |     |    |    |    |    |    |     |     |       |    |     |    |     |      |    |    |        |     |    |    |       |
| 6 MÜLLER Patrick...  | .667 | 4-4   | 12  | 5  | 8  | 1  | 0  | 0  | 6   | 9   | .750  | 0  | 0   | 0  | 0   | .615 | 1  | 0  | 0-0    | 8   | 1  | 7  | .563  |
| 11 HILGERS Jens..... | .500 | 5-4   | 14  | 4  | 7  | 0  | 0  | 0  | 7   | 7   | .500  | 0  | 0   | 1  | 0   | .500 | 0  | 0  | 0-0    | 7   | 1  | 0  | 1.000 |
| 8 DAHER Konstantin.  | .500 | 5-4   | 8   | 4  | 4  | 0  | 0  | 0  | 4   | 4   | .500  | 2  | 0   | 0  | 0   | .500 | 2  | 0  | 0-0    | 5   | 1  | 4  | .600  |
| 7 SAND Manuel.....   | .400 | 2-2   | 5   | 2  | 2  | 0  | 0  | 0  | 2   | 2   | .400  | 0  | 0   | 1  | 0   | .400 | 0  | 0  | 0-0    | 2   | 0  | 1  | .667  |
| 15 LINNERT Nina..... | .000 | 4-3   | 8   | 2  | 0  | 0  | 0  | 0  | 0   | 0   | .000  | 2  | 0   | 0  | 0   | .200 | 0  | 0  | 0-0    | 6   | 0  | 0  | 1.000 |
| Totals.....          | .419 | 6-6   | 186 | 66 | 78 | 9  | 2  | 4  | 61  | 103 | .554  | 17 | 0   | 4  | 1   | .455 | 6  | 0  | 0-0    | 105 | 47 | 32 | .826  |
| Opponents.....       | .398 | 6-6   | 196 | 56 | 78 | 7  | 9  | 4  | 48  | 115 | .587  | 9  | 0   | 7  | 4   | .418 | 3  | 0  | 0-0    | 101 | 39 | 25 | .848  |

LOB - Team (41), Opp (47). DPs turned - Team (4), Opp (2).

(All games Sorted by Earned run avg)

| Player               | ERA   | W-L | APP | GS | CG | SHO/CBO | SV | IP   | H  | R  | ER | BB | SO | 2B | 3B | HR | AB  | B/Avg | WP | HBP | BK | SFA | SHA |
|----------------------|-------|-----|-----|----|----|---------|----|------|----|----|----|----|----|----|----|----|-----|-------|----|-----|----|-----|-----|
| 9 ABU-OMAR Karim...  | 5.19  | 3-2 | 5   | 5  | 5  | 0/0     | 0  | 31.0 | 56 | 34 | 23 | 3  | 7  | 5  | 5  | 2  | 159 | .352  | 0  | 0   | 0  | 2   | 0   |
| -----                |       |     |     |    |    |         |    |      |    |    |    |    |    |    |    |    |     |       |    |     |    |     |     |
| 11 HILGERS Jens..... | 36.75 | 0-1 | 1   | 1  | 1  | 0/0     | 0  | 4.0  | 22 | 22 | 21 | 6  | 0  | 2  | 4  | 2  | 37  | .595  | 0  | 0   | 0  | 1   | 0   |
| Totals.....          | 8.80  | 3-3 | 6   | 6  | 6  | 0/0     | 0  | 35.0 | 78 | 56 | 44 | 9  | 7  | 7  | 9  | 4  | 196 | .398  | 0  | 0   | 0  | 3   | 0   |
| Opponents.....       | 9.68  | 3-3 | 6   | 6  | 3  | 0/0     | 1  | 34.0 | 78 | 66 | 47 | 17 | 4  | 9  | 2  | 4  | 186 | .419  | 0  | 0   | 0  | 6   | 0   |

<page>

European Cup Coed Slowpitch 2012  
Overall Statistics for Uce Travellers (as of Aug 03, 2012)  
(All games Sorted by Fielding pct)

| Player               | C   | PO  | A  | E  | FLD%  | Dps | SBA | CSB | SBA% | PB | CI |
|----------------------|-----|-----|----|----|-------|-----|-----|-----|------|----|----|
| 11 HILGERS Jens..... | 8   | 7   | 1  | 0  | 1.000 | 0   | 0   | 0   | ---  | 0  | 0  |
| 15 LINNERT Nina..... | 6   | 6   | 0  | 0  | 1.000 | 0   | 0   | 0   | ---  | 0  | 0  |
| 5 PFEIFFER Janina..  | 4   | 4   | 0  | 0  | 1.000 | 0   | 0   | 0   | ---  | 0  | 0  |
| 18 ZERHUSEN Max..... | 29  | 12  | 16 | 1  | .966  | 4   | 0   | 0   | ---  | 0  | 0  |
| 2 WALTHER Wolfgang.  | 28  | 12  | 15 | 1  | .964  | 4   | 0   | 0   | ---  | 0  | 0  |
| 10 FENNIMORE Daniell | 21  | 11  | 7  | 3  | .857  | 0   | 0   | 0   | ---  | 0  | 0  |
| 9 ABU-OMAR Karim...  | 14  | 7   | 5  | 2  | .857  | 0   | 0   | 0   | ---  | 0  | 0  |
| 12 HEINZE Franziska. | 6   | 5   | 0  | 1  | .833  | 0   | 0   | 0   | ---  | 0  | 0  |
| 19 MEYER Miriam..... | 27  | 18  | 1  | 8  | .704  | 4   | 0   | 0   | ---  | 0  | 0  |
| 20 ABTS Isabelle.... | 12  | 8   | 0  | 4  | .667  | 0   | 0   | 0   | ---  | 0  | 0  |
| 7 SAND Manuel.....   | 3   | 2   | 0  | 1  | .667  | 0   | 0   | 0   | ---  | 0  | 0  |
| 8 DAHER Konstantin.  | 10  | 5   | 1  | 4  | .600  | 0   | 0   | 0   | ---  | 0  | 0  |
| 6 MÜLLER Patrick...  | 16  | 8   | 1  | 7  | .563  | 0   | 0   | 0   | ---  | 0  | 0  |
| Totals.....          | 184 | 105 | 47 | 32 | .826  | 4   | 0   | 0   | ---  | 0  | 0  |
| Opponents.....       | 165 | 101 | 39 | 25 | .848  | 2   | 0   | 0   | ---  | 0  | 0  |

Hitting minimums - 1 Games 1.0 AB/Game 2.5 TPA/Game  
Pitching minimums - 1 Games 2.1 IP/Game



# European Cup Coed Slowpitch

Pardubice (Czech Republic) - July 31<sup>st</sup> / August 4<sup>th</sup>, 2012



## Leaders Summary

European Cup Coed Slowpitch 2012  
Batting Leaders (as of Aug 03, 2012)  
(All games)

Hitting minimums - 1 Games 1.0 AB/Game 2.5 TPA/Game  
Pitching minimums - 1 Games 2.1 IP/Game

### Batting avg

|                                |      |
|--------------------------------|------|
| 1. GIBBENS BRETT, GBR.....     | .733 |
| 2. O'SULLIVAN MICHAEL, GBR.... | .700 |
| 3. GUNN DANNY, GBR.....        | .652 |
| 4. KELLY ERIC, GBR.....        | .650 |
| 5. VALANCIC Grega, SLO.....    | .632 |
| CAPELLAN Joan, AUT.....        | .632 |
| 7. SCHMIDT Stefan, AUT.....    | .625 |
| 8. WALTHER Wolfgang, GER.....  | .611 |
| 9. GEOGHEGAN Frank, IRL.....   | .600 |
| DORMER SENAN, GBR.....         | .600 |

### Slugging pct

|                                |       |
|--------------------------------|-------|
| 1. GIBBENS BRETT, GBR.....     | 2.133 |
| 2. O'SULLIVAN MICHAEL, GBR.... | 1.250 |
| 3. ZERHUSEN Max, GER.....      | 1.211 |
| 4. KELLY ERIC, GBR.....        | 1.150 |
| 5. PROCHAZKA Jakub, PAS.....   | 1.059 |
| 6. SKABAR Andraz, SLO.....     | 1.050 |
| 7. GUNN DANNY, GBR.....        | 1.043 |
| 8. VALANCIC Grega, SLO.....    | 1.000 |
| WALTHER Wolfgang, GER.....     | 1.000 |
| 10. SCHMIDT Stefan, AUT.....   | .938  |

### On base pct

|                                |      |
|--------------------------------|------|
| 1. GIBBENS BRETT, GBR.....     | .733 |
| 2. O'SULLIVAN MICHAEL, GBR.... | .714 |
| 3. SCHMIDT Stefan, AUT.....    | .667 |
| 4. GUNN DANNY, GBR.....        | .652 |
| 5. VALANCIC Grega, SLO.....    | .650 |
| 6. KELLY ERIC, GBR.....        | .636 |
| 7. WALTHER Wolfgang, GER.....  | .632 |
| 8. SKABAR Andraz, SLO.....     | .600 |
| GEOGHEGAN Frank, IRL.....      | .600 |
| ZERHUSEN Max, GER.....         | .600 |

### Runs scored

|                            |    |
|----------------------------|----|
| 1. SKABAR Andraz, SLO..... | 13 |
| 2. GIBBENS BRETT, GBR..... | 12 |
| 3. GUNN DANNY, GBR.....    | 11 |
| KELLY ERIC, GBR.....       | 11 |
| 5. FLETT MOERA, GBR.....   | 10 |
| WALTHER Wolfgang, GER..... | 10 |
| VALANCIC Grega, SLO.....   | 10 |
| 8. 5 tied at.....          | 9  |

### Hits

|                                |    |
|--------------------------------|----|
| 1. GUNN DANNY, GBR.....        | 15 |
| 2. O'SULLIVAN MICHAEL, GBR.... | 14 |
| 3. KELLY ERIC, GBR.....        | 13 |
| 4. BRADY Ruth, IRL.....        | 12 |
| GEOGHEGAN Frank, IRL.....      | 12 |
| CAPELLAN Joan, AUT.....        | 12 |
| VALANCIC Grega, SLO.....       | 12 |
| 8. 5 tied at.....              | 11 |

### Runs batted in

|                             |    |
|-----------------------------|----|
| 1. GIBBENS BRETT, GBR.....  | 14 |
| 2. ZERHUSEN Max, GER.....   | 13 |
| 3. SCHMIDT Stefan, AUT..... | 11 |
| O'SULLIVAN MICHAEL, GBR.... | 11 |
| 5. KELLY ERIC, GBR.....     | 10 |
| 6. 6 tied at.....           | 8  |

### Doubles

|                                |   |
|--------------------------------|---|
| 1. O'SULLIVAN MICHAEL, GBR.... | 5 |
| 2. MERTLIK Tomas, CZE.....     | 4 |
| LEE DAVID, GBR.....            | 4 |
| GIBBENS BRETT, GBR.....        | 4 |
| JOLY Kevin, BEL.....           | 4 |
| GUNN DANNY, GBR.....           | 4 |
| KELLY ERIC, GBR.....           | 4 |
| 8. CAPELLAN Joan, AUT.....     | 3 |
| ZERHUSEN Max, GER.....         | 3 |
| 10. 12 tied at.....            | 2 |

### Triples

|                               |   |
|-------------------------------|---|
| 1. SKABAR Andraz, SLO.....    | 3 |
| MCCARTHY Ken, IRL.....        | 3 |
| O'SULLIVAN MICHAEL, GBR....   | 3 |
| PROCHAZKA Jakub, PAS.....     | 3 |
| 5. SULCOVA MICHAELA, GBR..... | 2 |
| MRAVLJE Ales, SLO.....        | 2 |
| 7. 16 tied at.....            | 1 |

### Home runs

|                            |   |
|----------------------------|---|
| 1. GIBBENS BRETT, GBR..... | 5 |
| 2. ZERHUSEN Max, GER.....  | 3 |
| 3. KELLY ERIC, GBR.....    | 2 |
| 4. 9 tied at.....          | 1 |

### Total bases

|                                |    |
|--------------------------------|----|
| 1. GIBBENS BRETT, GBR.....     | 32 |
| 2. O'SULLIVAN MICHAEL, GBR.... | 25 |
| 3. GUNN DANNY, GBR.....        | 24 |
| 4. KELLY ERIC, GBR.....        | 23 |
| ZERHUSEN Max, GER.....         | 23 |
| 6. SKABAR Andraz, SLO.....     | 21 |
| 7. VALANCIC Grega, SLO.....    | 19 |
| 8. MCCARTHY Ken, IRL.....      | 18 |
| PROCHAZKA Jakub, PAS.....      | 18 |
| WALTHER Wolfgang, GER.....     | 18 |

### Walks

|                            |   |
|----------------------------|---|
| 1. FLETT MOERA, GBR.....   | 5 |
| SKABAR Tjasa, SLO.....     | 5 |
| 3. SKABAR Andraz, SLO..... | 4 |
| ABTS Isabelle, GER.....    | 4 |
| REINDERS Els, BEL.....     | 4 |
| 6. BROUX Guido, BEL.....   | 3 |
| ABU-OMAR Karim, GER.....   | 3 |
| 8. 19 tied at.....         | 2 |

### Hit by pitch

### Sac bunts

-----

### Sac flies

|                              |   |
|------------------------------|---|
| 1. CESPIVA Martin, CZE.....  | 2 |
| DAHER Konstantin, GER.....   | 2 |
| CAPELLAN Joan, AUT.....      | 2 |
| BROUKALOVA Ludmila, CZE....  | 2 |
| SKABAR Tjasa, SLO.....       | 2 |
| BAILEY NATALIE, GBR.....     | 2 |
| HARDINGER Gabriele, AUT..... | 2 |
| 8. 18 tied at.....           | 1 |

### Stolen bases

-----

### Total plate appearances

|                             |    |
|-----------------------------|----|
| 1. BRADY Ruth, IRL.....     | 25 |
| SKABAR Tjasa, SLO.....      | 25 |
| SKABAR Andraz, SLO.....     | 25 |
| 4. SHARP Cliodhna, IRL..... | 23 |
| GUNN DANNY, GBR.....        | 23 |
| MCCARTHY Ken, IRL.....      | 23 |
| MEYER Miriam, GER.....      | 23 |
| ABU-OMAR Karim, GER.....    | 23 |
| 9. 4 tied at.....           | 22 |

### At bats

|                             |    |
|-----------------------------|----|
| 1. GUNN DANNY, GBR.....     | 23 |
| BRADY Ruth, IRL.....        | 23 |
| SHARP Cliodhna, IRL.....    | 23 |
| 4. MCCARTHY Ken, IRL.....   | 22 |
| 5. MEYER Miriam, GER.....   | 21 |
| MERTLIK Tomas, CZE.....     | 21 |
| TROBEC Tina-Kristina, SLO.. | 21 |
| 8. 8 tied at.....           | 20 |

### Steal attempts

-----

### Strikeouts

|                                |   |
|--------------------------------|---|
| 1. LODEWIJCKX Jessie, BEL..... | 2 |
| JOLY Kevin, BEL.....           | 2 |
| SKABAR Andraz, SLO.....        | 2 |
| FEBRUARY Rasheeda, IRL.....    | 2 |
| HEINZE Franziska, GER.....     | 2 |
| KOLACEK Josef, PAS.....        | 2 |
| 7. 25 tied at.....             | 1 |

### Caught stealing

-----

### Grounded into DP

|                                |   |
|--------------------------------|---|
| 1. KALINOVA Kristyna, PAS..... | 2 |
| PATLICOVA Klara, PAS.....      | 2 |
| ONDRACKOVA Marketa, CZE....    | 2 |
| LODEWIJCKX Evie, BEL.....      | 2 |
| 5. 18 tied at.....             | 1 |



# European Cup Coed Slowpitch

Pardubice (Czech Republic) - July 31<sup>st</sup> / August 4<sup>th</sup>, 2012



## Earned run avg

|                                |       |
|--------------------------------|-------|
| 1. LEE DAVID, GBR.....         | 1.69  |
| 2. MCCARTHY Ken, IRL.....      | 2.50  |
| 3. MRAVLJE Ales, SLO.....      | 4.42  |
| 4. MITTERHUMER Stefan, AUT.... | 4.81  |
| 5. ABU-OMAR Karim, GER.....    | 5.19  |
| 6. KOSTANJEVEC Hinko F, SLO... | 5.95  |
| 7. CESPIVA Martin, CZE.....    | 7.82  |
| 8. GUTVIRT Petr, PAS.....      | 10.15 |
| 9. RAMBOUSEK Tomas, PAS.....   | 10.15 |
| 10. AUSTIN John, IRL.....      | 10.71 |

## Batters struck out

|                              |   |
|------------------------------|---|
| 1. ABU-OMAR Karim, GER.....  | 7 |
| 2. RAMBOUSEK Tomas, PAS..... | 6 |
| 3. GUTVIRT Petr, PAS.....    | 5 |
| 4. CESPIVA Martin, CZE.....  | 4 |
| 5. DORMER SENAN, GBR.....    | 3 |
| 6. WARD Derek, IRL.....      | 2 |
| LEE DAVID, GBR.....          | 2 |
| BROUX Guido, BEL.....        | 2 |
| 9. 6 tied at.....            | 1 |

## Saves

|                           |   |
|---------------------------|---|
| 1. DORMER SENAN, GBR..... | 1 |
| MRAVLJE Ales, SLO.....    | 1 |

## Games finished

|                             |   |
|-----------------------------|---|
| 1. LEE DAVID, GBR.....      | 2 |
| 2. VOJACEK Michal, CZE..... | 1 |
| O'SULLIVAN MICHAEL, GBR.... | 1 |
| KUCERKA Ondrej, CZE.....    | 1 |
| WARD Derek, IRL.....        | 1 |
| DORMER SENAN, GBR.....      | 1 |
| MRAVLJE Ales, SLO.....      | 1 |
| MITTERHUMER Stefan, AUT.... | 1 |

## Sac flies allowed

|                                |   |
|--------------------------------|---|
| 1. GUTVIRT Petr, PAS.....      | 7 |
| 2. BROUX Guido, BEL.....       | 4 |
| 3. MITTERHUMER Stefan, AUT.... | 3 |
| MCCARTHY Ken, IRL.....         | 3 |
| 5. ABU-OMAR Karim, GER.....    | 2 |
| MRAVLJE Ales, SLO.....         | 2 |
| RAMBOUSEK Tomas, PAS.....      | 2 |
| TRAWOGER Roland, AUT.....      | 2 |
| AUSTIN John, IRL.....          | 2 |
| 10.5 tied at.....              | 1 |

## Intentional BB allowed

|                          |   |
|--------------------------|---|
| 1. AUSTIN John, IRL..... | 1 |
|--------------------------|---|

## Earned runs allowed

|                                |    |
|--------------------------------|----|
| 1. LEE DAVID, GBR.....         | 5  |
| MCCARTHY Ken, IRL.....         | 5  |
| 3. MRAVLJE Ales, SLO.....      | 12 |
| 4. KOSTANJEVEC Hinko F, SLO... | 17 |
| 5. MITTERHUMER Stefan, AUT.... | 19 |
| 6. ABU-OMAR Karim, GER.....    | 23 |
| 7. AUSTIN John, IRL.....       | 26 |
| 8. GUTVIRT Petr, PAS.....      | 29 |
| RAMBOUSEK Tomas, PAS.....      | 29 |
| 10. CESPIVA Martin, CZE.....   | 38 |

## Triples allowed

|                                |   |
|--------------------------------|---|
| 1. KOSTANJEVEC Hinko F, SLO... | 0 |
| LEE DAVID, GBR.....            | 0 |
| MCCARTHY Ken, IRL.....         | 0 |
| 4. MRAVLJE Ales, SLO.....      | 1 |
| 5. RAMBOUSEK Tomas, PAS.....   | 2 |
| BROUX Guido, BEL.....          | 2 |
| 7. CESPIVA Martin, CZE.....    | 3 |
| MITTERHUMER Stefan, AUT....    | 3 |
| GUTVIRT Petr, PAS.....         | 3 |
| 10. AUSTIN John, IRL.....      | 4 |

## Opposing bat avg

|                                |      |
|--------------------------------|------|
| 1. MCCARTHY Ken, IRL.....      | .290 |
| 2. LEE DAVID, GBR.....         | .300 |
| 3. KOSTANJEVEC Hinko F, SLO... | .305 |
| 4. MRAVLJE Ales, SLO.....      | .321 |
| 5. CESPIVA Martin, CZE.....    | .331 |
| 6. MITTERHUMER Stefan, AUT.... | .338 |
| 7. ABU-OMAR Karim, GER.....    | .352 |
| 8. RAMBOUSEK Tomas, PAS.....   | .408 |
| 9. GUTVIRT Petr, PAS.....      | .434 |
| 10. AUSTIN John, IRL.....      | .448 |

## Batters SO out looking

|                           |   |
|---------------------------|---|
| 1. DORMER SENAN, GBR..... | 1 |
| CESPIVA Martin, CZE.....  | 1 |

## Appearances

|                                |   |
|--------------------------------|---|
| 1. CESPIVA Martin, CZE.....    | 6 |
| 2. MITTERHUMER Stefan, AUT.... | 5 |
| ABU-OMAR Karim, GER.....       | 5 |
| LEE DAVID, GBR.....            | 5 |
| 5. KOSTANJEVEC Hinko F, SLO... | 4 |
| DORMER SENAN, GBR.....         | 4 |
| 7. 5 tied at.....              | 3 |

## Games in relief

|                                |   |
|--------------------------------|---|
| 1. VOJACEK Michal, CZE.....    | 2 |
| LEE DAVID, GBR.....            | 2 |
| 3. MITTERHUMER Stefan, AUT.... | 1 |
| MRAVLJE Ales, SLO.....         | 1 |
| DORMER SENAN, GBR.....         | 1 |
| WARD Derek, IRL.....           | 1 |
| O'SULLIVAN MICHAEL, GBR....    | 1 |
| KUCERKA Ondrej, CZE.....       | 1 |

## Losses

|                             |   |
|-----------------------------|---|
| 1. BROUX Guido, BEL.....    | 3 |
| CESPIVA Martin, CZE.....    | 3 |
| AUSTIN John, IRL.....       | 3 |
| 4. ABU-OMAR Karim, GER..... | 2 |
| GUTVIRT Petr, PAS.....      | 2 |
| JOLY Luc, BEL.....          | 2 |
| RAMBOUSEK Tomas, PAS.....   | 2 |
| TRAWOGER Roland, AUT.....   | 2 |
| 9. 5 tied at.....           | 1 |

## Hits allowed

|                                |    |
|--------------------------------|----|
| 1. MCCARTHY Ken, IRL.....      | 18 |
| 2. MRAVLJE Ales, SLO.....      | 26 |
| 3. LEE DAVID, GBR.....         | 27 |
| 4. KOSTANJEVEC Hinko F, SLO... | 29 |
| 5. RAMBOUSEK Tomas, PAS.....   | 42 |
| 6. AUSTIN John, IRL.....       | 43 |
| 7. MITTERHUMER Stefan, AUT.... | 48 |
| 8. GUTVIRT Petr, PAS.....      | 49 |
| 9. BROUX Guido, BEL.....       | 52 |
| 10. CESPIVA Martin, CZE.....   | 53 |

## Walks allowed

|                                |    |
|--------------------------------|----|
| 1. MRAVLJE Ales, SLO.....      | 0  |
| LEE DAVID, GBR.....            | 0  |
| MCCARTHY Ken, IRL.....         | 0  |
| 4. AUSTIN John, IRL.....       | 1  |
| 5. MITTERHUMER Stefan, AUT.... | 2  |
| 6. GUTVIRT Petr, PAS.....      | 3  |
| ABU-OMAR Karim, GER.....       | 3  |
| 8. RAMBOUSEK Tomas, PAS.....   | 7  |
| 9. KOSTANJEVEC Hinko F, SLO... | 10 |
| 10. BROUX Guido, BEL.....      | 12 |

## Home runs allowed

|                                |   |
|--------------------------------|---|
| 1. MITTERHUMER Stefan, AUT.... | 0 |
| LEE DAVID, GBR.....            | 0 |
| MCCARTHY Ken, IRL.....         | 0 |
| 4. KOSTANJEVEC Hinko F, SLO... | 1 |
| RAMBOUSEK Tomas, PAS.....      | 1 |
| MRAVLJE Ales, SLO.....         | 1 |
| GUTVIRT Petr, PAS.....         | 1 |
| CESPIVA Martin, CZE.....       | 1 |
| 9. ABU-OMAR Karim, GER.....    | 2 |
| AUSTIN John, IRL.....          | 2 |

## Innings pitched

|                                |      |
|--------------------------------|------|
| 1. CESPIVA Martin, CZE.....    | 34.0 |
| 2. ABU-OMAR Karim, GER.....    | 31.0 |
| 3. MITTERHUMER Stefan, AUT.... | 27.2 |
| 4. LEE DAVID, GBR.....         | 20.2 |
| 5. KOSTANJEVEC Hinko F, SLO... | 20.0 |
| RAMBOUSEK Tomas, PAS.....      | 20.0 |
| GUTVIRT Petr, PAS.....         | 20.0 |
| 8. MRAVLJE Ales, SLO.....      | 19.0 |
| 9. BROUX Guido, BEL.....       | 17.1 |
| 10. AUSTIN John, IRL.....      | 17.0 |

## Wins

|                             |   |
|-----------------------------|---|
| 1. LEE DAVID, GBR.....      | 3 |
| KOSTANJEVEC Hinko F, SLO... | 3 |
| MITTERHUMER Stefan, AUT.... | 3 |
| ABU-OMAR Karim, GER.....    | 3 |
| CESPIVA Martin, CZE.....    | 3 |
| 6. MRAVLJE Ales, SLO.....   | 2 |
| DORMER SENAN, GBR.....      | 2 |
| 8. 5 tied at.....           | 1 |

## Games started

|                                |   |
|--------------------------------|---|
| 1. CESPIVA Martin, CZE.....    | 6 |
| 2. ABU-OMAR Karim, GER.....    | 5 |
| 3. MITTERHUMER Stefan, AUT.... | 4 |
| KOSTANJEVEC Hinko F, SLO...    | 4 |
| 5. BROUX Guido, BEL.....       | 3 |
| GUTVIRT Petr, PAS.....         | 3 |
| RAMBOUSEK Tomas, PAS.....      | 3 |
| DORMER SENAN, GBR.....         | 3 |
| LEE DAVID, GBR.....            | 3 |
| AUSTIN John, IRL.....          | 3 |

## Sac bunts allowed

|       |       |
|-------|-------|
| ----- | ----- |
|-------|-------|

## Runners picked off

|       |       |
|-------|-------|
| ----- | ----- |
|-------|-------|

## Runs allowed

|                                |    |
|--------------------------------|----|
| 1. MCCARTHY Ken, IRL.....      | 7  |
| LEE DAVID, GBR.....            | 7  |
| 3. MRAVLJE Ales, SLO.....      | 16 |
| 4. KOSTANJEVEC Hinko F, SLO... | 23 |
| 5. MITTERHUMER Stefan, AUT.... | 26 |
| 6. AUSTIN John, IRL.....       | 28 |
| 7. GUTVIRT Petr, PAS.....      | 32 |
| RAMBOUSEK Tomas, PAS.....      | 32 |
| 9. ABU-OMAR Karim, GER.....    | 34 |
| 10. CESPIVA Martin, CZE.....   | 44 |

## Doubles allowed

|                                |   |
|--------------------------------|---|
| 1. KOSTANJEVEC Hinko F, SLO... | 0 |
| LEE DAVID, GBR.....            | 0 |
| 3. MCCARTHY Ken, IRL.....      | 1 |
| 4. RAMBOUSEK Tomas, PAS.....   | 4 |
| 5. MRAVLJE Ales, SLO.....      | 5 |
| ABU-OMAR Karim, GER.....       | 5 |
| 7. MITTERHUMER Stefan, AUT.... | 7 |
| 8. CESPIVA Martin, CZE.....    | 8 |
| GUTVIRT Petr, PAS.....         | 8 |
| 10. AUSTIN John, IRL.....      | 9 |



# European Cup Coed Slowpitch

Pardubice (Czech Republic) - July 31<sup>st</sup> / August 4<sup>th</sup>, 2012



#### Fielding pct

|                             |       |
|-----------------------------|-------|
| 1. MRAVLJE Ales, SLO.....   | 1.000 |
| SULCOVA MARKETA, GBR.....   | 1.000 |
| BROUKALOVA Ludmila, CZE.... | 1.000 |
| RAMBOUSKOVA Linda, PAS..... | 1.000 |
| BRADY Ruth, IRL.....        | 1.000 |
| GIBBENS BRETT, GBR.....     | 1.000 |
| KOPICOVA Dominika, CZE..... | 1.000 |
| MALKOVA Ivana, CZE.....     | 1.000 |
| MCCARTHY John, IRL.....     | 1.000 |
| HILGERS Jens, GER.....      | 1.000 |

#### Assists

|                              |    |
|------------------------------|----|
| 1. MACHIELS Bart, BEL.....   | 30 |
| 2. SCHMID Daniel, AUT.....   | 20 |
| VOJACEK Michal, CZE.....     | 20 |
| 4. GEOGHEGAN Frank, IRL..... | 17 |
| 5. ZERHUSEN Max, GER.....    | 16 |
| 6. GUNN DANNY, GBR.....      | 15 |
| WALTHER Wolfgang, GER.....   | 15 |
| 8. SKABAR Andraz, SLO.....   | 14 |
| MRAVLJE Ales, SLO.....       | 14 |
| 10.MCCARTHY Ken, IRL.....    | 12 |

#### Caught stealing by

-----

#### Chances

|                                |    |
|--------------------------------|----|
| 1. MACHIELS Bart, BEL.....     | 49 |
| 2. GEOGHEGAN Frank, IRL.....   | 39 |
| 3. REINDERS Els, BEL.....      | 38 |
| VOJACEK Michal, CZE.....       | 38 |
| 5. SCHMID Daniel, AUT.....     | 37 |
| 6. TROBEC Tina-Kristina, SLO.. | 36 |
| 7. SKABAR Andraz, SLO.....     | 35 |
| 8. MCCARTHY Ken, IRL.....      | 34 |
| 9. HARDINGER Gabriele, AUT.... | 31 |
| 10.SCHMIDT Stefan, AUT.....    | 30 |

#### Fielding double plays

|                                |   |
|--------------------------------|---|
| 1. VOJACEK Michal, CZE.....    | 6 |
| 2. TROBEC Tina-Kristina, SLO.. | 5 |
| GEOGHEGAN Frank, IRL.....      | 5 |
| SKABAR Andraz, SLO.....        | 5 |
| 5. WALTHER Wolfgang, GER.....  | 4 |
| ZERHUSEN Max, GER.....         | 4 |
| WARD Carl, IRL.....            | 4 |
| MEYER Miriam, GER.....         | 4 |
| 9. 6 tied at.....              | 3 |

#### Errors

|                             |   |
|-----------------------------|---|
| 1. MACHIELS Bart, BEL.....  | 9 |
| 2. MEYER Miriam, GER.....   | 8 |
| HARDINGER Gabriele, AUT.... | 8 |
| 4. MÜLLER Patrick, GER..... | 7 |
| 5. RANIERE Kayte, BEL.....  | 6 |
| TRAWOGER Sara, AUT.....     | 6 |
| 7. 6 tied at.....           | 5 |

#### Putouts

|                                |    |
|--------------------------------|----|
| 1. TROBEC Tina-Kristina, SLO.. | 35 |
| 2. REINDERS Els, BEL.....      | 33 |
| 3. HARDINGER Gabriele, AUT.... | 23 |
| 4. MCCARTHY Ken, IRL.....      | 20 |
| 5. SULCOVA MARKETA, GBR.....   | 19 |
| SVANDOVA Jana, PAS.....        | 19 |
| 7. SCHMIDT Stefan, AUT.....    | 18 |
| BAUER Ziga, SLO.....           | 18 |
| GEOGHEGAN Frank, IRL.....      | 18 |
| MEYER Miriam, GER.....         | 18 |

#### Passed balls

-----



# European Cup Coed Slowpitch

Pardubice (Czech Republic) - July 31<sup>st</sup> / August 4<sup>th</sup>, 2012



## Technical Appointments

### Friday 3rd August

| Field   | Time  | Home Team      | Visitor Team  |
|---------|-------|----------------|---------------|
| Krtkova | 09:15 | Chromies (GBR) | Lisicke (SLO) |

Umpires: HP: DYTRT Karel 1B: HARNETT Dereck 3B: REX Ralf Jurgen  
Scorekeepers: GOLAN Radek HORALEK Jan RESL Ondrej  
T.C.: JENNINGS Mike

| Field   | Time  | Home Team             | Visitor Team          |
|---------|-------|-----------------------|-----------------------|
| Svitkov | 09:15 | Sunville Tigers (BEL) | Pasos Pardubice (CZE) |

Umpires: HP: ZEZLINA Tomo 1B: SOTERIU Tony 3B: SAUNDERS Pete  
Scorekeepers: RESL Ondrej MROVIEC Roman  
T.C.: JENNINGS Mike

| Field   | Time  | Home Team            | Visitor Team         |
|---------|-------|----------------------|----------------------|
| Krtkova | 11:00 | Dodder Dynamos (IRL) | Askoe Linz St. (AUT) |

Umpires: HP: MOON Christopher 1B: DYTRT Karel 3B: KOSNAR Jaroslav  
Scorekeepers: GOLAN Radek HORALEK Jan  
T.C.: JENNINGS Mike

| Field   | Time  | Home Team   | Visitor Team         |
|---------|-------|-------------|----------------------|
| Svitkov | 11:00 | DNAce (CZE) | Uce Travellers (GER) |

Umpires: HP: SAUNDERS Pete 1B: CLARKE James 3B: SOUCY Stephane  
Scorekeepers: RESL Ondrej MROVIEC Roman  
T.C.: JENNINGS Mike

| Field   | Time  | Home Team | Visitor Team |
|---------|-------|-----------|--------------|
| Krtkova | 12:45 | :: Y5 ::  | :: Y6 ::     |

Umpires: HP: SAUNDERS Pete 1B: CLARKE James 3B: SOUCY Stephane  
Scorekeepers: GOLAN Radek HORALEK Jan  
T.C.: JENNINGS Mike

| Field   | Time  | Home Team | Visitor Team |
|---------|-------|-----------|--------------|
| Krtkova | 14:30 | :: Y7 ::  | :: Y8 ::     |

Umpires: HP: SAUNDERS Pete 1B: CLARKE James 3B: SOUCY Stephane  
Scorekeepers: GOLAN Radek HORALEK Jan  
T.C.: JENNINGS Mike





# European Cup Coed Slowpitch

Pardubice (Czech Republic) - July 31<sup>st</sup> / August 4<sup>th</sup>, 2012



## Technical Appointments

| Field   | Time  | Home Team  | Visitor Team |
|---------|-------|------------|--------------|
| Krtkova | 16:15 | ::: Y3 ::: | ::: Y4 :::   |

Umpires:

Scorekeepers: RESL Ondrej  
T.C.: JENNINGS Mike

HORALEK Jan

| Field   | Time  | Home Team  | Visitor Team |
|---------|-------|------------|--------------|
| Krtkova | 18:00 | ::: Y1 ::: | ::: Y2 :::   |

Umpires:

Scorekeepers: GOLAN Radek  
T.C.: JENNINGS Mike

HORALEK Jan



# European Cup Coed Slowpitch

Pardubice (Czech Republic) - July 31<sup>st</sup> / August 4<sup>th</sup>, 2012



## Abbreviations

| HITTING  |                                      | FIELDING                    |   |
|----------|--------------------------------------|-----------------------------|---|
| 2B       | Doubles                              | A                           | Assists   |
| 3B       | Triples                              | C                           | Chances   |
| AB       | At bats                              | CI                          | Catcher's interference  |
| AVG      | Batting average                      | CSB                         | Caught stealing by (pitcher and catcher)                          |
| BB       | Base on balls                        | DPs                         | Double plays participated in                                      |
| GPD      | Grounded into double plays           | E                           | Errors  |
| GP / GS  | Games played / Games started         | FLD%                        | Fielding percentage   |
| H        | Base hits                            | PB                          | Passed balls (catcher)  |
| HBP      | Hit by pitch                         | PO                          | Putouts   |
| HR       | Home runs                            | SBA                         | Stolen bases allowed (pitcher and catcher)                        |
| IBB      | Intentional base on balls            | SBA%                        | Stolen bases against percentage (pitcher and catcher)             |
| OB%      | On base percentage                   |                             |   |
| R        | Runs scored                          |                             |   |
| RBI      | Runs batted in                       |                             |   |
| SB / ATT | Stolen bases / Stolen bases attempts |                             |   |
| SF       | Sacrifice flies                      |                             |   |
| SH       | Sacrifice hits                       |                             |   |
| SLG%     | Slugging percentage                  |                             |   |
| SO       | Strikeouts                           |                             |   |
| TB       | Total bases                          |                             |   |
| PITCHING |                                      | ANALYSIS STATISTICS         |   |
| 2B       | Doubles allowed                      | vs Left                     | Avg against left-handed pitchers                                  |
| 3B       | Triples allowed                      | vs Right                    | Avg against right-handed pitchers                                 |
| AB       | At bats                              | rch by leadoff              | Avg when leading off an inning                                    |
| APP / GS | Appearances / Game starts            | with 2 outs                 | Avg when batting with 2 outs                                      |
| B/Avg    | Opponent batting average             | w/runners on                | Avg when batting with runners on base                             |
| BB       | Base on balls allowed                | w/bases empty               | Avg when batting with bases empty                                 |
| BF       | Batters faced                        | RBI ops                     | Avg when batting with runners on 2nd or 3rd base                  |
| IBB      | Intentional base on balls allowed    | Gnd out                     | Number of ground outs (includes SACs, but not errors)             |
| BK       | Balk                                 | Fly out                     | Number of fly outs (includes SFs, but not errors)                 |
| CG       | Complete games                       | Fly / Gnd                   | Fly outs to ground outs ratio                                     |
| ER       | Earned runs allowed                  | pinch hitting               | Avg as pinch hitter   |
| ERA      | Earned run average                   | with runners in scoring pos | Avg when batting with runners in scoring positions                |
| FO       | Fly outs                             | w/rnr on 3rd and LT 2 outs  | Avg when batting with runner on third base and less than 2 outs   |
| GO       | Ground outs                          | with 2 outs                 | Avg when batting with 2 outs                                      |
| H        | Hits allowed                         | 2 out rbi                   | Runs batted in with 2 outs  |
| HBP      | Hit by pitch                         | success advancing rnr       | Success advancing runners   |
| HR       | Home runs allowed                    | #rnr adv w/out              | Number of times batter made an out and advanced at least 1 runner |
| IP       | Innings played                       | rnr                         | Number of runners left on base by last batter of inning           |
| R        | Runs allowed                         | rch err                     | Reach first base on error   |
| SFA      | Sacrifice flies allowed              | rch fc                      | Reach first base on fielder's choice                              |
| SHA      | Sacrifice hits allowed               | kl                          | Strikeouts look   |
| SHO/CHO  | Shutouts / Combination shutouts      |                             |   |
| SO       | Strikeouts                           |                             |   |
| SV       | Saves                                |                             |   |
| W/L      | Wins/Losses                          |                             |   |
| WP       | Wild pitches                         |                             |   |