



# European Cup Women B

Ostrava (Czech Republic) - August 20<sup>th</sup> / 25<sup>th</sup>, 2012



## Daily Report 6

24<sup>th</sup> August 2012



# European Cup Women B

Ostrava (Czech Republic) - August 20<sup>th</sup> / 25<sup>th</sup>, 2012



## Schedule

Game	At time	Field	Group	Home team	Visiting team	Final Score	Inn
<b>Monday 20th August</b>							
1	10:00	Ostrava 2	A	Trnava (SVK)	Princ (CRO)	7 - 0	5
2	12:30	Ostrava 1	B	Eagles (SUI)	Ladonas (GRE)	7 - 0	5
3	12:30	Ostrava 2	A	London Angels (GBR)	Szostka Brzeg (POL)	8 - 1	6
4	15:00	Ostrava 1	B	United (DEN)	Les Comanches (FRA)	5 - 2	
5	15:00	Ostrava 2	A	Skovde (SWE)	Trnava (SVK)	7 - 0	5
6	18:00	Ostrava 1	B	Ostrava (CZE)	Ladonas (GRE)	16 - 1	3
<b>Tuesday 21st August</b>							
7	10:00	Ostrava 1	A	Skovde (SWE)	London Angels (GBR)	4 - 2	
8	10:00	Ostrava 2	A	Trnava (SVK)	Szostka Brzeg (POL)	16 - 13	
9	12:30	Ostrava 1	B	Ostrava (CZE)	Eagles (SUI)	1 - 7	
10	14:30	Ostrava 2	B	Ladonas (GRE)	United (DEN)	0 - 2	
11	15:00	Ostrava 1	A	Princ (CRO)	London Angels (GBR)	3 - 7	
12	17:00	Ostrava 2	A	Szostka Brzeg (POL)	Skovde (SWE)	0 - 10	4
13	18:00	Ostrava 1	B	Les Comanches (FRA)	Ostrava (CZE)	10 - 3	5
<b>Wednesday 22nd August</b>							
14	10:00	Ostrava 1	B	Ladonas (GRE)	Les Comanches (FRA)	0 - 5	
15	10:00	Ostrava 2	A	Princ (CRO)	Skovde (SWE)	4 - 6	
16	12:00	Ostrava 1	B	Eagles (SUI)	United (DEN)	9 - 1	5
17	12:30	Ostrava 2	A	London Angels (GBR)	Trnava (SVK)	6 - 1	
18	15:30	Ostrava 1	A	Szostka Brzeg (POL)	Princ (CRO)	0 - 9	6
19	17:30	Ostrava 2	B	Les Comanches (FRA)	Eagles (SUI)	5 - 2	
<b>Thursday 23rd August</b>							
20	08:30	Ostrava 1	B	United (DEN)	Ostrava (CZE)	3 - 4	9
21	09:30	Ostrava 1	C	Eagles (SUI)	Trnava (SVK)	4 - 1	
22	09:30	Ostrava 2	C	Ostrava (CZE)	London Angels (GBR)	6 - 5	
23	12:00	Ostrava 1	D	Szostka Brzeg (POL)	Ladonas (GRE)	1 - 5	
24	12:00	Ostrava 2	D	Princ (CRO)	United (DEN)	4 - 5	
25	14:30	Ostrava 1	C	Les Comanches (FRA)	London Angels (GBR)	6 - 7	
26	14:30	Ostrava 2	C	Eagles (SUI)	Skovde (SWE)	3 - 7	
27	17:00	Ostrava 2	C	Trnava (SVK)	Ostrava (CZE)	4 - 5	
28	18:00	Ostrava 1	C	Skovde (SWE)	Les Comanches (FRA)	1 - 10	
<b>Friday 24th August</b>							
29	10:00	Ostrava 1	C	Skovde (SWE)	Ostrava (CZE)	6 - 2	
30	10:00	Ostrava 2	C	Les Comanches (FRA)	Trnava (SVK)	6 - 5	
31	12:30	Ostrava 1	C	London Angels (GBR)	Eagles (SUI)	9 - 3	
32	12:30	Ostrava 2	D	Ladonas (GRE)	Princ (CRO)	6 - 5	
33	15:00	Ostrava 2	D	United (DEN)	Szostka Brzeg (POL)	0 - 1	
34	16:00	Ostrava 1	P	London Angels (GBR)	Eagles (SUI)	1 - 2	
35	18:30	Ostrava 1	P	Skovde (SWE)	Les Comanches (FRA)	-	



# European Cup Women B






Ostrava (Czech Republic) - August 20<sup>th</sup> / 25<sup>th</sup>, 2012








## Saturday 25th August

36	11:00	Ostrava 1	P	Les Comanches (FRA)  -  Eagles (SUI)	-
37	17:00	Ostrava 1	P	Skovde (SWE)  -  :: WINNER 36 ::	-

### Standing Pool A

Pos	Team	GP	WO	LO	AVG	GB
1	 Skovde (SWE)	4	4	0	<b>1000</b>	0
2	 London Angels (GBR)	4	3	1	<b>750</b>	1
3	 Trnava (SVK)	4	2	2	<b>500</b>	2
4	 Princ (CRO)	4	1	3	<b>250</b>	3
5	 Szostka Brzeg (POL)	4	0	4	<b>0</b>	4


### Standing Pool B

Pos	Team	GP	WO	LO	AVG	GB
1	 Eagles (SUI)	4	3	1	<b>750</b>	0
2	 Les Comanches (FRA)	4	3	1	<b>750</b>	0
3	 Ostrava (CZE)	4	2	2	<b>500</b>	1
4	 United (DEN)	4	2	2	<b>500</b>	1
5	 Ladonas (GRE)	4	0	4	<b>0</b>	3

### Standing Pool C (1 - 6)

Pos	Team	GP	WO	LO	AVG	GB
1	 Les Comanches (FRA)	5	4	1	<b>800</b>	0
2	 Skovde (SWE)	5	4	1	<b>800</b>	0
3	 London Angels (GBR)	5	3	2	<b>600</b>	1
4	 Eagles (SUI)	5	2	3	<b>400</b>	2
5	 Ostrava (CZE)	5	2	3	<b>400</b>	2
6	 Trnava (SVK)	5	0	5	<b>0</b>	4

### Standing Pool D (7 - 10)

Pos	Team	GP	WO	LO	AVG	GB
1	 Ladonas (GRE)	3	2	1	<b>667</b>	0
2	 United (DEN)	3	2	1	<b>667</b>	0
3	 Princ (CRO)	3	1	2	<b>333</b>	1
4	 Szostka Brzeg (POL)	3	1	2	<b>333</b>	1

The teams tied are in alphabetical order



# European Cup Women B

Ostrava (Czech Republic) - August 20<sup>th</sup> / 25<sup>th</sup>, 2012



## Game Summary 29



### Skovde (SWE) – Ostrava (CZE)



SKOVDE SAINTS BSK 6, ARROWS OSTRAVA 2 (Aug 24, 2012 at Ostrava)

```

-----
ARROWS OSTRAVA..... 001 100 0 - 2 2 1      (2-4)
SKOVDE SAINTS BSK... 400 110 X - 6 12 2     (4-1)
-----

```

European Cup Women B 2012  
SKOVDE SAINTS BSK 6 (4-1), ARROWS OSTRAVA 2 (2-4) - Composite Box Score  
Aug 24, 2012 at Ostrava (Arrows 1)

#### ARROWS OSTRAVA 2 (2-4)

Player	AB	R	H	BI	2B	3B	HR	BB	SB	CS	HP	SH	SF	SO	IBB	KL	GDP	PO	A	E
VITKOVA ss	2	0	0	0	0	0	0	0	0	0	0	1	0	1	0	0	0	1	2	0
MIKESKOVA p/1b	3	0	0	0	0	0	0	0	0	0	0	0	0	2	0	0	0	5	1	0
KASAJIKOVA c	3	0	0	0	0	0	0	0	0	0	0	0	0	2	0	0	0	2	0	0
KOLAROVA c	0	0	0	0	0	0	0	0	0	0	0	0	0	0	0	0	0	1	0	0
PJONTKOVA dp	3	1	0	0	0	0	0	2	0	0	0	0	0	2	0	0	0	0	0	0
GRZESZAK 2b	2	0	0	0	0	0	0	0	0	0	0	1	0	0	0	0	0	2	2	1
RYNIAK lf	2	0	0	0	0	0	0	1	1	0	0	0	0	0	0	0	0	0	0	0
STABRAWA cf	3	1	1	0	0	0	0	2	0	0	0	0	0	2	0	0	0	0	0	0
TESLIKOVA rf	1	0	0	0	0	0	0	0	0	0	0	0	0	1	0	0	0	0	0	0
SINDLEROVA rf	2	0	0	0	0	0	0	0	0	0	0	0	0	1	0	0	0	0	0	0
BELUNKOVA 3b/p	2	0	1	0	0	0	0	0	0	0	0	0	0	1	0	0	0	1	3	0
NEMCOVA 3b	0	0	0	0	0	0	0	0	0	0	0	0	0	0	0	0	0	0	0	0
DAVIDOVA 1b/3b	0	0	0	0	0	0	0	0	0	0	0	0	0	0	0	0	0	6	3	0
Totals.....	23	2	2	0	0	0	0	1	5	0	0	2	0	12	0	0	0	18	11	1

#### SKOVDE SAINTS BSK 6 (4-1)

Player	AB	R	H	BI	2B	3B	HR	BB	SB	CS	HP	SH	SF	SO	IBB	KL	GDP	PO	A	E
GALLAGHER ss	4	2	4	1	0	0	0	0	3	0	0	0	0	0	0	0	0	0	0	1
BERGSTROMMAR cf	4	0	0	0	0	0	0	0	0	0	0	0	0	0	0	0	0	0	0	0
MOHLEN 3b	4	1	2	0	1	0	0	0	1	0	0	0	0	0	0	0	0	2	1	0
GRANATH c	4	1	3	1	0	0	0	0	1	0	0	0	0	0	0	0	0	8	4	0
STENSRUD rf	2	0	0	0	0	0	0	0	0	0	0	0	0	0	0	0	0	0	0	0
ROBINSSON ph/rf	2	0	0	0	0	0	0	0	0	0	0	0	0	0	0	0	0	1	0	0
BROWN p	3	2	1	1	1	0	0	1	0	0	0	0	0	0	0	0	0	0	1	0
JONSSON 1b	3	0	2	3	1	0	0	1	0	0	0	0	0	0	0	0	0	6	2	0
BERGSTROMMAL 2b	3	0	0	0	0	0	0	0	0	0	0	0	0	0	0	0	0	3	0	1
LINDVALL lf	3	0	0	0	0	0	0	0	0	0	0	0	0	0	0	0	0	1	0	0
Totals.....	32	6	12	6	3	0	0	2	5	0	0	0	0	0	0	0	0	21	8	2

ARROWS OSTRAVA	IP	H	R	ER	BB	SO	WP	HB	BK	IBB	SH	SF	CI	2B	3B	HR	AB	BF	FO	GO
MIKESKOVA L,0-1	4.0	8	5	5	1	0	1	0	0	0	0	0	0	1	0	0	22	23	5	7
BELUNKOVA	1.0	2	1	1	1	0	0	0	0	0	0	0	0	1	0	0	5	6	0	3
DAVIDOVA	1.0	2	0	0	0	0	0	0	0	0	0	0	0	1	0	0	5	5	0	3

SKOVDE SAINTS BSK	IP	H	R	ER	BB	SO	WP	HB	BK	IBB	SH	SF	CI	2B	3B	HR	AB	BF	FO	GO
BROWN W,1-0	7.0	2	2	0	1	12	0	0	0	0	2	0	0	0	0	0	23	26	5	4

Umpires - HP: Dario Fior 1B: Alen Magdalenic 3B: Gerrit-Jan v/d Hoeve  
Scorers: PALKOVICOVA Vendula; KUCKOVA Romana  
TC: STADHOUDERS Carolien

Start: 10:00 Time: 1:38 Attendance: 20

Game notes:



# European Cup Women B

Ostrava (Czech Republic) - August 20<sup>th</sup> / 25<sup>th</sup>, 2012



## Game Summary 30



### Les Comanches (FRA) – Trnava (SVK)



LES COMANCHES 6, TRNAVA PANTHERS 5 (Aug 24, 2012 at Ostrava)

```

-----
TRNAVA PANTHERS..... 000 500 0 - 5 8 4      (0-5)
LES COMANCHES..... 201 001 2 - 6 11 2     (4-1)
-----

```

European Cup Women B 2012  
 LES COMANCHES 6 (4-1), TRNAVA PANTHERS 5 (0-5) - Composite Box Score  
 Aug 24, 2012 at Ostrava (Ostrava 1)

#### TRNAVA PANTHERS 5 (0-5)

Player	AB	R	H	BI	2B	3B	HR	BB	SB	CS	HP	SH	SF	SO	IBB	KL	GDP	PO	A	E
BARTOVICOVA dp	4	1	2	2	1	0	0	0	1	0	0	0	0	0	0	0	0	0	0	0
CAMBALOVAM ss	3	0	1	1	0	0	0	1	0	1	0	0	0	0	0	0	0	1	2	1
PETRIKOVA c	4	0	1	0	1	0	0	0	0	0	0	0	0	2	0	0	0	2	0	0
PYTELOVA p	4	0	0	0	0	0	0	0	0	0	0	0	0	0	0	0	0	0	0	4
FERANCOVA p	0	0	0	0	0	0	0	0	0	1	0	0	0	0	0	0	0	0	0	0
MURINOVA cf	3	0	2	0	0	0	0	1	0	0	0	0	0	0	0	0	0	0	1	0
BIHARYOVA lb	2	1	0	0	0	0	0	0	0	0	1	0	0	0	0	0	0	0	6	0
HORVATHOVA lf	3	1	1	0	0	0	0	0	0	0	0	0	0	0	0	0	0	1	0	0
CAMBALOVAL rf	3	1	0	0	0	0	0	0	0	0	0	0	0	1	0	0	0	1	0	0
ZAPALACOVA rf	0	0	0	0	0	0	0	0	0	0	0	0	0	0	0	0	0	0	0	0
KOST'ALOVA 2b	3	1	1	2	1	0	0	0	0	0	0	0	0	0	0	0	0	7	1	0
GUNISOVA 3b	0	0	0	0	0	0	0	0	0	0	0	0	0	0	0	0	0	2	4	3
Totals.....	29	5	8	5	3	0	0	2	1	2	1	0	0	3	0	0	0	20	12	4

#### LES COMANCHES 6 (4-1)

Player	AB	R	H	BI	2B	3B	HR	BB	SB	CS	HP	SH	SF	SO	IBB	KL	GDP	PO	A	E
HUNTER cf/ss	4	2	2	0	1	0	0	0	0	0	0	0	0	0	0	0	0	1	1	0
LEMAIRE 3b	3	0	0	0	0	0	0	0	0	0	0	1	0	0	0	0	0	1	0	0
LASSAIGNE rf/p	3	2	2	1	2	0	0	1	0	0	0	0	0	1	0	1	0	0	0	0
GIBSON-JONES 2b	4	2	2	1	0	0	0	0	0	0	0	0	0	0	0	0	1	3	1	1
RIERA c	3	0	1	1	0	0	0	0	0	0	0	1	0	0	0	0	0	6	3	0
ZOUINESO lb	4	0	2	2	0	0	0	0	0	0	0	0	0	0	0	0	0	0	6	0
CAUCHI ss/cf	2	0	2	0	0	0	0	0	0	0	0	1	0	0	0	0	0	2	1	1
BONAUDO lf	3	0	0	0	0	0	0	0	0	0	0	0	0	0	0	0	0	1	0	0
GAERTNER p	1	0	0	0	0	0	0	0	0	0	0	0	0	0	0	0	0	0	2	0
DOMANICO rf	1	0	0	0	0	0	0	0	0	0	0	0	0	0	0	0	0	1	0	0
BEST pr/rf	1	0	0	0	0	0	0	0	0	0	0	0	0	1	0	0	0	0	0	0
Totals.....	29	6	11	5	3	0	0	1	0	0	0	3	0	2	0	1	1	21	8	2

TRNAVA PANTHERS	IP	H	R	ER	BB	SO	WP	HB	BK	IBB	SH	SF	CI	2B	3B	HR	AB	BF	FO	GO
PYTELOVA L,0-1	6.2	11	6	6	1	2	1	0	0	0	3	0	0	3	0	0	29	33	5	12
FERANCOVA	0.0	0	0	0	0	0	0	0	0	0	0	0	0	0	0	0	0	0	0	0

LES COMANCHES	IP	H	R	ER	BB	SO	WP	HB	BK	IBB	SH	SF	CI	2B	3B	HR	AB	BF	FO	GO
GAERTNER	3.1	4	4	3	2	1	0	1	0	0	0	0	0	2	0	0	15	18	4	5
LASSAIGNE W,1-0	3.2	4	1	1	0	2	1	0	0	0	0	0	0	1	0	0	14	14	5	2

Umpires - HP: UTZIG Beate 1B: HARKARIK Martin 3B: PETERSON Raymond  
 Start: 10:00 Time: 2:02 Attendance: 15

Weather: Sunny



# European Cup Women B

Ostrava (Czech Republic) - August 20<sup>th</sup> / 25<sup>th</sup>, 2012



## Game Summary 31



### London Angels (GBR) – Eagles (SUI)



LONDON ANGELS 9, LUCERNE EAGLES 3 (Aug 24, 2012 at Ostrava)

```

-----
LUCERNE EAGLES..... 100 002 0 - 3 6 1      (2-3)
LONDON ANGELS..... 031 104 X - 9 16 2      (3-2)
-----

```

European Cup Women B 2012  
LONDON ANGELS 9 (3-2), LUCERNE EAGLES 3 (2-3) - Composite Box Score  
Aug 24, 2012 at Ostrava (Arrows 1)

#### LUCERNE EAGLES 3 (2-3)

Player	AB	R	H	BI	2B	3B	HR	BB	SB	CS	HP	SH	SF	SO	IBB	KL	GDP	PO	A	E
SIMITOVIC p	4	0	0	0	0	0	0	0	0	0	0	0	0	1	0	0	0	1	1	0
NOVAK cf	4	1	2	0	0	0	0	0	0	0	0	0	0	1	0	0	0	2	0	0
GLOUKOFF 3b	2	0	0	0	0	0	0	1	0	0	0	0	0	0	0	0	0	4	5	0
CASPARIS ph	1	0	0	0	0	0	0	0	0	0	0	0	0	1	0	0	0	0	0	0
REYLAND lf	2	0	1	1	0	0	0	0	1	0	0	0	0	0	0	0	0	1	0	0
GERSTER rf	1	0	0	0	0	0	0	0	0	0	0	0	0	0	0	0	0	0	0	0
ROLLI 1b	2	0	0	0	0	0	0	0	0	0	0	0	0	1	0	1	0	5	0	0
BUEHLMANN ph	0	1	0	0	0	0	0	1	0	0	0	0	0	0	0	0	0	0	0	0
BAUMGARTER 2b	3	1	1	0	0	0	0	0	0	0	0	0	0	0	0	0	0	0	0	0
SULLIVAN rf/lf	3	0	0	1	0	0	0	0	0	0	0	0	0	0	0	0	0	1	0	0
ROBINSON c	3	0	2	1	0	0	0	0	0	0	0	0	0	0	0	0	0	2	0	0
WINKLER ss	3	0	0	0	0	0	0	0	0	0	0	0	0	0	0	0	0	2	0	1
Totals.....	28	3	6	3	0	0	0	2	1	0	0	0	0	4	0	1	0	18	6	1

#### LONDON ANGELS 9 (3-2)

Player	AB	R	H	BI	2B	3B	HR	BB	SB	CS	HP	SH	SF	SO	IBB	KL	GDP	PO	A	E
JUHANT 3b	5	0	2	1	0	0	0	0	0	0	0	0	0	0	0	0	0	2	1	1
KESWICK ss	5	1	2	0	0	0	0	0	1	0	0	0	0	0	0	0	0	3	1	1
STILLSON c	5	1	2	0	0	0	0	0	0	0	0	0	0	0	0	0	0	4	0	0
MARSHALL 1b	3	2	3	2	1	0	0	1	0	0	0	0	0	0	0	0	0	9	0	0
HEADLEY-COOP cf	3	2	3	0	0	0	0	0	0	0	1	0	0	0	0	0	0	2	0	0
ZURSCHMITTEN lf	4	1	1	0	0	0	0	0	0	0	0	0	0	0	0	0	0	0	0	0
WHITLEY dp	4	0	1	1	0	0	0	0	0	0	0	0	0	0	0	0	0	0	0	0
TRAYKOVA rf	3	2	0	1	0	0	0	0	1	0	1	0	0	1	0	0	0	0	0	0
VAN DER HULS p	4	0	2	4	1	0	0	0	0	0	0	0	0	0	0	0	0	0	3	0
BORISOVA 2b	0	0	0	0	0	0	0	0	0	0	0	0	0	0	0	0	0	1	4	0
Totals.....	36	9	16	9	2	0	0	1	2	0	2	0	0	1	0	0	0	21	9	2

LUCERNE EAGLES IP H R ER BB SO WP HB BK IBB SH SF CI 2B 3B HR AB BF FO GO

SIMITOVIC L,0-1 6.0 16 9 9 1 1 1 2 0 0 0 0 0 2 0 0 36 39 8 9

LONDON ANGELS IP H R ER BB SO WP HB BK IBB SH SF CI 2B 3B HR AB BF FO GO

VAN DER HULS W,1-0 7.0 6 3 0 2 4 0 0 0 0 0 0 0 0 0 0 28 30 7 10

Umpires - HP: Robert Kovacevic 1B: Benjamin Milgrom 3B: Martin Harcarik

Scorers: SKOPCOVA Lucie; KUCKOVA Romana

TC: STADHOUDERS Carolien

Start: 12:30 Time: 1:51 Attendance: 30

Game notes:

Scorers: SKOPCOVA Lucie; KUCKOVA Romana

TC: STADHOUDERS Carolien



# European Cup Women B

Ostrava (Czech Republic) - August 20<sup>th</sup> / 25<sup>th</sup>, 2012



## Game Summary 32



Ladonas (GRE) – Princ (CRO)



LONDON ANGELS 9, LUCERNE EAGLES 3 (Aug 24, 2012 at Ostrava)

```

-----
LUCERNE EAGLES..... 100 002 0 - 3 6 1      (2-3)
LONDON ANGELS..... 031 104 X - 9 16 2     (3-2)
-----

```

European Cup Women B 2012  
LONDON ANGELS 9 (3-2), LUCERNE EAGLES 3 (2-3) - Composite Box Score  
Aug 24, 2012 at Ostrava (Arrows 1)

### LUCERNE EAGLES 3 (2-3)

Player	AB	R	H	BI	2B	3B	HR	BB	SB	CS	HP	SH	SF	SO	IBB	KL	GDP	PO	A	E
SIMITOVIC p	4	0	0	0	0	0	0	0	0	0	0	0	0	1	0	0	0	1	1	0
NOVAK cf	4	1	2	0	0	0	0	0	0	0	0	0	0	1	0	0	0	2	0	0
GLOUKOFF 3b	2	0	0	0	0	0	0	1	0	0	0	0	0	0	0	0	0	4	5	0
CASPARIS ph	1	0	0	0	0	0	0	0	0	0	0	0	0	1	0	0	0	0	0	0
REYLAND lf	2	0	1	1	0	0	0	0	1	0	0	0	0	0	0	0	0	1	0	0
GERSTER rf	1	0	0	0	0	0	0	0	0	0	0	0	0	0	0	0	0	0	0	0
ROLLI 1b	2	0	0	0	0	0	0	0	0	0	0	0	0	1	0	1	0	5	0	0
BUEHLMANN ph	0	1	0	0	0	0	0	1	0	0	0	0	0	0	0	0	0	0	0	0
BAUMGARTER 2b	3	1	1	0	0	0	0	0	0	0	0	0	0	0	0	0	0	0	0	0
SULLIVAN rf/lf	3	0	0	1	0	0	0	0	0	0	0	0	0	0	0	0	0	1	0	0
ROBINSON c	3	0	2	1	0	0	0	0	0	0	0	0	0	0	0	0	0	2	0	0
WINKLER ss	3	0	0	0	0	0	0	0	0	0	0	0	0	0	0	0	0	2	0	1
Totals.....	28	3	6	3	0	0	0	2	1	0	0	0	0	4	0	1	0	18	6	1

### LONDON ANGELS 9 (3-2)

Player	AB	R	H	BI	2B	3B	HR	BB	SB	CS	HP	SH	SF	SO	IBB	KL	GDP	PO	A	E
JUHANT 3b	5	0	2	1	0	0	0	0	0	0	0	0	0	0	0	0	0	2	1	1
KESWICK ss	5	1	2	0	0	0	0	0	1	0	0	0	0	0	0	0	0	3	1	1
STILLSON c	5	1	2	0	0	0	0	0	0	0	0	0	0	0	0	0	0	4	0	0
MARSHALL 1b	3	2	3	2	1	0	0	1	0	0	0	0	0	0	0	0	0	9	0	0
HEADLEY-COOP cf	3	2	3	0	0	0	0	0	0	0	1	0	0	0	0	0	0	2	0	0
ZURSCHMITTEN lf	4	1	1	0	0	0	0	0	0	0	0	0	0	0	0	0	0	0	0	0
WHITLEY dp	4	0	1	1	0	0	0	0	0	0	0	0	0	0	0	0	0	0	0	0
TRAYKOVA rf	3	2	0	1	0	0	0	0	1	0	1	0	0	1	0	0	0	0	0	0
VAN DER HULS p	4	0	2	4	1	0	0	0	0	0	0	0	0	0	0	0	0	0	3	0
BORISOVA 2b	0	0	0	0	0	0	0	0	0	0	0	0	0	0	0	0	0	1	4	0
Totals.....	36	9	16	9	2	0	0	1	2	0	2	0	0	1	0	0	0	21	9	2

LUCERNE EAGLES	IP	H	R	ER	BB	SO	WP	HB	BK	IBB	SH	SF	CI	2B	3B	HR	AB	BF	FO	GO
SIMITOVIC L,0-1	6.0	16	9	9	1	1	1	2	0	0	0	0	0	2	0	0	36	39	8	9

LONDON ANGELS	IP	H	R	ER	BB	SO	WP	HB	BK	IBB	SH	SF	CI	2B	3B	HR	AB	BF	FO	GO
VAN DER HULS W,1-0	7.0	6	3	0	2	4	0	0	0	0	0	0	0	0	0	0	28	30	7	10

Umpires - HP: Robert Kovacevic 1B: Benjamin Milgrom 3B: Martin Harcarik  
Scorers: SKOPCOVA Lucie; KUCKOVA Romana  
TC: STADHOUDERS Carolien

Start: 12:30 Time: 1:51 Attendance: 30

Game notes:



# European Cup Women B

Ostrava (Czech Republic) - August 20<sup>th</sup> / 25<sup>th</sup>, 2012



## Game Summary 33



United (DEN) – Szotska Brzeg (POL)



A.S. LADONAS 6, PRINC ZAGREB 5 (Aug 24, 2012 at Ostrava)

```

-----
PRINC ZAGREB..... 102 002 0 - 5 6 5      (1-2)
A.S. LADONAS..... 212 000 1 - 6 7 4      (2-1)
-----

```

European Cup Women B 2012  
A.S. LADONAS 6 (2-1), PRINC ZAGREB 5 (1-2) - Composite Box Score  
Aug 24, 2012 at Ostrava (Ostrava 2)

### PRINC ZAGREB 5 (1-2)

Player	AB	R	H	BI	2B	3B	HR	BB	SB	CS	HP	SH	SF	SO	IBB	KL	GDP	PO	A	E
HARAMINA ss/p	3	0	1	0	0	0	0	0	0	0	0	1	0	0	0	0	0	1	0	0
BRKIC 2b	4	1	1	0	0	0	0	0	0	0	0	0	0	1	0	0	0	0	2	0
KILLER c	3	3	3	1	0	0	1	0	0	0	0	0	0	0	0	0	0	0	6	0
CIZMIC POKRA 3b	2	1	0	0	0	0	0	1	0	0	0	0	0	0	0	0	0	1	1	3
ZUPANIC p/ss	2	0	0	0	0	0	0	0	0	0	1	0	2	0	1	0	1	0	1	3
KERANOVIC 1b	3	0	0	0	0	0	0	0	0	0	0	0	0	0	0	0	0	0	7	0
VALIDZIC rf/lf	3	0	0	0	0	0	0	0	0	0	0	0	0	1	0	0	0	1	1	0
LAMPE cf	3	0	1	0	0	0	0	0	0	0	0	0	0	0	0	0	0	1	0	0
MAVRICEVIC lf/rf	3	0	0	0	0	0	0	0	0	0	0	0	0	1	0	0	0	0	0	0
Totals.....	26	5	6	1	0	0	1	1	0	0	0	2	0	5	0	1	0	18	7	5

### A.S. LADONAS 6 (2-1)

Player	AB	R	H	BI	2B	3B	HR	BB	SB	CS	HP	SH	SF	SO	IBB	KL	GDP	PO	A	E
HUMERCA cf	4	2	0	0	0	0	0	1	0	0	0	0	0	0	0	0	0	2	0	0
CHATZIGEOROP 1b	5	2	1	0	0	0	0	0	0	0	0	0	0	0	0	0	0	8	0	1
HAVELKA c	2	0	2	1	0	0	0	1	0	0	1	1	0	0	0	0	0	6	0	1
KOUSOULOU p	2	0	1	1	0	0	0	3	0	0	0	0	0	0	1	0	0	0	2	0
PAGOULATOU lf	3	0	1	1	0	0	0	1	0	0	0	0	0	0	0	0	0	0	0	0
KALADOUKA ss	3	0	0	0	0	0	0	0	0	0	1	0	0	1	0	0	0	1	3	1
ANTONAKI 2b	4	0	0	0	0	0	0	0	0	0	0	0	0	2	0	1	0	2	0	0
GOLICNIK 3b	3	1	1	0	0	0	0	1	0	0	0	0	0	0	0	0	0	2	1	1
PADOVA rf/ph	2	0	1	0	0	0	0	1	0	0	0	0	0	1	0	1	0	0	0	0
LIOSI pr/rf	1	1	0	0	0	0	0	0	0	0	0	0	0	1	0	0	0	0	0	0
Totals.....	29	6	7	3	0	0	0	8	0	0	2	1	0	5	1	2	0	21	6	4

PRINC ZAGREB	IP	H	R	ER	BB	SO	WP	HB	BK	IBB	SH	SF	CI	2B	3B	HR	AB	BF	FO	GO
ZUPANIC	1.2	1	3	1	4	1	0	2	0	0	1	0	0	0	0	0	7	14	2	1
HARAMINA L,0-1	4.1	6	3	1	4	4	2	0	0	1	0	0	0	0	0	0	22	26	3	6

A.S. LADONAS	IP	H	R	ER	BB	SO	WP	HB	BK	IBB	SH	SF	CI	2B	3B	HR	AB	BF	FO	GO
KOUSOULOU W,1-0	7.0	6	5	1	1	5	0	0	0	0	2	0	0	0	0	1	26	29	7	8

Umpires - HP: KASPERCIK Pavel 1B: SANDHU Jes 3B: PLUTARSKI Tomasz  
Start: 12:30 Time: 2:05 Attendance: 10

Weather: Sunny  
HARAMINA faced 2 batters in the 7th.  
ZUPANIC faced 1 batter in the 7th.





# European Cup Women B

Ostrava (Czech Republic) - August 20<sup>th</sup> / 25<sup>th</sup>, 2012



GAME NOT INCLUDED IN THE FINAL STATISTICS ACCORDING TO CR.39.02

## Game Summary 34



### London Angels (GBR) – Eagles (SUI)



LUCERNE EAGLES 2, LONDON ANGELS 1 (Aug 24, 2012 at Ostrava)

```

LUCERNE EAGLES..... 000 100 1 - 2 6 1      (1-0)
LONDON ANGELS..... 000 000 1 - 1 6 1      (0-1)

```

European Cup Women B 2012  
LUCERNE EAGLES 2 (1-0), LONDON ANGELS 1 (0-1) - Composite Box Score  
Aug 24, 2012 at Ostrava (Arrows 1)

#### LUCERNE EAGLES 2 (1-0)

Player	AB	R	H	BI	2B	3B	HR	BB	SB	CS	HP	SH	SF	SO	IBB	KL	GDP	PO	A	E
CASPARIS ss	4	0	0	0	0	0	0	0	0	0	0	0	0	0	0	0	0	4	2	0
NOVAK cf	3	0	1	0	0	0	0	0	0	0	0	0	1	0	0	0	0	3	0	0
GLOUKOFF 3b	3	0	1	0	0	1	0	0	0	0	0	0	0	0	0	0	0	2	1	0
REYLAND p	3	1	2	0	1	0	0	0	0	0	0	0	0	0	0	0	0	0	1	1
SIMITOVIC rf	2	0	0	0	0	0	0	1	1	0	0	0	0	0	0	0	0	0	0	0
ROLLI c	2	0	0	1	0	0	0	0	0	0	1	0	0	0	0	0	0	4	1	0
SULLIVAN dp	3	0	1	0	0	0	0	0	1	0	0	0	0	0	0	0	0	0	0	0
ROBINSON lb	3	0	0	0	0	0	0	0	0	0	0	0	0	0	0	0	0	5	0	0
BAUMGARTER 2b	3	1	1	1	0	0	1	0	0	0	0	0	0	0	0	0	0	2	0	0
WINKLER lf	0	0	0	0	0	0	0	0	0	0	0	0	0	0	0	0	0	1	0	0
Totals.....	26	2	6	2	1	1	1	1	2	0	0	1	0	1	0	0	0	21	5	1

#### LONDON ANGELS 1 (0-1)

Player	AB	R	H	BI	2B	3B	HR	BB	SB	CS	HP	SH	SF	SO	IBB	KL	GDP	PO	A	E
JUHANT 3b	3	0	1	0	0	0	0	0	1	0	0	0	0	0	0	0	0	2	2	0
STILLSON c	3	0	1	0	1	0	0	0	0	0	0	0	0	0	0	0	0	0	1	0
MARSHALL lb	3	0	1	0	0	0	0	0	0	0	0	0	0	0	0	0	0	10	0	0
HEADLEY-COOP cf	3	0	1	0	0	0	0	0	1	0	0	0	0	0	0	0	0	1	1	0
VAN DER HULS p	3	0	0	0	0	0	0	0	0	0	0	0	0	0	0	0	0	0	2	0
KESWICK ss	3	1	0	0	0	0	0	0	1	0	0	0	0	2	0	0	0	3	4	1
ZURSCHMITTEN lf	2	0	0	0	0	0	0	0	0	0	0	0	0	0	0	0	0	1	0	0
PAVLOVA ph	0	0	0	0	0	0	0	0	0	0	0	1	0	0	0	0	0	0	0	0
WHITLEY dp	3	0	1	0	0	0	0	0	0	0	0	0	0	0	0	0	0	0	0	0
BORISOVA 2b	2	0	0	0	0	0	0	0	0	0	0	0	0	2	0	0	0	2	2	0
TRAYKOVA ph	1	0	1	1	0	0	0	0	0	1	0	0	0	0	0	0	0	0	0	0
MACLEOD rf	0	0	0	0	0	0	0	0	0	0	0	0	0	0	0	0	0	2	0	0
Totals.....	26	1	6	1	1	0	0	0	3	1	0	1	0	4	0	0	0	21	12	1

LUCERNE EAGLES	IP	H	R	ER	BB	SO	WP	HB	BK	IBB	SH	SF	CI	2B	3B	HR	AB	BF	FO	GO
REYLAND W,1-0	7.0	6	1	0	0	4	0	0	0	0	1	0	0	1	0	0	26	27	12	4
LONDON ANGELS	IP	H	R	ER	BB	SO	WP	HB	BK	IBB	SH	SF	CI	2B	3B	HR	AB	BF	FO	GO
VAN DER HULS L,0-1	7.0	6	2	2	1	1	1	0	0	0	1	0	0	1	1	1	26	28	8	11

Umpires - HP: Benjamin Milgrom 1B: Robert Kovacevic 3B: Tomasz Plutarski  
Scorers: KREJCIRIK Daniel; KUCKOVA Romana  
TC: LOGGEN Bert

Start: 18:00 Time: 1:35 Attendance: 110

Game notes:  
Game: 34



# European Cup Women B

Ostrava (Czech Republic) - August 20<sup>th</sup> / 25<sup>th</sup>, 2012



GAME NOT INCLUDED IN THE FINAL STATISTICS ACCORDING TO CR.39.02

## Game Summary 35



**Les Comanches (FRA) – Skovde (SWE)**



SKOVDE SAINTS BSK 5, LES COMANCHES 0 (Aug 24, 2012 at Ostrava)

```

SKOVDE SAINTS BSK... 102 010 1 - 5 9 1      (1-0)
LES COMANCHES..... 000 000 0 - 0 2 4      (0-1)

```

European Cup Women B 2012  
 SKOVDE SAINTS BSK 5 (1-0), LES COMANCHES 0 (0-1) - Composite Box Score  
 Aug 24, 2012 at Ostrava (Arrows 1)

### SKOVDE SAINTS BSK 5 (1-0)

Player	AB	R	H	BI	2B	3B	HR	BB	SB	CS	HP	SH	SF	SO	IBB	KL	GDP	PO	A	E
GALLAGHER ss	4	1	2	0	0	0	0	0	2	0	0	0	0	0	0	0	0	1	2	0
BERGSTROMMAR cf	4	1	3	1	0	0	0	0	0	0	0	0	0	0	0	0	0	0	0	0
MOHLEN 3b	3	1	1	0	0	0	0	0	0	0	0	1	0	1	0	1	0	0	3	0
GRANATH c	4	2	3	0	1	0	0	0	0	0	0	0	0	0	0	0	0	0	11	2
ROBINSSON rf	4	0	0	0	0	0	0	0	0	0	0	0	0	1	0	1	0	0	0	0
BROWN p	3	0	0	1	0	0	0	1	0	0	0	0	0	0	0	0	0	1	0	0
JONSSON 1b	1	0	0	1	0	0	0	3	0	0	0	0	1	0	0	0	0	8	0	1
BERGSTROMMAL 2b	2	0	0	0	0	0	0	0	0	0	0	1	0	1	0	1	0	0	0	0
HERMANSSON ph	1	0	0	0	0	0	0	0	0	0	0	0	1	0	1	0	0	0	0	0
LINDVALL lf	4	0	0	0	0	0	0	0	0	0	0	0	2	0	2	0	0	0	0	0
Totals.....	30	5	9	3	1	0	0	4	2	0	0	2	0	7	0	6	0	21	7	1

### LES COMANCHES 0 (0-1)

Player	AB	R	H	BI	2B	3B	HR	BB	SB	CS	HP	SH	SF	SO	IBB	KL	GDP	PO	A	E
HUNTER p/cf	3	0	1	0	0	0	0	0	0	0	0	0	0	1	0	0	0	0	1	1
LEMAIRE ss/3b	3	0	0	0	0	0	0	0	0	0	0	0	0	3	0	1	0	0	1	0
LASSAIGNE cf/p	3	0	0	0	0	0	0	0	0	0	0	0	2	0	0	0	0	0	1	0
GIBSON-JONES 2b	3	0	0	0	0	0	0	0	0	0	0	0	0	1	0	1	0	3	3	0
RIERA c	3	0	0	0	0	0	0	0	0	0	0	0	2	0	0	0	0	7	0	0
ZOUINESO 1b	3	0	0	0	0	0	0	0	0	0	0	0	2	0	0	0	0	6	1	0
CAUCHI rf/cf	2	0	1	0	0	0	0	0	0	0	0	0	0	0	0	0	0	1	2	2
BONAUDO lf	2	0	0	0	0	0	0	0	0	0	0	0	2	0	0	0	0	2	0	0
GAERTNER 3b/p	1	0	0	0	0	0	0	0	0	0	0	0	0	0	0	0	0	0	1	0
DOMANICO rf	1	0	0	0	0	0	0	0	0	0	0	0	0	0	0	0	0	0	0	0
Totals.....	24	0	2	0	0	0	0	0	0	0	0	0	0	13	0	2	0	21	9	4

SKOVDE SAINTS BSK	IP	H	R	ER	BB	SO	WP	HB	BK	IBB	SH	SF	CI	2B	3B	HR	AB	BF	FO	GO
BROWN W,1-0	7.0	2	0	0	0	13	0	0	0	0	0	0	0	0	0	0	24	24	2	6

LES COMANCHES	IP	H	R	ER	BB	SO	WP	HB	BK	IBB	SH	SF	CI	2B	3B	HR	AB	BF	FO	GO
HUNTER L,0-1	3.0	5	3	2	3	2	0	0	0	0	2	0	0	0	0	0	13	18	2	5
LASSAIGNE	2.0	2	1	0	0	2	0	0	0	0	0	0	0	0	0	0	8	8	2	2
GAERTNER	2.0	2	1	1	1	3	0	0	0	0	0	0	0	1	0	0	9	10	1	2

Umpires - HP: Jes Sandhu 1B: Gerrit-Jan v/d Hoeve 3B: Beate Utzig  
 Scorers: GREPL Tomas; KUCKOVA Romana  
 TC: STADHOUDERS Carolien

Start: 15:30 Time: 1:42 Attendance: 40

Game notes:  
 HUNTER faced 1 batter in the 3rd.  
 Game: 35




# European Cup Women B

Ostrava (Czech Republic) - August 20<sup>th</sup> / 25<sup>th</sup>, 2012



## Teams' Stats

	<b>Eagles</b>	<b>SUI</b>
---	---------------	------------

European Cup Women B 2012  
Overall Statistics for LUCERNE EAGLES (as of Aug 24, 2012)  
(All games Sorted by Batting avg)

record: 4-3

Player	AVG	GP-GS	AB	R	H	2B	3B	HR	RBI	TB	SLG%	BB	HBP	SO	GDP	OB%	SF	SH	SB-ATT	PO	A	E	FLD%
5 REYLAND Victoria..	.500	7-7	20	5	10	0	0	1	9	13	.650	1	0	3	0	.524	0	0	3-3	3	11	0	1.000
28 ROBINSON Molly...	.316	7-7	19	1	6	0	0	0	2	6	.316	2	0	4	0	.381	0	1	0-0	27	0	2	.931
12 GLOUKOFF Julia...	.300	7-7	20	4	6	1	1	0	4	9	.450	1	0	1	0	.318	1	0	0-1	11	7	0	1.000
69 CASPARIS Corina..	.235	6-5	17	7	4	2	0	0	0	6	.353	2	1	4	0	.350	0	0	2-2	9	5	1	.933
7 NOVAK Jacquelyn..	.190	7-7	21	6	4	2	0	0	4	6	.286	3	0	1	0	.292	0	0	0-0	9	1	0	1.000
3 SIMITOVIC Leandra	.176	7-7	17	0	3	0	0	0	1	3	.176	2	0	4	0	.250	1	1	2-2	6	5	5	.688
77 SULLIVAN Carmela.	.063	6-6	16	1	1	0	0	0	2	1	.063	2	0	5	0	.167	0	0	1-1	3	1	1	.800
-----																							
37 ROLLI Jessica....	.357	6-6	14	4	5	2	0	0	0	7	.500	2	1	3	0	.471	0	0	1-1	40	3	2	.956
2 BAUMGARTER Fabien	.250	5-5	12	4	3	0	0	0	1	3	.250	1	1	2	0	.357	0	1	0-0	13	5	1	.947
10 WINKLER Sarah....	.125	7-7	16	2	2	0	0	0	1	2	.125	1	0	3	0	.176	0	0	0-0	7	2	1	.900
22 GERSTER Sarah....	.000	3-0	2	0	0	0	0	0	0	0	.000	0	0	0	0	.000	0	0	0-0	1	0	0	1.000
4 BUEHLMANN Larissa	.000	2-0	1	1	0	0	0	0	0	0	.000	2	0	0	0	.667	0	0	0-0	0	0	0	.000
Totals.....	.251	7-7	175	35	44	7	1	1	24	56	.320	19	3	30	0	.332	2	3	9-10	129	40	13	.929
Opponents.....	.263	7-7	179	24	47	3	1	2	22	58	.324	10	3	34	0	.311	1	4	6-8	126	48	18	.906

LOB - Team (41), Opp (44). DPs turned - Team (2), Opp (1).

(All games Sorted by Earned run avg)

Player	ERA	W-L	APP	GS	CG	SHO/CBO	SV	IP	H	R	ER	BB	SO	2B	3B	HR	AB	B/Avg	WP	HBP	BK	SFA	SHA
5 REYLAND Victoria..	1.25	4-1	5	5	4	1/0	0	28.0	19	7	5	5	29	0	0	1	104	.183	0	0	0	1	4
3 SIMITOVIC Leandra	7.00	0-2	3	2	2	0/0	0	15.0	28	17	15	5	5	3	1	1	75	.373	3	3	0	0	0
Totals.....	3.26	4-3	7	7	6	1/0	0	43.0	47	24	20	10	34	3	1	2	179	.263	3	3	0	1	4
Opponents.....	3.00	3-4	7	7	5	0/0	0	42.0	44	35	18	19	30	7	1	1	175	.251	4	3	0	2	3

PB - Team (3), ROBINSON 2, BAUMGARTER 1, Opp (9). SBA/ATT - REYLAND (3-5), ROLLI (2-4), ROBINSON (3-3), SIMITOVIC (3-3), BAUMGARTER (1-1).

European Cup Women B 2012  
Overall Statistics for LUCERNE EAGLES (as of Aug 24, 2012)  
(All games Sorted by Fielding pct)

Player	C	PO	A	E	FLD%	Dps	SBA	CSB	SBA%	PB	CI
12 GLOUKOFF Julia...	18	11	7	0	1.000	0	0	0	---	0	0
5 REYLAND Victoria..	14	3	11	0	1.000	1	3	2	.600	0	0
7 NOVAK Jacquelyn..	10	9	1	0	1.000	1	0	0	---	0	0
22 GERSTER Sarah....	1	1	0	0	1.000	0	0	0	---	0	0
37 ROLLI Jessica....	45	40	3	2	.956	1	2	2	.500	0	0
2 BAUMGARTER Fabien	19	13	5	1	.947	2	1	0	1.000	1	0
69 CASPARIS Corina..	15	9	5	1	.933	0	0	0	---	0	0
28 ROBINSON Molly...	29	27	0	2	.931	0	3	0	1.000	2	0
10 WINKLER Sarah....	10	7	2	1	.900	0	0	0	---	0	0
77 SULLIVAN Carmela.	5	3	1	1	.800	0	0	0	---	0	0
3 SIMITOVIC Leandra	16	6	5	5	.688	0	3	0	1.000	0	0
4 BUEHLMANN Larissa	0	0	0	0	.000	0	0	0	---	0	0
Totals.....	182	129	40	13	.929	2	6	2	.750	3	0
Opponents.....	192	126	48	18	.906	1	9	1	.900	9	0

Hitting minimums - 1 Games 2.5 TPA/Game  
Pitching minimums - 1 Games 2.1 IP/Game



# European Cup Women B

Ostrava (Czech Republic) - August 20<sup>th</sup> / 25<sup>th</sup>, 2012



## Teams' Stats

	<b>Ladonas</b>	<b>GRE</b>
---	----------------	------------

European Cup Women B 2012  
Overall Statistics for A.S. LADONAS (as of Aug 24, 2012)  
(All games Sorted by Batting avg)

record: 2-4

Player	AVG	GP-GS	AB	R	H	2B	3B	HR	RBI	TB	SLG%	BB	HBP	SO	GDP	OB%	SF	SH	SB-ATT	PO	A	E	FLD%
55 HAVELKA Sasa.....	.364	6-6	11	1	4	0	0	0	2	4	.364	5	1	2	0	.588	0	1	0-0	26	3	2	.935
11 CHATZIGEOROPOULOU	.188	6-6	16	2	3	0	0	0	2	3	.188	1	0	2	0	.235	0	1	2-2	27	0	2	.931
7 ANTONAKI Evangeli	.154	6-6	13	1	2	0	0	0	1	2	.154	2	0	5	0	.267	0	2	1-1	14	5	1	.950
44 KOUSOULOU Anna...	.133	6-6	15	0	2	0	0	0	1	2	.133	3	0	1	0	.278	0	0	1-1	3	9	1	.923
31 KALADOUKA Elisave	.071	6-6	14	0	1	0	0	0	0	1	.071	1	1	5	0	.188	0	0	1-1	9	7	5	.762
10 GOLICNIK Savina..	.400	6-4	10	3	4	0	0	0	0	4	.400	2	0	0	0	.500	0	0	1-1	4	4	2	.800
25 HUMERCA Gabrijela	.167	4-4	12	3	2	0	1	0	1	4	.333	2	0	2	0	.286	0	0	0-0	10	0	0	1.000
23 PADOVA Panagiota.	.154	6-6	13	1	2	0	0	0	0	2	.154	1	0	6	0	.214	0	0	0-0	1	0	4	.200
35 PAGOULATOU Georgi	.091	6-6	11	0	1	0	0	0	1	1	.091	2	0	6	0	.231	0	1	0-0	3	4	6	.538
30 LIOSI Anastasia..	.000	5-4	8	1	0	0	0	0	0	0	.000	0	0	6	0	.000	0	0	0-0	1	0	0	1.000
Totals.....	.171	6-6	123	12	21	0	1	0	8	23	.187	19	2	35	0	.292	0	5	6-6	98	32	23	.850
Opponents.....	.302	6-6	149	36	45	7	1	2	19	60	.403	14	0	19	0	.360	1	3	10-11	99	38	10	.932

LOB - Team (38), Opp (33). DPs turned - Team (2), Opp (1). IBB - Team (1), KOUSOULOU 1.

(All games Sorted by Earned run avg)

Player	ERA	W-L	APP	GS	CG	SHO/CBO	SV	IP	H	R	ER	BB	SO	2B	3B	HR	AB	B/Avg	WP	HBP	BK	SFA	SHA
44 KOUSOULOU Anna...	3.00	2-4	6	6	6	0/0	0	32.2	45	36	14	14	19	7	1	2	149	.302	4	0	0	1	3
Totals.....	3.00	2-4	6	6	6	0/0	0	32.2	45	36	14	14	19	7	1	2	149	.302	4	0	0	1	3
Opponents.....	1.27	4-2	6	6	3	3/0	0	33.0	21	12	6	19	35	0	1	0	123	.171	3	2	0	0	5

PB - Team (2), HAVELKA 2, Opp (6). SBA/ATT - KOUSOULOU (10-11), HAVELKA (8-9), CHATZIGEOROP (2-2).

European Cup Women B 2012  
Overall Statistics for A.S. LADONAS (as of Aug 24, 2012)  
(All games Sorted by Fielding pct)

Player	C	PO	A	E	FLD%	Dps	SBA	CSB	SBA%	PB	CI
25 HUMERCA Gabrijela	10	10	0	0	1.000	0	0	0	---	0	0
30 LIOSI Anastasia..	1	1	0	0	1.000	0	0	0	---	0	0
7 ANTONAKI Evangeli	20	14	5	1	.950	1	0	0	---	0	0
55 HAVELKA Sasa.....	31	26	3	2	.935	0	8	1	.889	2	0
11 CHATZIGEOROPOULOU	29	27	0	2	.931	1	2	0	1.000	0	0
44 KOUSOULOU Anna...	13	3	9	1	.923	0	10	1	.909	0	0
10 GOLICNIK Savina..	10	4	4	2	.800	1	0	0	---	0	0
31 KALADOUKA Elisave	21	9	7	5	.762	1	0	0	---	0	0
35 PAGOULATOU Georgi	13	3	4	6	.538	0	0	0	---	0	0
23 PADOVA Panagiota.	5	1	0	4	.200	0	0	0	---	0	0
Totals.....	153	98	32	23	.850	2	10	1	.909	2	0
Opponents.....	147	99	38	10	.932	1	6	0	1.000	6	0

Hitting minimums - 1 Games 2.5 TPA/Game  
Pitching minimums - 1 Games 2.1 IP/Game



# European Cup Women B

Ostrava (Czech Republic) - August 20<sup>th</sup> / 25<sup>th</sup>, 2012



## Teams' Stats

### Les Comanches

FRA

European Cup Women B 2012  
Overall Statistics for LES COMANCHES (as of Aug 24, 2012)  
(All games Sorted by Batting avg)

record: 5-2

Player	AVG	GP-GS	AB	R	H	2B	3B	HR	RBI	TB	SLG%	BB	HBP	SO	GDP	OB%	SF	SH	SB-ATT	PO	A	E	FLD%
11 LASSAIGNE Celine.	.619	7-7	21	10	13	4	0	1	8	20	.952	4	0	2	0	.654	1	1	1-2	6	9	1	.938
17 GIBSON-JONES Sara	.474	7-7	19	6	9	2	0	0	5	11	.579	5	0	1	2	.583	0	0	0-1	18	9	4	.871
21 HUNTER Raina.....	.458	7-7	24	11	11	3	1	0	1	16	.667	3	0	2	0	.519	0	1	0-0	11	5	0	1.000
3 CAUCHI Cindy.....	.400	7-7	20	3	8	1	0	0	3	9	.450	2	0	3	0	.455	0	2	0-0	12	12	2	.923
15 RIERA Camilla.....	.208	7-7	24	0	5	1	1	0	7	8	.333	1	0	3	0	.240	0	1	0-0	26	6	0	1.000
26 ZOUINE Sophia.....	.190	7-6	21	1	4	0	0	0	3	4	.190	0	0	4	1	.190	0	1	0-0	42	2	1	.978
12 LEMAIRE Camille..	.167	7-7	24	4	4	0	0	0	2	4	.167	1	0	3	0	.200	0	2	0-0	9	11	4	.833
23 BONAUDO Marion...	.167	6-6	18	3	3	2	0	0	1	5	.278	1	0	1	0	.211	0	1	0-0	3	0	1	.750
-----																							
4 GAERTNER Charline	.429	5-5	7	2	3	0	0	0	2	3	.429	0	0	0	0	.429	0	0	0-0	4	6	0	1.000
6 BEST Stephanie...	.286	4-2	7	1	2	0	0	0	1	2	.286	0	0	1	0	.286	0	0	0-0	0	1	0	1.000
10 DOMANICO Elsa....	.222	6-4	9	3	2	0	0	0	1	2	.222	2	0	0	0	.364	0	0	0-0	1	0	0	1.000
Totals.....	.330	7-7	194	44	64	13	2	1	34	84	.433	19	0	20	3	.388	1	9	1-3	132	61	13	.937
Opponents.....	.218	7-7	170	23	37	8	1	0	17	47	.276	17	3	25	0	.300	0	3	6-11	130	60	23	.892

LOB - Team (49), Opp (38). DPs turned - Team (0), Opp (4).

(All games Sorted by Earned run avg)

Player	ERA	W-L	APP	GS	CG	SHO/CBO	SV	IP	H	R	ER	BB	SO	2B	3B	HR	AB	B/Avg	WP	HBP	BK	SFA	SHA
11 LASSAIGNE Celine.	1.33	4-0	5	3	3	0/0	0	21.0	14	7	4	8	13	3	0	0	74	.189	5	1	0	0	2
4 GAERTNER Charline	2.62	1-1	3	3	1	1/0	0	16.0	14	9	6	8	9	3	0	0	66	.212	0	1	0	0	0
-----																							
21 HUNTER Raina.....	2.00	0-1	1	1	1	0/0	0	7.0	9	7	2	1	3	2	1	0	30	.300	0	1	0	0	1
Totals.....	1.91	5-2	7	7	5	1/0	0	44.0	37	23	12	17	25	8	1	0	170	.218	5	3	0	0	3
Opponents.....	4.52	2-5	7	7	4	0/0	0	43.1	64	44	28	19	20	13	2	1	194	.330	2	0	0	1	9

PB - Team (1), RIERA 1, Opp (3). SBA/ATT - RIERA (5-10), HUNTER (4-6), LASSAIGNE (1-4), GAERTNER (1-1), GIBSON-JONES (1-1).

European Cup Women B 2012  
Overall Statistics for LES COMANCHES (as of Aug 24, 2012)  
(All games Sorted by Fielding pct)

Player	C	PO	A	E	FLD%	Dps	SBA	CSB	SBA%	PB	CI
15 RIERA Camilla....	32	26	6	0	1.000	0	5	5	.500	1	0
21 HUNTER Raina.....	16	11	5	0	1.000	0	4	2	.667	0	0
4 GAERTNER Charline	10	4	6	0	1.000	0	1	0	1.000	0	0
6 BEST Stephanie...	1	0	1	0	1.000	0	0	0	---	0	0
10 DOMANICO Elsa....	1	1	0	0	1.000	0	0	0	---	0	0
26 ZOUINE Sophia....	45	42	2	1	.978	0	0	0	---	0	0
11 LASSAIGNE Celine.	16	6	9	1	.938	0	1	3	.250	0	0
3 CAUCHI Cindy.....	26	12	12	2	.923	0	0	0	---	0	0
17 GIBSON-JONES Sara	31	18	9	4	.871	0	1	0	1.000	0	0
12 LEMAIRE Camille..	24	9	11	4	.833	0	0	0	---	0	0
23 BONAUDO Marion...	4	3	0	1	.750	0	0	0	---	0	0
Totals.....	206	132	61	13	.937	0	6	5	.545	1	0
Opponents.....	213	130	60	23	.892	4	1	2	.333	3	0

Hitting minimums - 1 Games 2.5 TPA/Game  
Pitching minimums - 1 Games 2.1 IP/Game



# European Cup Women B

Ostrava (Czech Republic) - August 20<sup>th</sup> / 25<sup>th</sup>, 2012



## Teams' Stats



### London Angels

GBR

European Cup Women B 2012  
Overall Statistics for LONDON ANGELS (as of Aug 24, 2012)  
(All games Sorted by Batting avg)

record: 5-2

Player	AVG	GP-GS	AB	R	H	2B	3B	HR	RBI	TB	SLG%	BB	HBP	SO	GDP	OB%	SF	SH	SB-ATT	PO	A	E	FLD%
19 MARSHALL Kylie...	.480	7-7	25	7	12	3	1	1	6	20	.800	2	0	4	0	.519	0	0	0-1	31	6	1	.974
5 HEADLEY-COOPER Ka	.450	7-6	20	6	9	0	1	0	0	11	.550	0	1	3	0	.476	0	2	4-5	7	2	1	.900
6 STILLSON Bevin...	.417	7-7	24	4	10	2	0	0	2	12	.500	1	0	2	0	.423	1	0	1-1	30	5	1	.972
14 ZURSCHMITTEN Simo	.294	7-7	17	5	5	0	1	0	3	7	.412	2	0	2	0	.368	0	1	1-1	22	1	1	.958
2 JUHANT Emilie....	.208	7-7	24	5	5	3	0	0	3	8	.333	2	2	2	0	.321	0	0	3-4	14	14	2	.933
32 KESWICK Victoria..	.182	7-6	22	4	4	0	0	0	0	4	.182	1	0	4	0	.217	0	2	3-4	11	5	1	.941
-----																							
26 PAVLOVA Nadezheda	.417	5-5	12	4	5	1	0	0	3	6	.500	1	1	1	0	.500	0	1	0-0	8	10	2	.900
1 WHITLEY Joelle...	.250	7-3	16	1	4	0	0	0	4	4	.250	0	0	3	0	.250	0	0	0-0	1	0	0	1.000
23 VAN DER HULST Jok	.250	7-6	12	3	3	1	0	0	4	4	.333	2	0	0	0	.357	0	1	0-0	3	14	2	.895
16 BORISOVA Milena..	.067	6-6	15	2	1	0	0	0	1	1	.067	2	0	10	0	.176	0	0	1-1	8	14	0	1.000
27 TRAYKOVA Maya....	.000	6-4	10	3	0	0	0	0	2	0	.000	1	2	4	0	.214	1	0	3-3	3	0	1	.750
25 MACLEOD Chris....	.000	5-4	3	0	0	0	0	0	0	0	.000	0	0	0	0	.000	0	0	0-0	2	0	0	1.000
Totals.....	.290	7-7	200	44	58	10	3	1	28	77	.385	14	6	35	0	.351	2	7	16-20	140	71	12	.946
Opponents.....	.281	7-7	185	24	52	7	2	0	20	63	.341	14	2	30	2	.338	0	7	5-7	137	57	27	.878

LOB - Team (48), Opp (44). DPs turned - Team (4). IBB - Team (5), TRAYKOVA 1, STILLSON 1, PAVLOVA 1, JUHANT 1, ZURSCHMITTEN 1.

(All games Sorted by Earned run avg)

Player	ERA	W-L	APP	GS	CG	SHO/CBO	SV	IP	H	R	ER	BB	SO	2B	3B	HR	AB	B/Avg	WP	HBP	BK	SFA	SHA
23 VAN DER HULST Jok	1.67	5-2	7	6	4	0/0	0	37.2	37	18	9	8	28	2	2	0	145	.255	2	0	0	0	6
19 MARSHALL Kylie...	3.89	0-0	3	1	0	0/0	0	9.0	15	6	5	6	2	5	0	0	40	.375	1	2	0	0	1
Totals.....	2.10	5-2	7	7	4	0/0	0	46.2	52	24	14	14	30	7	2	0	185	.281	3	2	0	0	7
Opponents.....	3.37	2-5	7	7	5	0/0	0	45.2	58	44	22	14	35	10	3	1	200	.290	8	6	0	2	7

PB - Team (5), STILLSON 4, KESWICK 1, Opp (8). SBA/ATT - STILLSON (4-6), VAN DER HULST (4-6), MARSHALL (1-1), KESWICK (1-1).

European Cup Women B 2012  
Overall Statistics for LONDON ANGELS (as of Aug 24, 2012)  
(All games Sorted by Fielding pct)

Player	C	PO	A	E	FLD%	Dps	SBA	CSB	SBA%	PB	CI
16 BORISOVA Milena..	22	8	14	0	1.000	0	0	0	---	0	0
25 MACLEOD Chris....	2	2	0	0	1.000	0	0	0	---	0	0
1 WHITLEY Joelle...	1	1	0	0	1.000	0	0	0	---	0	0
19 MARSHALL Kylie...	38	31	6	1	.974	1	1	0	1.000	0	0
6 STILLSON Bevin...	36	30	5	1	.972	1	4	2	.667	4	0
14 ZURSCHMITTEN Simo	24	22	1	1	.958	1	0	0	---	0	0
32 KESWICK Victoria..	17	11	5	1	.941	0	1	0	1.000	1	0
2 JUHANT Emilie....	30	14	14	2	.933	4	0	0	---	0	0
26 PAVLOVA Nadezheda	20	8	10	2	.900	1	0	0	---	0	0
5 HEADLEY-COOPER Ka	10	7	2	1	.900	1	0	0	---	0	0
23 VAN DER HULST Jok	19	3	14	2	.895	0	4	2	.667	0	0
27 TRAYKOVA Maya....	4	3	0	1	.750	0	0	0	---	0	0
Totals.....	223	140	71	12	.946	4	5	2	.714	5	0
Opponents.....	221	137	57	27	.878	0	16	4	.800	8	0

Hitting minimums - 1 Games 2.5 TPA/Game  
Pitching minimums - 1 Games 2.1 IP/Game



# European Cup Women B

Ostrava (Czech Republic) - August 20<sup>th</sup> / 25<sup>th</sup>, 2012



## Teams' Stats

	<b>Princ</b>	<b>CRO</b>
---	--------------	------------

European Cup Women B 2012  
Overall Statistics for PRINC ZAGREB (as of Aug 24, 2012)  
(All games Sorted by Batting avg)

record: 1-5

Player	AVG	GP-GS	AB	R	H	2B	3B	HR	RBI	TB	SLG%	BB	HBP	SO	GDP	OB%	SF	SH	SB-ATT	PO	A	E	FLD%
8 CIZMIC POKRAJAC P	.417	6-6	12	2	5	1	0	0	1	6	.500	2	0	1	0	.500	0	2	0-1	11	6	5	.773
14 KILLER Barbara...	.294	6-6	17	9	5	0	1	1	4	10	.588	0	0	1	0	.294	0	0	1-1	37	4	1	.976
19 KERANOVIC Nadja...	.250	6-6	16	1	4	1	0	0	2	5	.313	0	0	3	0	.250	0	0	0-0	18	0	1	.947
21 ZUPANIC Tihana...	.143	6-6	14	1	2	0	0	0	0	2	.143	1	0	5	0	.200	0	1	1-1	3	12	5	.750
11 HARAMINA Michaela	.125	6-6	16	2	2	0	0	0	0	2	.125	1	0	2	0	.176	0	1	0-0	13	1	1	.933
15 BRKIC Andrea.....	.056	6-6	18	3	1	0	0	0	0	1	.056	0	0	4	0	.056	0	2	0-0	5	3	3	.727
-----																							
9 VRANCIC Ema.....	.400	4-4	10	3	4	1	0	0	1	5	.500	1	0	3	0	.455	0	0	0-1	3	1	0	1.000
12 LAMPE Ajda.....	.200	6-6	10	2	2	0	0	0	1	2	.200	0	0	4	0	.200	0	0	1-1	3	1	0	1.000
2 PRSKALO Katarina.	.182	4-4	11	2	2	0	0	0	0	2	.182	2	0	2	0	.308	0	0	2-2	7	7	4	.778
20 VALIDZIC Antonela	.100	6-6	10	0	1	0	0	0	2	1	.100	0	0	4	0	.100	0	0	0-0	2	1	0	1.000
6 MAVRICEVIC Martin	.000	2-2	5	0	0	0	0	0	0	0	.000	0	0	2	0	.000	0	0	0-0	0	0	0	.000
Totals.....	.201	6-6	139	25	28	3	1	1	11	36	.259	7	0	31	0	.240	0	6	5-7	102	36	20	.873
Opponents.....	.221	6-6	136	31	30	2	1	0	14	34	.250	27	6	36	0	.373	0	6	11-13	108	49	21	.882

LOB - Team (19), Opp (42). DPs turned - Team (3), Opp (3). IBB - Team (0), Opp (3).

(All games Sorted by Earned run avg)

Player	ERA	W-L	APP	GS	CG	SHO/CBO	SV	IP	H	R	ER	BB	SO	2B	3B	HR	AB	B/Avg	WP	HBP	BK	SFA	SHA
21 ZUPANIC Tihana...	2.00	1-2	6	4	3	1/0	0	21.0	17	19	6	18	25	2	1	0	80	.213	5	6	0	0	3
-----																							
14 KILLER Barbara...	0.00	0-0	1	0	0	0/0	0	1.1	0	0	0	1	1	0	0	0	5	.000	2	0	0	0	0
11 HARAMINA Michaela	1.80	0-3	3	2	0	0/0	0	11.2	13	12	3	8	10	0	0	0	51	.255	2	0	0	0	3
Totals.....	1.85	1-5	6	6	3	1/0	0	34.0	30	31	9	27	36	2	1	0	136	.221	9	6	0	0	6
Opponents.....	1.94	5-1	6	6	5	1/0	1	36.0	28	25	10	7	31	3	1	1	139	.201	4	0	0	0	6

PB - Team (14), KILLER 9, KERANOVIC 5, Opp (6). SBA/ATT - KILLER (8-10), ZUPANIC (8-9), HARAMINA (3-4), KERANOVIC (3-3).

European Cup Women B 2012  
Overall Statistics for PRINC ZAGREB (as of Aug 24, 2012)  
(All games Sorted by Fielding pct)

Player	C	PO	A	E	FLD%	Dps	SBA	CSB	SBA%	PB	CI
12 LAMPE Ajda.....	4	3	1	0	1.000	0	0	0	---	0	0
9 VRANCIC Ema.....	4	3	1	0	1.000	0	0	0	---	0	0
20 VALIDZIC Antonela	3	2	1	0	1.000	1	0	0	---	0	0
14 KILLER Barbara...	42	37	4	1	.976	0	8	2	.800	9	0
19 KERANOVIC Nadja..	19	18	0	1	.947	1	3	0	1.000	5	0
11 HARAMINA Michaela	15	13	1	1	.933	0	3	1	.750	0	0
2 PRSKALO Katarina.	18	7	7	4	.778	1	0	0	---	0	0
8 CIZMIC POKRAJAC P	22	11	6	5	.773	1	0	0	---	0	0
21 ZUPANIC Tihana...	20	3	12	5	.750	0	8	1	.889	0	0
15 BRKIC Andrea.....	11	5	3	3	.727	0	0	0	---	0	0
6 MAVRICEVIC Martin	0	0	0	0	.000	0	0	0	---	0	0
Totals.....	158	102	36	20	.873	3	11	2	.846	14	0
Opponents.....	178	108	49	21	.882	3	5	2	.714	6	0

Hitting minimums - 1 Games 2.5 TPA/Game  
Pitching minimums - 1 Games 2.1 IP/Game



# European Cup Women B

Ostrava (Czech Republic) - August 20<sup>th</sup> / 25<sup>th</sup>, 2012



## Teams' Stats



### Ostrava

CZE

European Cup Women B 2012  
Overall Statistics for ARROWS OSTRAVA (as of Aug 24, 2012)  
(All games Sorted by Batting avg)

record: 4-3

Player	AVG	GP-GS	AB	R	H	2B	3B	HR	RBI	TB	SLG%	BB	HBP	SO	GDP	OB%	SF	SH	SB-ATT	PO	A	E	FLD%
8 SKOPCOVA Lucie...	.412	6-6	17	6	7	2	0	1	2	12	.706	4	0	3	0	.524	0	1	3-5	12	8	5	.800
28 RYNIK Karolina...	.350	7-7	20	4	7	3	0	0	7	10	.500	2	0	4	0	.391	1	0	1-3	10	1	0	1.000
9 VITKOVA Sabina...	.333	7-7	21	5	7	0	0	0	1	7	.333	1	0	2	0	.364	0	1	2-2	14	14	1	.966
7 MIKESKOVA Hana...	.300	7-7	20	5	6	0	0	0	1	6	.300	3	2	2	0	.440	0	0	0-0	16	3	0	1.000
12 KOLAROVA Jana....	.211	7-5	19	3	4	0	0	0	2	4	.211	0	0	2	1	.211	0	0	0-0	11	0	0	1.000
11 KASAJIKOVA Kateri	.211	6-6	19	4	4	0	0	0	3	4	.211	1	1	4	0	.286	0	0	0-0	15	9	3	.889
-----																							
6 NEMCOVA Denisa...	.500	3-2	2	1	1	0	0	0	0	1	.500	1	0	0	0	.667	0	1	1-1	1	0	0	1.000
23 GRZESZAK Aleksan	.333	6-3	6	1	2	0	0	0	0	2	.333	0	0	0	0	.333	0	2	1-1	5	8	4	.765
35 STABRAWA Agnieszka	.286	5-5	14	5	4	1	0	0	1	5	.357	1	0	5	0	.333	0	0	6-6	2	0	1	.667
4 BELUNKOVA Aneta..	.286	6-6	14	0	4	1	0	0	1	5	.357	1	0	4	0	.333	0	0	1-1	8	6	1	.933
2 PEICHOVA Jana...	.250	4-3	12	1	3	0	0	0	0	3	.250	0	0	2	0	.250	0	0	2-2	3	0	0	1.000
19 DAVIDOVA Karolina	.167	6-4	6	0	1	0	0	0	0	1	.167	1	0	3	0	.286	0	0	0-0	17	4	1	.955
26 SINDLEROVA Mirosl	.000	4-3	7	0	0	0	0	0	0	0	.000	0	0	2	0	.000	0	0	0-0	15	1	0	1.000
17 PJONTKOVA Michael	.000	2-1	3	2	0	0	0	0	0	0	.000	0	0	2	0	.000	0	0	3-3	0	0	0	.000
5 TESLIKOVA Alice...	.000	3-2	3	0	0	0	0	0	0	0	.000	0	0	3	0	.000	0	0	1-1	1	0	0	1.000
13 LATKOVA Denisa...	.000	1-1	1	0	0	0	0	0	0	0	.000	0	0	1	0	.000	0	0	0-0	1	0	1	.500
Totals.....	.272	7-7	184	37	50	7	0	1	18	60	.326	15	3	39	1	.335	1	5	21-25	131	54	17	.916
Opponents.....	.293	7-7	188	36	55	9	3	1	27	73	.388	12	3	15	0	.343	1	9	17-17	133	47	23	.887

LOB - Team (40), Opp (48). DPs turned - Team (0), Opp (1).

(All games Sorted by Earned run avg)

Player	ERA	W-L	APP	GS	CG	SHO/CBO	SV	IP	H	R	ER	BB	SO	2B	3B	HR	AB	B/Avg	WP	HBP	BK	SFA	SHA
7 MIKESKOVA Hana...	3.50	0-2	3	3	0	0/0	0	18.0	17	11	9	3	5	2	1	0	73	.233	1	1	0	0	4
23 GRZESZAK Aleksan	3.57	3-0	5	2	1	0/0	0	15.2	20	13	8	1	8	2	2	1	66	.303	2	2	0	1	4
-----																							
19 DAVIDOVA Karolina	0.00	0-0	1	0	0	0/0	0	1.0	2	0	0	0	0	1	0	0	5	.400	0	0	0	0	0
4 BELUNKOVA Aneta..	2.62	1-1	4	2	0	0/0	1	5.1	10	6	2	5	2	2	0	0	27	.370	1	0	0	0	0
35 STABRAWA Agnieszka	7.64	0-0	1	0	0	0/0	0	3.2	6	6	4	3	0	2	0	0	17	.353	0	0	0	0	1
Totals.....	3.69	4-3	7	7	1	0/0	1	43.2	55	36	23	12	15	9	3	1	188	.293	4	3	0	1	9
Opponents.....	1.89	3-4	7	7	5	0/0	0	44.1	50	37	12	15	39	7	0	1	184	.272	8	3	0	1	5

PB - Team (5), KOLAROVA 5, Opp (8). SBA/ATT - KOLAROVA (13-13), MIKESKOVA (6-6), GRZESZAK (6-6), KASAJIKOVA (4-4), BELUNKOVA (4-4), DAVIDOVA (1-1).

European Cup Women B 2012  
Overall Statistics for ARROWS OSTRAVA (as of Aug 24, 2012)  
(All games Sorted by Fielding pct)

Player	C	PO	A	E	FLD%	Dps	SBA	CSB	SBA%	PB	CI
7 MIKESKOVA Hana...	19	16	3	0	1.000	0	6	0	1.000	0	0
26 SINDLEROVA Mirosl	16	15	1	0	1.000	0	0	0	---	0	0
28 RYNIK Karolina...	11	10	1	0	1.000	0	0	0	---	0	0
12 KOLAROVA Jana....	11	11	0	0	1.000	0	13	0	1.000	5	0
2 PEICHOVA Jana...	3	3	0	0	1.000	0	0	0	---	0	0
6 NEMCOVA Denisa...	1	1	0	0	1.000	0	0	0	---	0	0
5 TESLIKOVA Alice...	1	1	0	0	1.000	0	0	0	---	0	0
9 VITKOVA Sabina...	29	14	14	1	.966	0	0	0	---	0	0
19 DAVIDOVA Karolina	22	17	4	1	.955	0	1	0	1.000	0	0
4 BELUNKOVA Aneta..	15	8	6	1	.933	0	4	0	1.000	0	0
11 KASAJIKOVA Kateri	27	15	9	3	.889	0	4	0	1.000	0	0
8 SKOPCOVA Lucie...	25	12	8	5	.800	0	0	0	---	0	0
23 GRZESZAK Aleksan	17	5	8	4	.765	0	6	0	1.000	0	0
35 STABRAWA Agnieszka	3	2	0	1	.667	0	0	0	---	0	0
13 LATKOVA Denisa...	2	1	0	1	.500	0	0	0	---	0	0
17 PJONTKOVA Michael	0	0	0	0	.000	0	0	0	---	0	0
Totals.....	202	131	54	17	.916	0	17	0	1.000	5	0
Opponents.....	203	133	47	23	.887	1	21	4	.840	8	0

Hitting minimums - 1 Games 2.5 TPA/Game  
Pitching minimums - 1 Games 2.1 IP/Game





# European Cup Women B

Ostrava (Czech Republic) - August 20<sup>th</sup> / 25<sup>th</sup>, 2012



## Teams' Stats

	<b>Skovde</b>	<b>SWE</b>
---	---------------	------------

European Cup Women B 2012  
Overall Statistics for SKOVDE SAINTS BSK (as of Aug 24, 2012)  
(All games Sorted by Batting avg)

record: 6-1

Player	AVG	GP-GS	AB	R	H	2B	3B	HR	RBI	TB	SLG%	BB	HBP	SO	GDP	OB%	SF	SH	SB-ATT	PO	A	E	FLD%
10 GRANATH Tess.....	.550	7-6	20	5	11	2	0	1	10	16	.800	1	0	0	0	.571	0	0	2-2	49	10	5	.922
9 GALLAGHER Diane..	.500	7-7	18	7	9	0	2	0	4	13	.722	8	0	0	0	.654	0	0	7-7	4	5	4	.692
12 BROWN Rachel.....	.353	7-7	17	5	6	2	0	0	7	8	.471	5	0	0	0	.500	0	0	0-0	2	8	0	1.000
36 MOHLEN Priya.....	.333	7-7	18	8	6	1	0	0	2	7	.389	3	1	1	0	.455	0	2	1-1	9	4	2	.867
21 BERGSTROM Maria..	.263	7-7	19	8	5	0	0	0	1	5	.263	2	3	3	0	.417	0	2	4-4	3	0	1	.750
8 JONSSON Maria....	.222	7-7	18	1	4	3	0	0	6	7	.389	4	0	2	0	.364	0	0	0-0	43	3	1	.979
4 BERGSTROM Malin..	.000	7-7	15	3	0	0	0	0	1	0	.000	4	1	6	0	.250	0	0	0-0	7	1	1	.889
-----																							
11 ROBINSSON Sofia..	.286	6-4	14	3	4	0	0	0	0	4	.286	3	0	1	0	.412	0	0	2-2	2	4	1	.857
46 HERMANSSON Sanna.	.286	4-2	7	0	2	0	0	0	0	2	.286	0	0	2	0	.286	0	0	0-0	4	1	4	.556
14 LINDVALL Angelica	.100	7-5	10	1	1	0	0	0	1	1	.100	2	0	2	0	.250	0	0	0-0	3	0	0	1.000
13 STENSRUD Asa.....	.000	3-3	6	0	0	0	0	0	0	0	.000	0	0	3	0	.000	0	1	0-0	0	0	1	.000
3 ANDERSON Nathalie	.000	2-1	2	0	0	0	0	0	0	0	.000	0	0	0	0	.000	0	0	0-0	0	0	0	.000
Totals.....	.293	7-7	164	41	48	8	2	1	32	63	.384	32	5	20	0	.423	0	5	16-16	126	36	20	.890
Opponents.....	.156	7-7	154	21	24	3	1	0	9	29	.188	9	0	75	1	.202	0	6	11-14	117	55	10	.945

LOB - Team (48), Opp (22). DPs turned - Team (1), Opp (3). IBB - Team (1), ROBINSSON 1.

(All games Sorted by Earned run avg)

Player	ERA	W-L	APP	GS	CG	SHO/CBO	SV	IP	H	R	ER	BB	SO	2B	3B	HR	AB	B/Avg	WP	HBP	BK	SFA	SHA
12 BROWN Rachel.....	0.18	6-1	7	7	5	2/0	0	38.0	19	14	1	4	70	2	0	0	137	.139	0	0	0	0	6
-----																							
36 MOHLEN Priya.....	4.20	0-0	2	0	0	0/0	1	3.1	2	2	2	2	4	1	0	0	12	.167	1	0	0	0	0
10 GRANATH Tess.....	52.50	0-0	1	0	0	0/0	0	0.2	3	5	5	3	1	0	1	0	5	.600	1	0	0	0	0
Totals.....	1.33	6-1	7	7	5	2/0	1	42.0	24	21	8	9	75	3	1	0	154	.156	2	0	0	0	6
Opponents.....	5.03	1-6	7	7	3	0/0	0	39.0	48	41	28	32	20	8	2	1	164	.293	11	5	0	0	5

PB - Team (3), GRANATH 2, JONSSON 1, Opp (9). SBA/ATT - BROWN (11-14), GRANATH (9-12), JONSSON (2-2).  
<page>

European Cup Women B 2012  
Overall Statistics for SKOVDE SAINTS BSK (as of Aug 24, 2012)  
(All games Sorted by Fielding pct)

Player	C	PO	A	E	FLD%	Dps	SBA	CSB	SBA%	PB	CI
12 BROWN Rachel.....	10	2	8	0	1.000	0	11	3	.786	0	0
14 LINDVALL Angelica	3	3	0	0	1.000	0	0	0	---	0	0
8 JONSSON Maria....	47	43	3	1	.979	1	2	0	1.000	1	0
10 GRANATH Tess.....	64	49	10	5	.922	0	9	3	.750	2	0
4 BERGSTROM Malin..	9	7	1	1	.889	0	0	0	---	0	0
36 MOHLEN Priya.....	15	9	4	2	.867	0	0	0	---	0	0
11 ROBINSSON Sofia..	7	2	4	1	.857	0	0	0	---	0	0
21 BERGSTROM Maria..	4	3	0	1	.750	0	0	0	---	0	0
9 GALLAGHER Diane..	13	4	5	4	.692	1	0	0	---	0	0
46 HERMANSSON Sanna.	9	4	1	4	.556	0	0	0	---	0	0
13 STENSRUD Asa.....	1	0	0	1	.000	0	0	0	---	0	0
3 ANDERSON Nathalie	0	0	0	0	.000	0	0	0	---	0	0
Totals.....	182	126	36	20	.890	1	11	3	.786	3	0
Opponents.....	182	117	55	10	.945	3	16	0	1.000	9	0

Hitting minimums - 1 Games 2.5 TPA/Game  
Pitching minimums - 1 Games 2.1 IP/Game



# European Cup Women B

Ostrava (Czech Republic) - August 20<sup>th</sup> / 25<sup>th</sup>, 2012



## Teams' Stats

### Szotska Brzeg

POL

European Cup Women B 2012  
Overall Statistics for MKS SZOSTKA BRZEG (as of Aug 24, 2012)  
(All games Sorted by Batting avg)

record: 1-5

Player	AVG	GP-GS	AB	R	H	2B	3B	HR	RBI	TB	SLG%	BB	HBP	SO	GDP	OB%	SF	SH	SB-ATT	PO	A	E	FLD%
3 CHRZASZCZ Monika..	.333	6-6	15	2	5	0	0	0	2	5	.333	2	0	5	0	.389	1	0	2-2	20	4	1	.960
10 WYRWAS Natalia...	.214	6-6	14	2	3	0	0	1	4	6	.429	2	1	2	0	.353	0	0	0-0	5	10	3	.833
7 SNIIEC Daria.....	.200	6-6	15	1	3	0	0	0	1	3	.200	1	0	6	0	.250	0	0	0-0	2	8	5	.667
9 PODGORSKA Magdale	.143	6-6	14	3	2	0	1	0	1	4	.286	2	1	4	0	.294	0	0	1-1	8	2	2	.833
8 MARECKA Paulina..	.250	5-5	8	2	2	0	0	0	2	2	.250	3	0	2	0	.417	1	0	0-0	25	2	2	.931
12 KRAWCZYK Anna....	.222	5-5	9	0	2	0	0	0	0	2	.222	1	0	3	0	.300	0	1	0-0	9	12	3	.875
19 GRZANOWSKA Malgor	.200	5-5	5	0	1	1	0	0	0	2	.400	0	0	4	0	.200	0	0	0-0	1	1	0	1.000
18 FLISOWSKA Adriann	.143	4-3	7	2	1	0	0	0	0	1	.143	0	0	2	0	.143	0	0	1-1	2	1	1	.750
17 NIEWIADOMSKA Alek	.091	6-6	11	1	1	0	0	0	0	1	.091	1	1	2	0	.231	0	0	1-1	6	6	7	.632
13 CHOJNACKA Pamela.	.000	5-4	8	0	0	0	0	0	2	0	.000	0	0	6	0	.000	1	0	0-0	8	0	3	.727
2 KUROWSKA Patrycia	.000	4-2	5	1	0	0	0	0	0	0	.000	1	0	4	0	.167	0	0	2-2	10	0	2	.833
11 KLUGIEWICZ Adrian	.000	4-4	5	0	0	0	0	0	0	0	.000	0	0	3	0	.000	0	1	0-0	2	2	3	.571
15 GORKA Alicia.....	.000	5-1	2	1	0	0	0	0	0	0	.000	1	0	1	0	.333	0	0	2-2	0	0	0	.000
5 CHRZASZCZ Ewa....	.000	1-0	1	1	0	0	0	0	0	0	.000	0	0	0	0	.000	0	0	2-2	0	0	0	.000
Totals.....	.168	6-6	119	16	20	1	1	1	12	26	.218	14	3	44	0	.266	3	2	11-11	98	48	32	.820
Opponents.....	.263	6-6	152	48	40	6	1	0	32	48	.316	22	2	17	1	.362	1	9	16-16	102	20	10	.924

LOB - Team (23), Opp (40). DPs turned - Team (4), Opp (5). IBB - Team (0), Opp (1).

(All games Sorted by Earned run avg)

Player	ERA	W-L	APP	GS	CG	SHO/CBO	SV	IP	H	R	ER	BB	SO	2B	3B	HR	AB	B/Avg	WP	HBP	BK	SFA	SHA
10 WYRWAS Natalia...	2.51	1-3	5	4	3	1/0	0	22.1	26	26	8	8	13	6	0	0	101	.257	3	0	0	1	5
7 SNIIEC Daria.....	4.74	0-1	3	1	0	0/0	0	10.1	13	16	7	11	4	0	1	0	48	.271	3	2	0	0	4
19 GRZANOWSKA Malgor	99.00	0-1	1	1	0	0/0	0	0.0	1	6	2	3	0	0	0	0	3	.333	0	0	0	0	0
Totals.....	3.64	1-5	6	6	3	1/0	0	32.2	40	48	17	22	17	6	1	0	152	.263	6	2	0	1	9
Opponents.....	2.47	5-1	6	6	5	2/0	0	34.0	20	16	12	14	44	1	1	1	119	.168	1	3	0	3	2

PB - Team (9), CHRZASZCZM 8, MARECKA 1, Opp (6). SBA/ATT - CHRZASZCZM (11-11), WYRWAS (8-8), GRZANOWSKA (5-5), MARECKA (5-5), SNIIEC (3-3).

European Cup Women B 2012  
Overall Statistics for MKS SZOSTKA BRZEG (as of Aug 24, 2012)  
(All games Sorted by Fielding pct)

Player	C	PO	A	E	FLD%	Dps	SBA	CSB	SBA%	PB	CI
19 GRZANOWSKA Malgor	2	1	1	0	1.000	1	5	0	1.000	0	0
3 CHRZASZCZ Monika.	25	20	4	1	.960	1	11	0	1.000	8	0
8 MARECKA Paulina..	29	25	2	2	.931	1	5	0	1.000	1	0
12 KRAWCZYK Anna....	24	9	12	3	.875	0	0	0	---	0	0
10 WYRWAS Natalia...	18	5	10	3	.833	3	8	0	1.000	0	0
9 PODGORSKA Magdale	12	8	2	2	.833	0	0	0	---	0	0
2 KUROWSKA Patrycia	12	10	0	2	.833	1	0	0	---	0	0
18 FLISOWSKA Adriann	4	2	1	1	.750	0	0	0	---	0	0
13 CHOJNACKA Pamela.	11	8	0	3	.727	1	0	0	---	0	0
7 SNIIEC Daria.....	15	2	8	5	.667	1	3	0	1.000	0	0
17 NIEWIADOMSKA Alek	19	6	6	7	.632	2	0	0	---	0	0
11 KLUGIEWICZ Adrian	7	2	2	3	.571	0	0	0	---	0	0
15 GORKA Alicia.....	0	0	0	0	.000	0	0	0	---	0	0
5 CHRZASZCZ Ewa....	0	0	0	0	.000	0	0	0	---	0	0
Totals.....	178	98	48	32	.820	4	16	0	1.000	9	0
Opponents.....	132	102	20	10	.924	5	11	0	1.000	6	0

Hitting minimums - 1 Games 2.5 TPA/Game  
Pitching minimums - 1 Games 2.1 IP/Game



# European Cup Women B

Ostrava (Czech Republic) - August 20<sup>th</sup> / 25<sup>th</sup>, 2012



## Teams' Stats

	<b>Trnava</b>	<b>SVK</b>
---	---------------	------------

European Cup Women B 2012  
Overall Statistics for TRNAVA PANTHERS (as of Aug 24, 2012)  
(All games Sorted by Batting avg)

record: 2-5

Player	AVG	GP-GS	AB	R	H	2B	3B	HR	RBI	TB	SLG%	BB	HBP	SO	GDP	OB%	SF	SH	SB-ATT	PO	A	E	FLD%
15 PETRIKOVA Linda..	.318	7-7	22	3	7	2	0	0	3	9	.409	0	0	5	0	.318	0	1	1-1	12	3	4	.789
20 CAMBALOVA Monika.	.294	7-7	17	6	5	0	0	0	4	5	.294	4	0	2	0	.409	1	0	1-2	13	15	4	.875
9 BARTOVICOVA Dagma	.280	7-7	25	3	7	1	0	0	4	8	.320	0	0	3	0	.280	0	0	3-3	18	10	0	1.000
13 PYTELOVA Katarina	.250	6-5	16	0	4	1	0	0	4	5	.313	1	0	1	0	.294	0	1	0-0	1	8	0	1.000
33 KOST'ALOVA Michae	.235	7-6	17	4	4	1	0	0	3	5	.294	0	1	3	0	.278	0	0	0-1	13	2	2	.882
11 MURINOVA Petra...	.235	7-7	17	3	4	0	0	0	2	4	.235	4	0	4	0	.381	0	1	0-0	10	5	1	.938
6 HORVATHOVA Lenka.	.125	7-5	16	3	2	1	0	0	2	3	.188	2	0	3	0	.222	0	1	1-1	5	0	2	.714
-----																							
16 BIHARYOVA Sarah..	.308	6-6	13	4	4	0	0	0	2	4	.308	0	2	2	0	.400	0	0	1-1	34	0	1	.971
8 BEHULOVA Karolina	.214	6-5	14	2	3	0	0	0	0	3	.214	1	0	3	0	.267	0	0	0-1	4	2	1	.857
12 FERANCOVA Laura..	.200	6-3	5	1	1	0	0	0	0	1	.200	0	0	0	0	.200	0	1	2-3	1	4	0	1.000
22 CAMBALOVA Lenka..	.167	5-3	12	4	2	0	0	0	0	2	.167	0	0	3	0	.167	0	0	1-1	6	0	2	.750
3 GUNISOVA Lenka...	.000	5-4	7	1	0	0	0	0	0	0	.000	1	0	3	0	.125	0	0	0-0	5	9	4	.778
73 ZAPALACOVA Domini	.000	6-5	3	0	0	0	0	0	0	0	.000	0	0	3	0	.000	0	0	0-0	3	2	0	1.000
Totals.....	.234	7-7	184	34	43	6	0	0	24	49	.266	13	3	35	0	.294	1	5	10-14	125	60	21	.898
Opponents.....	.256	7-7	164	41	42	7	1	1	31	54	.329	29	3	12	1	.368	5	5	9-11	129	57	29	.865

LOB - Team (43), Opp (40). DPs turned - Team (3). IBB - Team (0), Opp (4).

(All games Sorted by Earned run avg)

Player	ERA	W-L	APP	GS	CG	SHO/CBO	SV	IP	H	R	ER	BB	SO	2B	3B	HR	AB	B/Avg	WP	HBP	BK	SFA	SHA
13 PYTELOVA Katarina	2.86	2-2	5	3	2	1/0	0	22.0	20	11	9	6	7	3	0	0	88	.227	2	0	0	1	3
-----																							
8 BEHULOVA Karolina	5.91	0-1	4	1	1	0/0	0	10.2	13	14	9	8	2	2	1	1	43	.302	2	1	0	3	1
73 ZAPALACOVA Domini	7.78	0-2	3	3	0	0/0	0	9.0	9	16	10	15	3	2	0	0	33	.273	3	2	0	1	1
Totals.....	4.70	2-5	7	7	3	1/0	0	41.2	42	41	28	29	12	7	1	1	164	.256	7	3	0	5	5
Opponents.....	1.63	5-2	7	7	3	1/0	1	43.0	43	34	10	13	35	6	0	0	184	.234	2	3	0	1	5

PB - Team (14), PETRIKOVA 14, Opp (5). SBA/ATT - PETRIKOVA (9-11), BEHULOVA (7-7), ZAPALACOVA (0-2), PYTELOVA (2-2).

European Cup Women B 2012  
Overall Statistics for TRNAVA PANTHERS (as of Aug 24, 2012)  
(All games Sorted by Fielding pct)

Player	C	PO	A	E	FLD%	Dps	SBA	CSB	SBA%	PB	CI
9 BARTOVICOVA Dagma	28	18	10	0	1.000	1	0	0	---	0	0
13 PYTELOVA Katarina	9	1	8	0	1.000	0	2	0	1.000	0	0
73 ZAPALACOVA Domini	5	3	2	0	1.000	0	0	2	.000	0	0
12 FERANCOVA Laura..	5	1	4	0	1.000	0	0	0	---	0	0
16 BIHARYOVA Sarah..	35	34	0	1	.971	3	0	0	---	0	0
11 MURINOVA Petra...	16	10	5	1	.938	0	0	0	---	0	0
33 KOST'ALOVA Michae	17	13	2	2	.882	1	0	0	---	0	0
20 CAMBALOVA Monika.	32	13	15	4	.875	1	0	0	---	0	0
8 BEHULOVA Karolina	7	4	2	1	.857	0	7	0	1.000	0	0
15 PETRIKOVA Linda..	19	12	3	4	.789	1	9	2	.818	14	0
3 GUNISOVA Lenka...	18	5	9	4	.778	1	0	0	---	0	0
22 CAMBALOVA Lenka..	8	6	0	2	.750	0	0	0	---	0	0
6 HORVATHOVA Lenka.	7	5	0	2	.714	0	0	0	---	0	0
Totals.....	206	125	60	21	.898	3	9	2	.818	14	0
Opponents.....	215	129	57	29	.865	0	10	4	.714	5	0

Hitting minimums - 1 Games 2.5 TPA/Game  
Pitching minimums - 1 Games 2.1 IP/Game



# European Cup Women B

Ostrava (Czech Republic) - August 20<sup>th</sup> / 25<sup>th</sup>, 2012



## Teams' Stats

	<b>United</b>	<b>DEN</b>
---	---------------	------------

European Cup Women B 2012  
Overall Statistics for UNITED (as of Aug 24, 2012)  
(All games Sorted by Batting avg)

record: 3-3

Player	AVG	GP-GS	AB	R	H	2B	3B	HR	RBI	TB	SLG%	BB	HBP	SO	GDP	OB%	SF	SH	SB-ATT	PO	A	E	FLD%
2 HOGH Clara.....	.313	6-6	16	1	5	0	0	0	1	5	.313	0	0	5	0	.313	0	4	0-0	3	3	3	.667
41 MILLWOOD Dawon...	.294	6-6	17	1	5	0	1	0	4	7	.412	3	0	2	0	.400	0	0	1-1	2	13	0	1.000
36 MELISSANT Laura..	.267	5-5	15	1	4	0	0	0	1	4	.267	1	0	1	0	.313	0	0	0-0	7	10	5	.773
14 GILHOJ Henriette..	.235	6-6	17	5	4	1	0	0	1	5	.294	4	0	3	0	.381	0	0	0-1	56	3	2	.967
74 KRAGH Merethe....	.214	6-6	14	4	3	1	0	0	1	4	.286	1	0	0	0	.267	0	1	0-0	5	0	2	.714
40 CANTOR Michelle..	.200	5-4	15	3	3	0	0	0	0	3	.200	1	0	2	0	.250	0	0	0-0	22	1	1	.958
8 KARLSEN Elisa....	.118	6-6	17	1	2	0	0	0	1	2	.118	2	0	0	0	.211	0	0	1-1	6	0	1	.857
7 LORENTZEN Betina..	.000	6-5	13	0	0	0	0	0	1	0	.000	1	0	2	1	.071	0	2	0-0	7	5	1	.923
22 JOHN Maiken.....	.250	4-2	4	0	1	1	0	0	1	2	.500	2	0	0	0	.500	0	0	1-1	4	4	0	1.000
20 CHRISTOFFERSON Ch	.143	3-3	7	0	1	0	0	0	0	1	.143	0	0	5	0	.143	0	0	0-0	4	0	2	.667
13 ASBAEK Jana.....	.000	4-4	11	0	0	0	0	0	0	0	.000	0	0	1	0	.000	0	1	0-0	1	0	0	1.000
88 SVENDSEN Birgitte	.000	4-3	3	0	0	0	0	0	0	0	.000	0	0	1	0	.000	0	0	0-0	0	0	1	.000
Totals.....	.188	6-6	149	16	28	3	1	0	11	33	.221	15	0	22	1	.262	0	8	3-4	117	39	18	.897
Opponents.....	.208	6-6	154	20	32	6	0	1	11	41	.266	13	3	48	0	.281	1	3	7-8	117	46	18	.901

LOB - Team (41), Opp (39). DPs turned - Team (3), Opp (4). IBB - Team (1), MILLWOOD 1.

(All games Sorted by Earned run avg)

Player	ERA	W-L	APP	GS	CG	SHO/CBO	SV	IP	H	R	ER	BB	SO	2B	3B	HR	AB	B/Avg	WP	HBP	BK	SFA	SHA
41 MILLWOOD Dawon...	0.80	3-2	5	5	5	1/0	0	35.0	25	11	4	8	46	4	0	1	133	.188	1	2	0	0	3
40 CANTOR Michelle..	0.00	0-0	1	0	0	0/0	0	2.2	4	2	0	2	2	1	0	0	13	.308	1	0	0	0	0
7 LORENTZEN Betina..	10.50	0-1	1	1	0	0/0	0	1.1	3	7	2	3	0	1	0	0	8	.375	0	1	0	1	0
Totals.....	1.08	3-3	6	6	5	1/0	0	39.0	32	20	6	13	48	6	0	1	154	.208	2	3	0	1	3
Opponents.....	0.90	3-3	6	6	3	1/0	0	39.0	28	16	5	15	22	3	1	0	149	.188	2	0	0	0	8

PB - Team (7), GILHOJ 7, Opp (3). SBA/ATT - MILLWOOD (7-8), GILHOJ (7-8).

European Cup Women B 2012  
Overall Statistics for UNITED (as of Aug 24, 2012)  
(All games Sorted by Fielding pct)

Player	C	PO	A	E	FLD%	Dps	SBA	CSB	SBA%	PB	CI
41 MILLWOOD Dawon...	15	2	13	0	1.000	2	7	1	.875	0	0
22 JOHN Maiken.....	8	4	4	0	1.000	1	0	0	---	0	0
13 ASBAEK Jana.....	1	1	0	0	1.000	0	0	0	---	0	0
14 GILHOJ Henriette..	61	56	3	2	.967	2	7	1	.875	7	0
40 CANTOR Michelle..	24	22	1	1	.958	0	0	0	---	0	0
7 LORENTZEN Betina..	13	7	5	1	.923	1	0	0	---	0	0
8 KARLSEN Elisa....	7	6	0	1	.857	0	0	0	---	0	0
36 MELISSANT Laura..	22	7	10	5	.773	0	0	0	---	0	0
74 KRAGH Merethe....	7	5	0	2	.714	1	0	0	---	0	0
2 HOGH Clara.....	9	3	3	3	.667	0	0	0	---	0	0
20 CHRISTOFFERSON Ch	6	4	0	2	.667	0	0	0	---	0	0
88 SVENDSEN Birgitte	1	0	0	1	.000	0	0	0	---	0	0
Totals.....	174	117	39	18	.897	3	7	1	.875	7	0
Opponents.....	181	117	46	18	.901	4	3	1	.750	3	0

Hitting minimums - 1 Games 2.5 TPA/Game  
Pitching minimums - 1 Games 2.1 IP/Game



# European Cup Women B

Ostrava (Czech Republic) - August 20<sup>th</sup> / 25<sup>th</sup>, 2012



## Leaders Summary

European Cup Women B 2012  
Batting Leaders (as of Aug 24, 2012)  
(All games)

Hitting minimums - 1 Games 2.5 TPA/Game  
Pitching minimums - 1 Games 2.1 IP/Game

Batting avg	Slugging pct	On base pct
1. LASSAIGNE Celine, FRA..... .619	1. LASSAIGNE Celine, FRA..... .952	1. LASSAIGNE Celine, FRA..... .654
2. GRANATH Tess, SWE..... .550	2. MARSHALL Kylie, GBR..... .800	GALLAGHER Diane, SWE..... .654
3. REYLAND Victoria, SUI..... .500	GRANATH Tess, SWE..... .800	3. HAVELKA Sasa, GRE..... .588
GALLAGHER Diane, SWE..... .500	4. GALLAGHER Diane, SWE..... .722	4. GIBSON-JONES Sarah, FRA.... .583
5. MARSHALL Kylie, GBR..... .480	5. SKOPCOVA Lucie, CZE..... .706	5. GRANATH Tess, SWE..... .571
6. GIBSON-JONES Sarah, FRA.... .474	6. HUNTER Raina, FRA..... .667	6. REYLAND Victoria, SUI..... .524
7. HUNTER Raina, FRA..... .458	7. REYLAND Victoria, SUI..... .650	SKOPCOVA Lucie, CZE..... .524
8. HEADLEY-COOPER Kar, GBR.... .450	8. KILLER Barbara, CRO..... .588	8. MARSHALL Kylie, GBR..... .519
9. STILLSON Bevin, GBR..... .417	9. GIBSON-JONES Sarah, FRA.... .579	HUNTER Raina, FRA..... .519
CIZMIC POKRAJAC Pe, CRO.... .417	10.HEADLEY-COOPER Kar, GBR.... .550	10.BROWN Rachel, SWE..... .500
Runs scored	Hits	Runs batted in
1. HUNTER Raina, FRA..... 11	1. LASSAIGNE Celine, FRA..... 13	1. GRANATH Tess, SWE..... 10
2. LASSAIGNE Celine, FRA..... 10	2. MARSHALL Kylie, GBR..... 12	2. REYLAND Victoria, SUI..... 9
3. KILLER Barbara, CRO..... 9	3. HUNTER Raina, FRA..... 11	3. LASSAIGNE Celine, FRA..... 8
4. MOHLEN Priya, SWE..... 8	GRANATH Tess, SWE..... 11	4. RIERA Camilla, FRA..... 7
BERGSTROM Maria, SWE..... 8	5. STILLSON Bevin, GBR..... 10	BROWN Rachel, SWE..... 7
6. MARSHALL Kylie, GBR..... 7	REYLAND Victoria, SUI..... 10	RYNIAK Karolina, CZE..... 7
CASPARIS Corina, SUI..... 7	7. HEADLEY-COOPER Kar, GBR.... 9	7. JONSSON Maria, SWE..... 6
GALLAGHER Diane, SWE..... 7	GIBSON-JONES Sarah, FRA.... 9	MARSHALL Kylie, GBR..... 6
9. 5 tied at..... 6	GALLAGHER Diane, SWE..... 9	9. GIBSON-JONES Sarah, FRA.... 5
	10.CAUCHI Cindy, FRA..... 8	10.11 tied at..... 4
Doubles	Triples	Home runs
1. LASSAIGNE Celine, FRA..... 4	1. GALLAGHER Diane, SWE..... 2	1. WYRWAS Natalia, POL..... 1
2. JUHANT Emilie, GBR..... 3	2. 10 tied at..... 1	KILLER Barbara, CRO..... 1
MARSHALL Kylie, GBR..... 3		REYLAND Victoria, SUI..... 1
JONSSON Maria, SWE..... 3		LASSAIGNE Celine, FRA..... 1
RYNIAK Karolina, CZE..... 3		SKOPCOVA Lucie, CZE..... 1
HUNTER Raina, FRA..... 3		MARSHALL Kylie, GBR..... 1
7. 10 tied at..... 2		GRANATH Tess, SWE..... 1
Total bases	Walks	Hit by pitch
1. LASSAIGNE Celine, FRA..... 20	1. GALLAGHER Diane, SWE..... 8	1. BERGSTROM Maria, SWE..... 3
MARSHALL Kylie, GBR..... 20	2. GIBSON-JONES Sarah, FRA.... 5	2. BIHARYOVA Sarah, SVK..... 2
3. GRANATH Tess, SWE..... 16	HAVELKA Sasa, GRE..... 5	MIKESKOVA Hana, CZE..... 2
HUNTER Raina, FRA..... 16	BROWN Rachel, SWE..... 5	JUHANT Emilie, GBR..... 2
5. REYLAND Victoria, SUI..... 13	5. 7 tied at..... 4	TRAYKOVA Maya, GBR..... 2
GALLAGHER Diane, SWE..... 13		6. 14 tied at..... 1
7. STILLSON Bevin, GBR..... 12		
SKOPCOVA Lucie, CZE..... 12		
9. HEADLEY-COOPER Kar, GBR.... 11		
GIBSON-JONES Sarah, FRA.... 11		
Sac bunts	Sac flies	Stolen bases
1. HOGH Clara, DEN..... 4	1. CHRZASZCZ Monika, POL..... 1	1. GALLAGHER Diane, SWE..... 7
2. 11 tied at..... 2	LASSAIGNE Celine, FRA..... 1	2. STABRAWA Agnieszka, CZE.... 6
	MARECKA Paulina, POL..... 1	3. BERGSTROM Maria, SWE..... 4
	STILLSON Bevin, GBR..... 1	HEADLEY-COOPER Kar, GBR.... 4
	SIMITOVIC Leandra, SUI..... 1	5. 7 tied at..... 3
	CHOJNACKA Pamela, POL..... 1	
	GLOUKOFF Julia, SUI..... 1	
	RYNIAK Karolina, CZE..... 1	
	CAMBALOVA Monika, SVK..... 1	
	TRAYKOVA Maya, GBR..... 1	
Total plate appearances	At bats	Steal attempts
1. JUHANT Emilie, GBR..... 28	1. BARTOVICOVA Dagmar, SVK.... 25	1. GALLAGHER Diane, SWE..... 7
HUNTER Raina, FRA..... 28	MARSHALL Kylie, GBR..... 25	2. STABRAWA Agnieszka, CZE.... 6
3. LEMAIRE Camille, FRA..... 27	3. JUHANT Emilie, GBR..... 24	3. SKOPCOVA Lucie, CZE..... 5
MARSHALL Kylie, GBR..... 27	LEMAIRE Camille, FRA..... 24	HEADLEY-COOPER Kar, GBR.... 5
LASSAIGNE Celine, FRA..... 27	HUNTER Raina, FRA..... 24	5. BERGSTROM Maria, SWE..... 4
6. STILLSON Bevin, GBR..... 26	STILLSON Bevin, GBR..... 24	KESWICK Victoria, GBR..... 4
GALLAGHER Diane, SWE..... 26	RIERA Camilla, FRA..... 24	JUHANT Emilie, GBR..... 4
BERGSTROM Maria, SWE..... 26	8. KESWICK Victoria, GBR..... 22	8. 6 tied at..... 3
RIERA Camilla, FRA..... 26	PETRIKOVA Linda, SVK..... 22	
10.3 tied at..... 25	10.4 tied at..... 21	



# European Cup Women B

Ostrava (Czech Republic) - August 20<sup>th</sup> / 25<sup>th</sup>, 2012



## Strikeouts

1. BORISOVA Milena, GBR.....	10
2. SNIEC Daria, POL.....	6
LIOSI Anastasia, GRE.....	6
PAGOULATOU Georgia, GRE....	6
CHOJNACKA Pamela, POL.....	6
BERGSTROM Malin, SWE.....	6
PADOVA Panagiota, GRE.....	6
8. 9 tied at.....	5

## Caught stealing

1. RYNIAC Karolina, CZE.....	2
SKOPCOVA Lucie, CZE.....	2
3. 14 tied at.....	1

## Grounded into DP

1. GIBSON-JONES Sarah, FRA....	2
2. LORENTZEN Betina, DEN.....	1
KOLAROVA Jana, CZE.....	1
ZOUINE Sophia, FRA.....	1

## Avg vs left

-----

## Avg vs right

1. LASSAIGNE Celine, FRA.....	.619
2. GRANATH Tess, SWE.....	.550
3. REYLAND Victoria, SUI.....	.500
GALLAGHER Diane, SWE.....	.500
5. MARSHALL Kylie, GBR.....	.480
6. GIBSON-JONES Sarah, FRA....	.474
7. HUNTER Raina, FRA.....	.458
8. HEADLEY-COOPER Kar, GBR....	.450
9. STILLSON Bevin, GBR.....	.417
CIZMIC POKRAJAC Pe, CRO....	.417

## Pct reach as leadoff

1. LASSAIGNE Celine, FRA.....	1.000
KILLER Barbara, CRO.....	1.000
MILLWOOD Dawon, DEN.....	1.000
ZURSCHMITTEN Simon, GBR....	1.000
CIZMIC POKRAJAC Pe, CRO....	1.000
6. HEADLEY-COOPER Kar, GBR....	.750
MIKESKOVA Hana, CZE.....	.750
BERGSTROM Maria, SWE.....	.750
MOHLEN Priya, SWE.....	.750
10.GALLAGHER Diane, SWE.....	.667

## Avg w/2 outs

1. GIBSON-JONES Sarah, FRA....	1.000
MELISSANT Laura, DEN.....	1.000
HAVELKA Sasa, GRE.....	1.000
4. REYLAND Victoria, SUI.....	.800
5. MOHLEN Priya, SWE.....	.750
HOGH Clara, DEN.....	.750
7. GALLAGHER Diane, SWE.....	.667
8. MARSHALL Kylie, GBR.....	.600
9. LASSAIGNE Celine, FRA.....	.556
10.PETRIKOVA Linda, SVK.....	.500

## Avg w/bases empty

1. LASSAIGNE Celine, FRA.....	1.000
2. ROLLI Jessica, SUI.....	.833
3. ROBINSSON Sofia, SWE.....	.750
4. MOHLEN Priya, SWE.....	.600
5. STILLSON Bevin, GBR.....	.500
MIKESKOVA Hana, CZE.....	.500
HEADLEY-COOPER Kar, GBR....	.500
BERGSTROM Maria, SWE.....	.500
GALLAGHER Diane, SWE.....	.500
VAN DER HULST Joke, GBR....	.500

## Avg w/runners

1. GRANATH Tess, SWE.....	.611
2. REYLAND Victoria, SUI.....	.600
3. HUNTER Raina, FRA.....	.556
4. GIBSON-JONES Sarah, FRA....	.545
5. MARSHALL Kylie, GBR.....	.500
CAUCHI Cindy, FRA.....	.500
GALLAGHER Diane, SWE.....	.500
SKOPCOVA Lucie, CZE.....	.500
CIZMIC POKRAJAC Pe, CRO....	.500
HAVELKA Sasa, GRE.....	.500

## Avg w/bases loaded

1. PETRIKOVA Linda, SVK.....	1.000
RYNIAC Karolina, CZE.....	1.000
GRANATH Tess, SWE.....	1.000
CAMBALOVA Monika, SVK.....	1.000
MELISSANT Laura, DEN.....	1.000
KRAGH Merethe, DEN.....	1.000
LINDVALL Angelica, SWE.....	1.000
GAERTNER Charline, FRA.....	1.000
9. RIERA Camilla, FRA.....	.667
PYTELOVA Katarina, SVK.....	.667

## Avg w/RBI ops

1. PODGORSKA Magdalen, POL....	1.000
2. REYLAND Victoria, SUI.....	.750
3. GRANATH Tess, SWE.....	.692
4. SKOPCOVA Lucie, CZE.....	.667
HAVELKA Sasa, GRE.....	.667
6. GIBSON-JONES Sarah, FRA....	.600
7. MARSHALL Kylie, GBR.....	.500
PETRIKOVA Linda, SVK.....	.500
CAUCHI Cindy, FRA.....	.500
GALLAGHER Diane, SWE.....	.500

## Pct adv runners

1. HAVELKA Sasa, GRE.....	.889
2. CASPARIS Corina, SUI.....	.833
3. REYLAND Victoria, SUI.....	.800
4. GIBSON-JONES Sarah, FRA....	.786
5. GALLAGHER Diane, SWE.....	.750
CAMBALOVA Monika, SVK.....	.750
ZURSCHMITTEN Simon, GBR....	.750
8. PETRIKOVA Linda, SVK.....	.727
9. BARTOVICOVA Dagmar, SVK....	.714
CIZMIC POKRAJAC Pe, CRO....	.714

## Pinch hitting avg

1. JOHN Maiken, DEN.....	.000
HERMANSSON Sanna, SWE.....	.000
ROBINSSON Sofia, SWE.....	.000
PADOVA Panagiota, GRE.....	.000
ZOUINE Sophia, FRA.....	.000
DAVIDOVA Karolina, CZE.....	.000
CASPARIS Corina, SUI.....	.000
BEST Stephanie, FRA.....	.000
KOLAROVA Jana, CZE.....	.000
CHOJNACKA Pamela, POL.....	.000

## Pinch hit at bats

1. HERMANSSON Sanna, SWE.....	2
JOHN Maiken, DEN.....	2
ROBINSSON Sofia, SWE.....	2
4. 15 tied at.....	1

## Pinch hits

-----

## 2-out RBIs

1. RIERA Camilla, FRA.....	7
2. JONSSON Maria, SWE.....	5
RYNIAC Karolina, CZE.....	5
GIBSON-JONES Sarah, FRA....	5
5. GRANATH Tess, SWE.....	4
MARSHALL Kylie, GBR.....	4
REYLAND Victoria, SUI.....	4
BROWN Rachel, SWE.....	4
9. 3 tied at.....	3

## Runners advanced

1. MOHLEN Priya, SWE.....	6
HOGH Clara, DEN.....	6
3. ZURSCHMITTEN Simon, GBR....	5
BONAUDO Marion, FRA.....	5
5. RIERA Camilla, FRA.....	4
BERGSTROM Maria, SWE.....	4
BERGSTROM Malin, SWE.....	4
PAGOULATOU Georgia, GRE....	4
HAVELKA Sasa, GRE.....	4
JONSSON Maria, SWE.....	4

## Runners left on base

1. BERGSTROM Maria, SWE.....	10
TRAYKOVA Maya, GBR.....	10
3. WINKLER Sarah, SUI.....	9
KARLSEN Elisa, DEN.....	9
5. KOUSOULOU Anna, GRE.....	8
LEMAIRE Camille, FRA.....	8
STILLSON Bevin, GBR.....	8
8. 6 tied at.....	7

## Fly outs

1. MIKESKOVA Hana, CZE.....	10
JUHANT Emilie, GBR.....	10
3. RYNIAC Karolina, CZE.....	9
4. LORENTZEN Betina, DEN.....	8
PODGORSKA Magdalen, POL....	8
GLOUKOFF Julia, SUI.....	8
NOVAK Jacquelyn, SUI.....	8
LEMAIRE Camille, FRA.....	8
MILLWOOD Dawon, DEN.....	8
JONSSON Maria, SWE.....	8

## Ground outs

1. BONAUDO Marion, FRA.....	11
ASBAEK Jana, DEN.....	11
3. KESWICK Victoria, GBR.....	9
4. MOHLEN Priya, SWE.....	8
LEMAIRE Camille, FRA.....	8
RIERA Camilla, FRA.....	8
BERGSTROM Maria, SWE.....	8
8. 4 tied at.....	7

## Fly outs/Ground outs

1. REYLAND Victoria, SUI.....	99.00
GILHOJ Henriette, DEN.....	99.00
PODGORSKA Magdalen, POL....	99.00
4. RYNIAC Karolina, CZE.....	9.00
5. MILLWOOD Dawon, DEN.....	8.00
6. WYRWAS Natalia, POL.....	7.00
7. MIKESKOVA Hana, CZE.....	5.00
8. KRAGH Merethe, DEN.....	3.50
9. GRANATH Tess, SWE.....	3.00
10.HUNTER Raina, FRA.....	2.33



# European Cup Women B

Ostrava (Czech Republic) - August 20<sup>th</sup> / 25<sup>th</sup>, 2012



## Ground outs/Fly outs

1. HAVELKA Sasa, GRE.....	5.00
2. BONAUDO Marion, FRA.....	3.67
3. HOGH Clara, DEN.....	3.50
BERGSTROM Malin, SWE.....	3.50
5. KASAJIKOVA Katerin, CZE....	3.00
ZURSCHMITTEN Simon, GBR....	3.00
7. MOHLEN Priya, SWE.....	2.67
8. KESWICK Victoria, GBR.....	2.25
9. BERGSTROM Maria, SWE.....	2.00
MURINOVA Petra, SVK.....	2.00

## Hits per game

1. LASSAIGNE Celine, FRA.....	1.86
2. MARSHALL Kylie, GBR.....	1.71
3. HUNTER Raina, FRA.....	1.57
GRANATH Tess, SWE.....	1.57
5. STILLSON Bevin, GBR.....	1.43
REYLAND Victoria, SUI.....	1.43
7. HEADLEY-COOPER Kar, GBR....	1.29
GIBSON-JONES Sarah, FRA....	1.29
GALLAGHER Diane, SWE.....	1.29
10. SKOPCOVA Lucie, CZE.....	1.17

## Triples per game

1. GALLAGHER Diane, SWE.....	0.29
2. MILLWOOD Dawon, DEN.....	0.17
KILLER Barbara, CRO.....	0.17
PODGORSKA Magdalen, POL....	0.17
5. MARSHALL Kylie, GBR.....	0.14
HUNTER Raina, FRA.....	0.14
RIERA Camilla, FRA.....	0.14
HEADLEY-COOPER Kar, GBR....	0.14
GLOUKOFF Julia, SUI.....	0.14
ZURSCHMITTEN Simon, GBR....	0.14

## Stolen bases per game

1. GALLAGHER Diane, SWE.....	1.00
2. HEADLEY-COOPER Kar, GBR....	0.57
BERGSTROM Maria, SWE.....	0.57
4. SKOPCOVA Lucie, CZE.....	0.50
5. BARTOVICOVA Dagmar, SVK....	0.43
JUHANT Emilie, GBR.....	0.43
KESWICK Victoria, GBR.....	0.43
REYLAND Victoria, SUI.....	0.43
9. CASPARIS Corina, SUI.....	0.33
CHATZIGEOROPOULOU, GRE....	0.33

## At bats per game

1. BARTOVICOVA Dagmar, SVK....	3.57
MARSHALL Kylie, GBR.....	3.57
3. HUNTER Raina, FRA.....	3.43
JUHANT Emilie, GBR.....	3.43
STILLSON Bevin, GBR.....	3.43
RIERA Camilla, FRA.....	3.43
LEMAIRE Camille, FRA.....	3.43
8. KASAJIKOVA Katerin, CZE....	3.17
9. KESWICK Victoria, GBR.....	3.14
PETRIKOVA Linda, SVK.....	3.14

## Runs scored per game

1. HUNTER Raina, FRA.....	1.57
2. KILLER Barbara, CRO.....	1.50
3. LASSAIGNE Celine, FRA.....	1.43
4. CASPARIS Corina, SUI.....	1.17
5. BERGSTROM Maria, SWE.....	1.14
MOHLEN Priya, SWE.....	1.14
7. MARSHALL Kylie, GBR.....	1.00
GALLAGHER Diane, SWE.....	1.00
SKOPCOVA Lucie, CZE.....	1.00
10. NOVAK Jacquelyn, SUI.....	0.86

## Homers per game

1. SKOPCOVA Lucie, CZE.....	0.17
KILLER Barbara, CRO.....	0.17
WYRWAS Natalia, POL.....	0.17
4. MARSHALL Kylie, GBR.....	0.14
LASSAIGNE Celine, FRA.....	0.14
GRANATH Tess, SWE.....	0.14
REYLAND Victoria, SUI.....	0.14
8. BARTOVICOVA Dagmar, SVK....	0.00
LEMAIRE Camille, FRA.....	0.00
RIERA Camilla, FRA.....	0.00

## Walks per game

1. GALLAGHER Diane, SWE.....	1.14
2. HAVELKA Sasa, GRE.....	0.83
3. GIBSON-JONES Sarah, FRA....	0.71
BROWN Rachel, SWE.....	0.71
5. SKOPCOVA Lucie, CZE.....	0.67
GILHOJ Henriette, DEN.....	0.67
7. LASSAIGNE Celine, FRA.....	0.57
JONSSON Maria, SWE.....	0.57
MURINOVA Petra, SVK.....	0.57
CAMBALOVA Monika, SVK.....	0.57

## Plate appearances/game

1. JUHANT Emilie, GBR.....	4.00
HUNTER Raina, FRA.....	4.00
3. MARSHALL Kylie, GBR.....	3.86
LEMAIRE Camille, FRA.....	3.86
LASSAIGNE Celine, FRA.....	3.86
6. STILLSON Bevin, GBR.....	3.71
RIERA Camilla, FRA.....	3.71
BERGSTROM Maria, SWE.....	3.71
GALLAGHER Diane, SWE.....	3.71
10. SKOPCOVA Lucie, CZE.....	3.67

## Doubles per game

1. LASSAIGNE Celine, FRA.....	0.57
2. MARSHALL Kylie, GBR.....	0.43
JUHANT Emilie, GBR.....	0.43
HUNTER Raina, FRA.....	0.43
RYNIAK Karolina, CZE.....	0.43
JONSSON Maria, SWE.....	0.43
7. BONAUDO Marion, FRA.....	0.33
CASPARIS Corina, SUI.....	0.33
SKOPCOVA Lucie, CZE.....	0.33
10. STILLSON Bevin, GBR.....	0.29

## RBIs per game

1. GRANATH Tess, SWE.....	1.43
2. REYLAND Victoria, SUI.....	1.29
3. LASSAIGNE Celine, FRA.....	1.14
4. RIERA Camilla, FRA.....	1.00
RYNIAK Karolina, CZE.....	1.00
BROWN Rachel, SWE.....	1.00
7. MARSHALL Kylie, GBR.....	0.86
JONSSON Maria, SWE.....	0.86
9. GIBSON-JONES Sarah, FRA....	0.71
10. MILLWOOD Dawon, DEN.....	0.67

## Strikeouts per game

1. GRANATH Tess, SWE.....	0.00
GALLAGHER Diane, SWE.....	0.00
KARLSEN Elisa, DEN.....	0.00
BROWN Rachel, SWE.....	0.00
KRAGH Merethe, DEN.....	0.00
6. NOVAK Jacquelyn, SUI.....	0.14
GLOUKOFF Julia, SUI.....	0.14
GIBSON-JONES Sarah, FRA....	0.14
MOHLEN Priya, SWE.....	0.14
10. BONAUDO Marion, FRA.....	0.17



# European Cup Women B

Ostrava (Czech Republic) - August 20<sup>th</sup> / 25<sup>th</sup>, 2012



European Cup Women B 2012  
Pitching Leaders (as of Aug 24, 2012)  
(All games)

Hitting minimums - 1 Games 2.5 TPA/Game  
Pitching minimums - 1 Games 2.1 IP/Game

#### Earned run avg

1. BROWN Rachel, SWE.....	0.18
2. MILLWOOD Dawon, DEN.....	0.80
3. REYLAND Victoria, SUI.....	1.25
4. LASSAIGNE Celine, FRA.....	1.33
5. VAN DER HULST Joke, GBR....	1.67
6. ZUPANIC Tihana, CRO.....	2.00
7. WYRWAS Natalia, POL.....	2.51
8. GAERTNER Charline, FRA.....	2.62
9. PYTELOVA Katarina, SVK.....	2.86
10.KOUSOULOU Anna, GRE.....	3.00

#### Opposing bat avg

1. BROWN Rachel, SWE.....	.139
2. REYLAND Victoria, SUI.....	.183
3. MILLWOOD Dawon, DEN.....	.188
4. LASSAIGNE Celine, FRA.....	.189
5. GAERTNER Charline, FRA.....	.212
6. ZUPANIC Tihana, CRO.....	.213
7. PYTELOVA Katarina, SVK.....	.227
8. MIKESKOVA Hana, CZE.....	.233
9. VAN DER HULST Joke, GBR....	.255
10.WYRWAS Natalia, POL.....	.257

#### Innings pitched

1. BROWN Rachel, SWE.....	38.0
2. VAN DER HULST Joke, GBR....	37.2
3. MILLWOOD Dawon, DEN.....	35.0
4. KOUSOULOU Anna, GRE.....	32.2
5. REYLAND Victoria, SUI.....	28.0
6. WYRWAS Natalia, POL.....	22.1
7. PYTELOVA Katarina, SVK.....	22.0
8. ZUPANIC Tihana, CRO.....	21.0
LASSAIGNE Celine, FRA.....	21.0
10.MIKESKOVA Hana, CZE.....	18.0

#### Batters struck out

1. BROWN Rachel, SWE.....	70
2. MILLWOOD Dawon, DEN.....	46
3. REYLAND Victoria, SUI.....	29
4. VAN DER HULST Joke, GBR....	28
5. ZUPANIC Tihana, CRO.....	25
6. KOUSOULOU Anna, GRE.....	19
7. LASSAIGNE Celine, FRA.....	13
WYRWAS Natalia, POL.....	13
9. HARAMINA Michaela, CRO.....	10
10.GAERTNER Charline, FRA.....	9

#### Batters SO out looking

1. MILLWOOD Dawon, DEN.....	13
2. VAN DER HULST Joke, GBR....	9
3. REYLAND Victoria, SUI.....	8
KOUSOULOU Anna, GRE.....	8
5. ZUPANIC Tihana, CRO.....	6
6. LASSAIGNE Celine, FRA.....	5
7. GRZESZCZAK Aleksand, CZE....	4
HARAMINA Michaela, CRO.....	4
9. 3 tied at.....	3

#### Wins

1. BROWN Rachel, SWE.....	6
2. VAN DER HULST Joke, GBR....	5
3. LASSAIGNE Celine, FRA.....	4
REYLAND Victoria, SUI.....	4
5. GRZESZCZAK Aleksand, CZE....	3
MILLWOOD Dawon, DEN.....	3
7. PYTELOVA Katarina, SVK.....	2
KOUSOULOU Anna, GRE.....	2
9. 4 tied at.....	1

#### Saves

1. MOHLEN Priya, SWE.....	1
BELUNKOVA Aneta, CZE.....	1

#### Appearances

1. VAN DER HULST Joke, GBR....	7
BROWN Rachel, SWE.....	7
3. KOUSOULOU Anna, GRE.....	6
ZUPANIC Tihana, CRO.....	6
5. GRZESZCZAK Aleksand, CZE....	5
WYRWAS Natalia, POL.....	5
PYTELOVA Katarina, SVK.....	5
REYLAND Victoria, SUI.....	5
MILLWOOD Dawon, DEN.....	5
LASSAIGNE Celine, FRA.....	5

#### Games started

1. BROWN Rachel, SWE.....	7
2. VAN DER HULST Joke, GBR....	6
KOUSOULOU Anna, GRE.....	6
4. REYLAND Victoria, SUI.....	5
MILLWOOD Dawon, DEN.....	5
6. ZUPANIC Tihana, CRO.....	4
WYRWAS Natalia, POL.....	4
8. 5 tied at.....	3

#### Games finished

1. GRZESZCZAK Aleksand, CZE....	3
2. LASSAIGNE Celine, FRA.....	2
MARSHALL Kylie, GBR.....	2
ZUPANIC Tihana, CRO.....	2
MOHLEN Priya, SWE.....	2
SNIEC Daria, POL.....	2
PYTELOVA Katarina, SVK.....	2
8. 10 tied at.....	1

#### Games in relief

1. BEHULOVA Karolina, SVK.....	3
GRZESZCZAK Aleksand, CZE....	3
3. SNIEC Daria, POL.....	2
PYTELOVA Katarina, SVK.....	2
MOHLEN Priya, SWE.....	2
BELUNKOVA Aneta, CZE.....	2
LASSAIGNE Celine, FRA.....	2
MARSHALL Kylie, GBR.....	2
ZUPANIC Tihana, CRO.....	2
10.10 tied at.....	1

#### Sac bunts allowed

1. VAN DER HULST Joke, GBR....	6
BROWN Rachel, SWE.....	6
3. WYRWAS Natalia, POL.....	5
4. MIKESKOVA Hana, CZE.....	4
GRZESZCZAK Aleksand, CZE....	4
REYLAND Victoria, SUI.....	4
SNIEC Daria, POL.....	4
8. 5 tied at.....	3

#### Sac flies allowed

1. BEHULOVA Karolina, SVK.....	3
2. WYRWAS Natalia, POL.....	1
ZAPALACOVA Dominik, SVK....	1
KOUSOULOU Anna, GRE.....	1
REYLAND Victoria, SUI.....	1
PYTELOVA Katarina, SVK.....	1
LORENTZEN Betina, DEN.....	1
GRZESZCZAK Aleksand, CZE....	1

#### Losses

1. KOUSOULOU Anna, GRE.....	4
2. WYRWAS Natalia, POL.....	3
HARAMINA Michaela, CRO.....	3
4. ZAPALACOVA Dominik, SVK....	2
MILLWOOD Dawon, DEN.....	2
PYTELOVA Katarina, SVK.....	2
ZUPANIC Tihana, CRO.....	2
SIMITOVIC Leandra, SUI.....	2
MIKESKOVA Hana, CZE.....	2
VAN DER HULST Joke, GBR....	2

#### Runners picked off

1. ZUPANIC Tihana, CRO.....	6
2. SIMITOVIC Leandra, SUI.....	3
3. MARSHALL Kylie, GBR.....	2
MILLWOOD Dawon, DEN.....	2
GRZESZCZAK Aleksand, CZE....	2
SNIEC Daria, POL.....	2
ZAPALACOVA Dominik, SVK....	2
8. 6 tied at.....	1

#### Wild pitches

1. LASSAIGNE Celine, FRA.....	5
ZUPANIC Tihana, CRO.....	5
3. KOUSOULOU Anna, GRE.....	4
4. ZAPALACOVA Dominik, SVK....	3
WYRWAS Natalia, POL.....	3
SNIEC Daria, POL.....	3
SIMITOVIC Leandra, SUI.....	3
8. 6 tied at.....	2

#### Balks

-----

#### Hit batters

1. ZUPANIC Tihana, CRO.....	6
2. SIMITOVIC Leandra, SUI.....	3
3. MARSHALL Kylie, GBR.....	2
MILLWOOD Dawon, DEN.....	2
GRZESZCZAK Aleksand, CZE....	2
SNIEC Daria, POL.....	2
ZAPALACOVA Dominik, SVK....	2
8. 6 tied at.....	1

#### Intentional BB allowed

1. WYRWAS Natalia, POL.....	1
2. ZUPANIC Tihana, CRO.....	2
BEHULOVA Karolina, SVK.....	2
ZAPALACOVA Dominik, SVK....	2
5. HARAMINA Michaela, CRO.....	1

#### Hits allowed

1. LASSAIGNE Celine, FRA.....	14
GAERTNER Charline, FRA.....	14
3. MIKESKOVA Hana, CZE.....	17
ZUPANIC Tihana, CRO.....	17
5. REYLAND Victoria, SUI.....	19
BROWN Rachel, SWE.....	19
7. PYTELOVA Katarina, SVK.....	20
GRZESZCZAK Aleksand, CZE....	20
9. MILLWOOD Dawon, DEN.....	25
10.WYRWAS Natalia, POL.....	26

#### Runs allowed

1. REYLAND Victoria, SUI.....	7
LASSAIGNE Celine, FRA.....	7
3. GAERTNER Charline, FRA.....	9
4. MILLWOOD Dawon, DEN.....	11
MIKESKOVA Hana, CZE.....	11
PYTELOVA Katarina, SVK.....	11
7. GRZESZCZAK Aleksand, CZE....	13
8. BROWN Rachel, SWE.....	14
9. SIMITOVIC Leandra, SUI.....	17
10.VAN DER HULST Joke, GBR....	18





# European Cup Women B

Ostrava (Czech Republic) - August 20<sup>th</sup> / 25<sup>th</sup>, 2012



## Earned runs allowed

1. BROWN Rachel, SWE.....	1
2. MILLWOOD Dawon, DEN.....	4
LASSAIGNE Celine, FRA.....	4
4. REYLAND Victoria, SUI.....	5
5. GAERTNER Charline, FRA.....	6
ZUPANIC Tihana, CRO.....	6
7. GRZESZCZAK Aleksand, CZE.....	8
WYRWAS Natalia, POL.....	8
9. VAN DER HULST Joke, GBR.....	9
PYTELOVA Katarina, SVK.....	9

## Walks allowed

1. GRZESZCZAK Aleksand, CZE....	1
2. MIKESKOVA Hana, CZE.....	3
3. BROWN Rachel, SWE.....	4
4. SIMITOVIC Leandra, SUI.....	5
REYLAND Victoria, SUI.....	5
6. PYTELOVA Katarina, SVK.....	6
7. MILLWOOD Dawon, DEN.....	8
LASSAIGNE Celine, FRA.....	8
WYRWAS Natalia, POL.....	8
GAERTNER Charline, FRA.....	8

## Doubles allowed

1. REYLAND Victoria, SUI.....	0
2. ZUPANIC Tihana, CRO.....	2
VAN DER HULST Joke, GBR....	2
BROWN Rachel, SWE.....	2
MIKESKOVA Hana, CZE.....	2
GRZESZCZAK Aleksand, CZE....	2
7. PYTELOVA Katarina, SVK.....	3
LASSAIGNE Celine, FRA.....	3
GAERTNER Charline, FRA.....	3
SIMITOVIC Leandra, SUI.....	3

## Triples allowed

1. WYRWAS Natalia, POL.....	0
REYLAND Victoria, SUI.....	0
MILLWOOD Dawon, DEN.....	0
GAERTNER Charline, FRA.....	0
LASSAIGNE Celine, FRA.....	0
PYTELOVA Katarina, SVK.....	0
BROWN Rachel, SWE.....	0
8. MIKESKOVA Hana, CZE.....	1
KOUSOULOU Anna, GRE.....	1
SIMITOVIC Leandra, SUI.....	1

## Home runs allowed

1. WYRWAS Natalia, POL.....	0
VAN DER HULST Joke, GBR....	0
GAERTNER Charline, FRA.....	0
LASSAIGNE Celine, FRA.....	0
PYTELOVA Katarina, SVK.....	0
BROWN Rachel, SWE.....	0
MIKESKOVA Hana, CZE.....	0
ZUPANIC Tihana, CRO.....	0
9. SIMITOVIC Leandra, SUI.....	1
GRZESZCZAK Aleksand, CZE....	1

## B/avg vs left

1. KOUSOULOU Anna, GRE.....	.000
VAN DER HULST Joke, GBR....	.000
BROWN Rachel, SWE.....	.000
MILLWOOD Dawon, DEN.....	.000
WYRWAS Natalia, POL.....	.000
REYLAND Victoria, SUI.....	.000
ZUPANIC Tihana, CRO.....	.000
PYTELOVA Katarina, SVK.....	.000
LASSAIGNE Celine, FRA.....	.000
SIMITOVIC Leandra, SUI.....	.000

## B/avg vs right

1. BROWN Rachel, SWE.....	.139
2. REYLAND Victoria, SUI.....	.183
3. MILLWOOD Dawon, DEN.....	.188
4. LASSAIGNE Celine, FRA.....	.189
5. GAERTNER Charline, FRA.....	.212
6. ZUPANIC Tihana, CRO.....	.213
7. PYTELOVA Katarina, SVK.....	.227
8. MIKESKOVA Hana, CZE.....	.233
9. VAN DER HULST Joke, GBR....	.255
10. WYRWAS Natalia, POL.....	.257

## B/avg vs leadoff

1. BROWN Rachel, SWE.....	.154
2. MILLWOOD Dawon, DEN.....	.212
3. REYLAND Victoria, SUI.....	.250
4. GAERTNER Charline, FRA.....	.294
5. LASSAIGNE Celine, FRA.....	.350
6. KOUSOULOU Anna, GRE.....	.364
7. SIMITOVIC Leandra, SUI.....	.400
8. VAN DER HULST Joke, GBR....	.405
9. MIKESKOVA Hana, CZE.....	.444
10. GRZESZCZAK Aleksand, CZE....	.462

## B/avg w/2 outs

1. BROWN Rachel, SWE.....	.093
2. ZUPANIC Tihana, CRO.....	.160
3. MILLWOOD Dawon, DEN.....	.167
MIKESKOVA Hana, CZE.....	.167
5. REYLAND Victoria, SUI.....	.189
6. WYRWAS Natalia, POL.....	.200
7. GRZESZCZAK Aleksand, CZE....	.211
8. LASSAIGNE Celine, FRA.....	.222
9. GAERTNER Charline, FRA.....	.250
10. VAN DER HULST Joke, GBR....	.271

## B/avg w/runners

1. REYLAND Victoria, SUI.....	.132
2. BROWN Rachel, SWE.....	.140
3. MILLWOOD Dawon, DEN.....	.190
4. LASSAIGNE Celine, FRA.....	.212
5. PYTELOVA Katarina, SVK.....	.224
6. MIKESKOVA Hana, CZE.....	.233
7. WYRWAS Natalia, POL.....	.233
8. GAERTNER Charline, FRA.....	.241
9. ZUPANIC Tihana, CRO.....	.261
10. KOUSOULOU Anna, GRE.....	.280

## Fly ball outs

1. KOUSOULOU Anna, GRE.....	40
2. REYLAND Victoria, SUI.....	38
3. VAN DER HULST Joke, GBR....	31
4. MIKESKOVA Hana, CZE.....	26
5. MILLWOOD Dawon, DEN.....	24
WYRWAS Natalia, POL.....	24
PYTELOVA Katarina, SVK.....	24
8. LASSAIGNE Celine, FRA.....	23
9. BROWN Rachel, SWE.....	21
GRZESZCZAK Aleksand, CZE....	21

## Ground ball outs

1. VAN DER HULST Joke, GBR....	49
2. KOUSOULOU Anna, GRE.....	36
3. PYTELOVA Katarina, SVK.....	33
4. MILLWOOD Dawon, DEN.....	30
5. WYRWAS Natalia, POL.....	27
6. MIKESKOVA Hana, CZE.....	23
7. GAERTNER Charline, FRA.....	21
LASSAIGNE Celine, FRA.....	21
SIMITOVIC Leandra, SUI.....	21
BROWN Rachel, SWE.....	21

## Fly/Ground outs

1. REYLAND Victoria, SUI.....	2.53
2. GRZESZCZAK Aleksand, CZE....	1.24
3. MIKESKOVA Hana, CZE.....	1.13
4. KOUSOULOU Anna, GRE.....	1.11
5. LASSAIGNE Celine, FRA.....	1.10
6. BROWN Rachel, SWE.....	1.00
ZUPANIC Tihana, CRO.....	1.00
8. WYRWAS Natalia, POL.....	0.89
9. GAERTNER Charline, FRA.....	0.86
10. SIMITOVIC Leandra, SUI.....	0.81

## Ground/Fly outs

1. VAN DER HULST Joke, GBR....	1.58
2. PYTELOVA Katarina, SVK.....	1.38
3. MILLWOOD Dawon, DEN.....	1.25
4. SIMITOVIC Leandra, SUI.....	1.24
5. GAERTNER Charline, FRA.....	1.17
6. WYRWAS Natalia, POL.....	1.13
7. BROWN Rachel, SWE.....	1.00
ZUPANIC Tihana, CRO.....	1.00
9. LASSAIGNE Celine, FRA.....	0.91
10. KOUSOULOU Anna, GRE.....	0.90

## Fly outs/game

1. MIKESKOVA Hana, CZE.....	10.11
2. REYLAND Victoria, SUI.....	9.50
3. GRZESZCZAK Aleksand, CZE....	9.38
4. KOUSOULOU Anna, GRE.....	8.57
5. SIMITOVIC Leandra, SUI.....	7.93
6. GAERTNER Charline, FRA.....	7.88
7. LASSAIGNE Celine, FRA.....	7.67
8. PYTELOVA Katarina, SVK.....	7.64
9. WYRWAS Natalia, POL.....	7.52
10. VAN DER HULST Joke, GBR....	5.76

## Ground outs/game

1. PYTELOVA Katarina, SVK.....	10.50
2. SIMITOVIC Leandra, SUI.....	9.80
3. GAERTNER Charline, FRA.....	9.19
4. VAN DER HULST Joke, GBR....	9.11
5. MIKESKOVA Hana, CZE.....	8.94
6. WYRWAS Natalia, POL.....	8.46
7. KOUSOULOU Anna, GRE.....	7.71
8. GRZESZCZAK Aleksand, CZE....	7.60
9. LASSAIGNE Celine, FRA.....	7.00
10. MILLWOOD Dawon, DEN.....	6.00

## Innings per game

1. MILLWOOD Dawon, DEN.....	7.00
2. MIKESKOVA Hana, CZE.....	6.00
3. REYLAND Victoria, SUI.....	5.60
4. KOUSOULOU Anna, GRE.....	5.44
5. BROWN Rachel, SWE.....	5.43
6. VAN DER HULST Joke, GBR....	5.38
7. GAERTNER Charline, FRA.....	5.33
8. SIMITOVIC Leandra, SUI.....	5.00
9. WYRWAS Natalia, POL.....	4.47
10. PYTELOVA Katarina, SVK.....	4.40

## Strikeouts/game

1. BROWN Rachel, SWE.....	12.89
2. MILLWOOD Dawon, DEN.....	9.20
3. ZUPANIC Tihana, CRO.....	8.33
4. REYLAND Victoria, SUI.....	7.25
5. VAN DER HULST Joke, GBR....	5.20
6. LASSAIGNE Celine, FRA.....	4.33
7. WYRWAS Natalia, POL.....	4.07
8. KOUSOULOU Anna, GRE.....	4.07
9. GAERTNER Charline, FRA.....	3.94
10. GRZESZCZAK Aleksand, CZE....	3.57

## Walks allowed/game

1. GRZESZCZAK Aleksand, CZE....	0.45
2. BROWN Rachel, SWE.....	0.74
3. MIKESKOVA Hana, CZE.....	1.17
4. REYLAND Victoria, SUI.....	1.25
5. VAN DER HULST Joke, GBR....	1.49
6. MILLWOOD Dawon, DEN.....	1.60
7. PYTELOVA Katarina, SVK.....	1.91
8. SIMITOVIC Leandra, SUI.....	2.33
9. WYRWAS Natalia, POL.....	2.51
10. LASSAIGNE Celine, FRA.....	2.67



# European Cup Women B

Ostrava (Czech Republic) - August 20<sup>th</sup> / 25<sup>th</sup>, 2012



## Doubles allowed/game

1. REYLAND Victoria, SUI.....	0.00
2. BROWN Rachel, SWE.....	0.37
3. VAN DER HULST Joke, GBR....	0.37
4. ZUPANIC Tihana, CRO.....	0.67
5. MIKESKOVA Hana, CZE.....	0.78
6. MILLWOOD Dawon, DEN.....	0.80
7. GRZESZAK Aleksand, CZE....	0.89
8. PYTELOVA Katarina, SVK.....	0.95
9. LASSAIGNE Celine, FRA.....	1.00
10. GAERTNER Charline, FRA.....	1.31

## Batters faced/game

1. SIMITOVIC Leandra, SUI.....	38.73
2. WYRWAS Natalia, POL.....	36.04
3. KOUSOULOU Anna, GRE.....	35.79
4. ZUPANIC Tihana, CRO.....	35.67
5. GRZESZAK Aleksand, CZE....	33.06
6. GAERTNER Charline, FRA.....	32.81
7. MIKESKOVA Hana, CZE.....	31.50
8. PYTELOVA Katarina, SVK.....	31.18
9. VAN DER HULST Joke, GBR....	29.55
10. MILLWOOD Dawon, DEN.....	29.20

## Earned runs/game

1. BROWN Rachel, SWE.....	0.18
2. MILLWOOD Dawon, DEN.....	0.80
3. REYLAND Victoria, SUI.....	1.25
4. LASSAIGNE Celine, FRA.....	1.33
5. VAN DER HULST Joke, GBR....	1.67
6. ZUPANIC Tihana, CRO.....	2.00
7. WYRWAS Natalia, POL.....	2.51
8. GAERTNER Charline, FRA.....	2.62
9. PYTELOVA Katarina, SVK.....	2.86
10. KOUSOULOU Anna, GRE.....	3.00

## Triples allowed/game

1. BROWN Rachel, SWE.....	0.00
MILLWOOD Dawon, DEN.....	0.00
REYLAND Victoria, SUI.....	0.00
WYRWAS Natalia, POL.....	0.00
PYTELOVA Katarina, SVK.....	0.00
LASSAIGNE Celine, FRA.....	0.00
GAERTNER Charline, FRA.....	0.00
8. KOUSOULOU Anna, GRE.....	0.21
9. ZUPANIC Tihana, CRO.....	0.33
10. VAN DER HULST Joke, GBR....	0.37

## Hits allowed/game

1. BROWN Rachel, SWE.....	3.50
2. LASSAIGNE Celine, FRA.....	4.67
3. REYLAND Victoria, SUI.....	4.75
4. MILLWOOD Dawon, DEN.....	5.00
5. ZUPANIC Tihana, CRO.....	5.67
6. GAERTNER Charline, FRA.....	6.12
7. PYTELOVA Katarina, SVK.....	6.36
8. MIKESKOVA Hana, CZE.....	6.61
9. VAN DER HULST Joke, GBR....	6.88
10. WYRWAS Natalia, POL.....	8.15

## Homers allowed/game

1. BROWN Rachel, SWE.....	0.00
VAN DER HULST Joke, GBR....	0.00
WYRWAS Natalia, POL.....	0.00
PYTELOVA Katarina, SVK.....	0.00
LASSAIGNE Celine, FRA.....	0.00
ZUPANIC Tihana, CRO.....	0.00
MIKESKOVA Hana, CZE.....	0.00
GAERTNER Charline, FRA.....	0.00
9. MILLWOOD Dawon, DEN.....	0.20
10. REYLAND Victoria, SUI.....	0.25

## Runs allowed/game

1. REYLAND Victoria, SUI.....	1.75
2. MILLWOOD Dawon, DEN.....	2.20
3. LASSAIGNE Celine, FRA.....	2.33
4. BROWN Rachel, SWE.....	2.58
5. VAN DER HULST Joke, GBR....	3.35
6. PYTELOVA Katarina, SVK.....	3.50
7. GAERTNER Charline, FRA.....	3.94
8. MIKESKOVA Hana, CZE.....	4.28
9. GRZESZAK Aleksand, CZE....	5.81
10. ZUPANIC Tihana, CRO.....	6.33



# European Cup Women B

Ostrava (Czech Republic) - August 20<sup>th</sup> / 25<sup>th</sup>, 2012



European Cup Women B 2012  
Fielding Leaders (as of Aug 24, 2012)  
(All games)

Hitting minimums - 1 Games  
Pitching minimums - 1 Games 2.1 IP/Game

#### Fielding pct

1. RIERA Camilla, FRA.....	1.000
BARTOVICOVA Dagmar, SVK....	1.000
BORISOVA Milena, GBR.....	1.000
MIKESKOVA Hana, CZE.....	1.000
GLOUKOFF Julia, SUI.....	1.000
SINDLEROVA Mirosla, CZE....	1.000
HUNTER Raina, FRA.....	1.000
MILLWOOD Dawon, DEN.....	1.000
REYLAND Victoria, SUI.....	1.000
RYNIAK Karolina, CZE.....	1.000

#### Assists

1. CMBALOVA Monika, SVK.....	15
2. JUHANT Emilie, GBR.....	14
VITKOVA Sabina, CZE.....	14
BORISOVA Milena, GBR.....	14
VAN DER HULST Joke, GBR....	14
6. MILLWOOD Dawon, DEN.....	13
7. KRAWCZYK Anna, POL.....	12
ZUPANIC Tihana, CRO.....	12
CAUCHI Cindy, FRA.....	12
10.2 tied at.....	11

#### Catchers interference

-----

#### Caught stealing by

1. RIERA Camilla, FRA.....	5
2. GRANATH Tess, SWE.....	3
BROWN Rachel, SWE.....	3
LASSAIGNE Celine, FRA.....	3
5. 8 tied at.....	2

#### Chances

1. GRANATH Tess, SWE.....	64
2. GILHOJ Henriette, DEN.....	61
3. JONSSON Maria, SWE.....	47
4. ROLLI Jessica, SUI.....	45
ZOUINE Sophia, FRA.....	45
6. KILLER Barbara, CRO.....	42
7. MARSHALL Kylie, GBR.....	38
8. STILLSON Bevin, GBR.....	36
9. BIHARYOVA Sarah, SVK.....	35
10.2 tied at.....	32

#### Fielding double plays

1. JUHANT Emilie, GBR.....	4
2. WYRWAS Natalia, POL.....	3
BIHARYOVA Sarah, SVK.....	3
4. BAUMGARTER Fabienn, SUI....	2
MILLWOOD Dawon, DEN.....	2
NIEWIADOMSKA Aleks, POL....	2
GILHOJ Henriette, DEN.....	2
8. 32 tied at.....	1

#### Steal attempts against

1. BROWN Rachel, SWE.....	14
2. KOLAROVA Jana, CZE.....	13
3. GRANATH Tess, SWE.....	12
4. KOUSOULOU Anna, GRE.....	11
PETRIKOVA Linda, SVK.....	11
CHRZASZCZ Monika, POL.....	11
7. KILLER Barbara, CRO.....	10
RIERA Camilla, FRA.....	10
9. ZUPANIC Tihana, CRO.....	9
HAVELKA Sasa, GRE.....	9

#### Errors

1. NIEWIADOMSKA Aleks, POL....	7
2. PAGOULATOU Georgia, GRE....	6
3. ZUPANIC Tihana, CRO.....	5
CIZMIC POKRAJAC Pe, CRO....	5
SIMITOVIC Leandra, SUI.....	5
SKOPCOVA Lucie, CZE.....	5
KALADOUKA Elisavet, GRE....	5
SNIEC Daria, POL.....	5
MELISSANT Laura, DEN.....	5
GRANATH Tess, SWE.....	5

#### Putouts

1. GILHOJ Henriette, DEN.....	56
2. GRANATH Tess, SWE.....	49
3. JONSSON Maria, SWE.....	43
4. ZOUINE Sophia, FRA.....	42
5. ROLLI Jessica, SUI.....	40
6. KILLER Barbara, CRO.....	37
7. BIHARYOVA Sarah, SVK.....	34
8. MARSHALL Kylie, GBR.....	31
9. STILLSON Bevin, GBR.....	30
10.2 tied at.....	27

#### Passed balls

1. PETRIKOVA Linda, SVK.....	14
2. KILLER Barbara, CRO.....	9
3. CHRZASZCZ Monika, POL.....	8
4. GILHOJ Henriette, DEN.....	7
5. KOLAROVA Jana, CZE.....	5
KERANOVIC Nadja, CRO.....	5
7. STILLSON Bevin, GBR.....	4
8. ROBINSON Molly, SUI.....	2
GRANATH Tess, SWE.....	2
HAVELKA Sasa, GRE.....	2

#### Stolen bases against

1. KOLAROVA Jana, CZE.....	13
2. BROWN Rachel, SWE.....	11
CHRZASZCZ Monika, POL.....	11
4. KOUSOULOU Anna, GRE.....	10
5. GRANATH Tess, SWE.....	9
PETRIKOVA Linda, SVK.....	9
7. HAVELKA Sasa, GRE.....	8
WYRWAS Natalia, POL.....	8
KILLER Barbara, CRO.....	8
ZUPANIC Tihana, CRO.....	8



# European Cup Women B

Ostrava (Czech Republic) - August 20<sup>th</sup> / 25<sup>th</sup>, 2012



## Abbreviations

HITTING		FIELDING	
2B	Doubles	A	Assists
3B	Triples	C	Chances
AB	At bats	CI	Catcher's interference
AVG	Batting average	CSB	Caught stealing by (pitcher and catcher)
BB	Base on balls	DPs	Double plays participated in
GPD	Grounded into double plays	E	Errors
GP / GS	Games played / Games started	FLD%	Fielding percentage
H	Base hits	PB	Passed balls (catcher)
HBP	Hit by pitch	PO	Putouts
HR	Home runs	SBA	Stolen bases allowed (pitcher and catcher)
IBB	Intentional base on balls	SBA%	Stolen bases against percentage (pitcher and catcher)
OB%	On base percentage		
R	Runs scored		
RBI	Runs batted in		
SB / ATT	Stolen bases / Stolen bases attempts		
SF	Sacrifice flies		
SH	Sacrifice hits		
SLG%	Slugging percentage		
SO	Strikeouts		
TB	Total bases		
PITCHING		ANALYSIS STATISTICS	
2B	Doubles allowed	vs Left	Avg against left-handed pitchers
3B	Triples allowed	vs Right	Avg against right-handed pitchers
AB	At bats	rch by leadoff	Avg when leading off an inning
APP / GS	Appearances / Game starts	with 2 outs	Avg when batting with 2 outs
B/Avg	Opponent batting average	w/runners on	Avg when batting with runners on base
BB	Base on balls allowed	w/bases empty	Avg when batting with bases empty
BF	Batters faced	RBI ops	Avg when batting with runners on 2nd or 3rd base
IBB	Intentional base on balls allowed	Gnd out	Number of ground outs (includes SACs, but not errors)
BK	Balk	Fly out	Number of fly outs (includes SFs, but not errors)
CG	Complete games	Fly / Gnd	Fly outs to ground outs ratio
ER	Earned runs allowed	pinch hitting	Avg as pinch hitter
ERA	Earned run average	with runners in scoring pos	Avg when batting with runners in scoring positions
FO	Fly outs	w/rnr on 3rd and LT 2 outs	Avg when batting with runner on third base and less than 2 outs
GO	Ground outs	with 2 outs	Avg when batting with 2 outs
H	Hits allowed	2 out rbi	Runs batted in with 2 outs
HBP	Hit by pitch	success advancing rnr	Success advancing runners
HR	Home runs allowed	#rnr adv w/out	Number of times batter made an out and advanced at least 1 runner
IP	Innings played	rnr	Number of runners left on base by last batter of inning
R	Runs allowed	rch err	Reach first base on error
SFA	Sacrifice flies allowed	rch fc	Reach first base on fielder's choice
SHA	Sacrifice hits allowed	kl	Strikeouts look
SHO/CHO	Shutouts / Combination shutouts		
SO	Strikeouts		
SV	Saves		
W/L	Wins/Losses		
WP	Wild pitches		