



# European Cup Women B

Ostrava (Czech Republic) - August 20<sup>th</sup> / 25<sup>th</sup>, 2012



## Daily Report 5

23<sup>rd</sup> August 2012



# European Cup Women B

Ostrava (Czech Republic) - August 20<sup>th</sup> / 25<sup>th</sup>, 2012



## Schedule

Game	At time	Field	Group	Home team	Visiting team	Final Score	Inn
<b>Monday 20th August</b>							
1	10:00	Ostrava 2	A	Trnava (SVK)	Princ (CRO)	7 - 0	5
2	12:30	Ostrava 1	B	Eagles (SUI)	Ladonas (GRE)	7 - 0	5
3	12:30	Ostrava 2	A	London Angels (GBR)	Szostka Brzeg (POL)	8 - 1	6
4	15:00	Ostrava 1	B	United (DEN)	Les Comanches (FRA)	5 - 2	
5	15:00	Ostrava 2	A	Skovde (SWE)	Trnava (SVK)	7 - 0	5
6	18:00	Ostrava 1	B	Ostrava (CZE)	Ladonas (GRE)	16 - 1	3
<b>Tuesday 21st August</b>							
7	10:00	Ostrava 1	A	Skovde (SWE)	London Angels (GBR)	4 - 2	
8	10:00	Ostrava 2	A	Trnava (SVK)	Szostka Brzeg (POL)	16 - 13	
9	12:30	Ostrava 1	B	Ostrava (CZE)	Eagles (SUI)	1 - 7	
10	14:30	Ostrava 2	B	Ladonas (GRE)	United (DEN)	0 - 2	
11	15:00	Ostrava 1	A	Princ (CRO)	London Angels (GBR)	3 - 7	
12	17:00	Ostrava 2	A	Szostka Brzeg (POL)	Skovde (SWE)	0 - 10	4
13	18:00	Ostrava 1	B	Les Comanches (FRA)	Ostrava (CZE)	10 - 3	5
<b>Wednesday 22nd August</b>							
14	10:00	Ostrava 1	B	Ladonas (GRE)	Les Comanches (FRA)	0 - 5	
15	10:00	Ostrava 2	A	Princ (CRO)	Skovde (SWE)	4 - 6	
16	12:00	Ostrava 1	B	Eagles (SUI)	United (DEN)	9 - 1	5
17	12:30	Ostrava 2	A	London Angels (GBR)	Trnava (SVK)	6 - 1	
18	15:30	Ostrava 1	A	Szostka Brzeg (POL)	Princ (CRO)	0 - 9	6
19	17:30	Ostrava 2	B	Les Comanches (FRA)	Eagles (SUI)	5 - 2	
<b>Thursday 23rd August</b>							
20	08:30	Ostrava 1	B	United (DEN)	Ostrava (CZE)	3 - 4	9
21	09:30	Ostrava 1	C	Eagles (SUI)	Trnava (SVK)	4 - 1	
22	09:30	Ostrava 2	C	Ostrava (CZE)	London Angels (GBR)	6 - 5	
23	12:00	Ostrava 1	D	Szostka Brzeg (POL)	Ladonas (GRE)	1 - 5	
24	12:00	Ostrava 2	D	Princ (CRO)	United (DEN)	4 - 5	
25	14:30	Ostrava 1	C	Les Comanches (FRA)	London Angels (GBR)	6 - 7	
26	14:30	Ostrava 2	C	Eagles (SUI)	Skovde (SWE)	3 - 7	
27	17:00	Ostrava 2	C	Trnava (SVK)	Ostrava (CZE)	4 - 5	
28	18:00	Ostrava 1	C	Skovde (SWE)	Les Comanches (FRA)	1 - 10	
<b>Friday 24th August</b>							
29	10:00	Ostrava 1	C	Skovde (SWE)	Ostrava (CZE)	-	
30	10:00	Ostrava 2	C	Les Comanches (FRA)	Trnava (SVK)	-	
31	12:30	Ostrava 1	C	London Angels (GBR)	Eagles (SUI)	-	
32	12:30	Ostrava 2	D	Ladonas (GRE)	Princ (CRO)	-	
33	15:00	Ostrava 2	D	United (DEN)	Szostka Brzeg (POL)	-	
34	16:00	Ostrava 1	P	::: Y3 :::	::: Y4 :::	-	
35	18:30	Ostrava 1	P	::: Y1 :::	::: Y2 :::	-	



# European Cup Women B






Ostrava (Czech Republic) - August 20<sup>th</sup> / 25<sup>th</sup>, 2012








## Saturday 25th August

36	11:00	Ostrava 1	P	::: LOSER 35 :::		-		::: WINNER 34 :::	-
37	17:00	Ostrava 1	P	::: WINNER 35 :::		-		::: WINNER 36 :::	-







### Standing Pool A

Pos	Team	GP	WO	LO	AVG	GB
1	 Skovde (SWE)	4	4	0	1000	0
2	 London Angels (GBR)	4	3	1	750	1
3	 Trnava (SVK)	4	2	2	500	2
4	 Princ (CRO)	4	1	3	250	3
5	 Szostka Brzeg (POL)	4	0	4	0	4

### Standing Pool B

Pos	Team	GP	WO	LO	AVG	GB
1	 Eagles (SUI)	4	3	1	750	0
2	 Les Comanches (FRA)	4	3	1	750	0
3	 Ostrava (CZE)	4	2	2	500	1
4	 United (DEN)	4	2	2	500	1
5	 Ladonas (GRE)	4	0	4	0	3

### Standing Pool C (1 - 6)

Pos	Team	GP	WO	LO	AVG	GB
1	 Les Comanches (FRA)	4	3	1	750	0
2	 Skovde (SWE)	4	3	1	750	0
3	 Eagles (SUI)	4	2	2	500	1
4	 London Angels (GBR)	4	2	2	500	1
5	 Ostrava (CZE)	4	2	2	500	1
6	 Trnava (SVK)	4	0	4	0	3

### Standing Pool D (7 - 10)

Pos	Team	GP	WO	LO	AVG	GB
1	 United (DEN)	2	2	0	1000	0
2	 Ladonas (GRE)	2	1	1	500	1
3	 Princ (CRO)	2	1	1	500	1
4	 Szostka Brzeg (POL)	2	0	2	0	2



# European Cup Women B

Ostrava (Czech Republic) - August 20<sup>th</sup> / 25<sup>th</sup>, 2012



## Game Summary 20



### United (DEN) – Ostrava (CZE)



ARROWS OSTRAVA 4, UNITED 3 (Aug 22, 2012 at Ostrava)

```

-----
ARROWS OSTRAVA..... 010 010 101 - 4 11 4      (2-2)
UNITED.....          002 010 000 - 3 6 3      (2-2)
-----

```

European Cup Women B 2012  
 ARROWS OSTRAVA 4 (2-2), UNITED 3 (2-2) - Composite Box Score  
 Aug 22, 2012 at Ostrava (Ostrava 1)

#### ARROWS OSTRAVA 4 (2-2)

Player	AB	R	H	BI	2B	3B	HR	BB	SB	CS	HP	SH	SF	SO	IBB	KL	GDP	PO	A	E
SKOPCOVA ss	4	2	2	1	0	0	1	0	0	0	0	1	0	0	0	0	0	3	1	1
MIKESKOVA p	4	0	2	0	0	0	0	1	0	0	0	0	0	0	0	0	0	0	1	0
GRZESCZAK p	0	0	0	0	0	0	0	0	0	0	0	0	0	0	0	0	0	1	1	0
KASAJIKOVA 3b	4	0	1	1	0	0	0	0	0	0	1	0	0	2	0	1	0	3	6	2
KOLAROVA c	5	0	1	0	0	0	0	0	0	0	0	0	0	2	0	1	0	3	0	0
RYNIAK lf	4	0	0	0	0	0	0	0	0	0	0	0	3	0	1	0	4	0	0	
DAVIDOVA ph	1	0	0	0	0	0	0	0	0	0	0	0	1	0	1	0	0	0	0	
VITKOVA 2b	4	1	1	0	0	0	0	0	1	0	0	0	0	0	0	0	6	2	1	
PEICHOVA cf	4	0	1	0	0	0	0	0	1	0	0	0	1	0	0	0	0	0	0	
STABRAWA rf	4	0	2	0	1	0	0	0	0	0	0	0	1	0	0	0	0	0	0	
BELUNKOVA dp	4	0	1	0	0	0	0	0	0	0	0	0	2	0	0	0	0	0	0	
PJONTKOVA pr/dp	0	1	0	0	0	0	0	0	1	0	0	0	0	0	0	0	0	0	0	
SINDLEROVA 1b	0	0	0	0	0	0	0	0	0	0	0	0	0	0	0	0	7	1	0	
Totals.....	38	4	11	2	1	0	1	1	3	0	1	1	0	12	0	4	0	27	12	4

#### UNITED 3 (2-2)

Player	AB	R	H	BI	2B	3B	HR	BB	SB	CS	HP	SH	SF	SO	IBB	KL	GDP	PO	A	E
GILHOJ c	4	2	0	0	0	0	0	1	0	0	0	0	0	1	0	0	0	14	0	1
MILLWOOD p	5	0	1	2	0	1	0	0	0	0	0	0	0	0	0	0	0	0	2	0
HOGH lf	2	0	2	0	0	0	0	0	0	0	0	2	0	0	0	0	0	0	1	1
CANTOR 1b	4	0	0	0	0	0	0	0	0	0	0	0	0	0	0	0	0	8	0	0
KARLSEN cf	4	0	1	0	0	0	0	0	1	0	0	0	0	0	0	0	0	0	0	0
MELISSANT ss	4	0	1	0	0	0	0	0	0	0	0	0	0	0	0	0	0	3	3	1
SVENDSEN pr	0	0	0	0	0	0	0	0	0	0	0	0	0	0	0	0	0	0	0	0
LORENTZEN rf	3	0	0	0	0	0	0	0	0	0	1	0	0	0	0	0	0	0	0	0
ASBAEK dp	1	0	0	0	0	0	0	0	0	0	1	0	0	0	0	0	0	0	0	0
KRAGH 2b	3	1	1	0	0	0	0	0	0	0	1	0	0	0	0	0	0	0	0	0
JOHN 3b/ph	2	0	0	0	0	0	0	0	0	0	0	0	0	0	0	0	0	2	1	0
Totals.....	32	3	6	2	0	1	0	1	1	0	0	5	0	1	0	0	0	27	7	3

ARROWS OSTRAVA	IP	H	R	ER	BB	SO	WP	HB	BK	IBB	SH	SF	CI	2B	3B	HR	AB	BF	FO	GO
MIKESKOVA	8.0	6	3	1	1	1	0	0	0	0	4	0	0	0	1	0	30	35	13	10
GRZESCZAK W,1-0	1.0	0	0	0	0	0	0	0	0	0	1	0	0	0	0	0	2	3	1	2
UNITED	IP	H	R	ER	BB	SO	WP	HB	BK	IBB	SH	SF	CI	2B	3B	HR	AB	BF	FO	GO
MILLWOOD L,2-1	9.0	11	4	1	1	12	0	1	0	0	1	0	0	1	0	1	38	41	6	8

Umpires - HP: SANDHU Jes 1B: KOVACEVIC Robert 3B: MILGROM Benjamin  
 SCORERS: KUCKOVA Romana; GREPL Tomas  
 TC: JENNINGS Mike; LOGGEN Bert

Start: 18:00 Time: 2:12 Attendance: 250

Weather: Cloudy



# European Cup Women B

Ostrava (Czech Republic) - August 20<sup>th</sup> / 25<sup>th</sup>, 2012



## Game Summary 21



Eagles (SUI) – Trnava (SVK)



LUCERNE EAGLES 4, TRNAVA PANTHERS 1 (Aug 23, 2012 at Ostrava)

```

-----
TRNAVA PANTHERS..... 000 100 0 - 1 4 3      (0-3)
LUCERNE EAGLES..... 102 100 X - 4 6 2      (2-1)
-----

```

European Cup Women B 2012  
LUCERNE EAGLES 4 (2-1), TRNAVA PANTHERS 1 (0-3) - Composite Box Score  
Aug 23, 2012 at Ostrava (Ostrava 1)

### TRNAVA PANTHERS 1 (0-3)

Player	AB	R	H	BI	2B	3B	HR	BB	SB	CS	HP	SH	SF	SO	IBB	KL	GDP	PO	A	E
BARTOVICOVA 3b	4	0	0	0	0	0	0	0	0	0	0	0	0	0	0	0	0	2	2	0
CAMBALOVAM ss	2	0	0	0	0	0	0	0	0	0	0	0	0	1	0	0	0	1	0	1
CAMBALOVAL rf	1	0	0	0	0	0	0	0	0	0	0	0	0	1	0	1	0	0	0	0
BEHULOVA cf	3	0	2	0	0	0	0	0	0	0	0	0	0	0	0	0	0	3	0	0
MURINOVA lf	2	1	0	0	0	0	0	1	0	0	0	0	0	1	0	0	0	3	1	1
PETRIKOVA c	2	0	0	0	0	0	0	0	0	0	0	1	0	1	0	1	0	0	0	1
KOST'ALOVA dp	2	0	1	1	0	0	0	0	0	0	0	0	0	1	0	0	0	0	0	0
HORVATHOVA rf	3	0	0	0	0	0	0	0	0	0	0	0	0	0	0	0	0	2	0	0
PYTELOVA p	3	0	0	0	0	0	0	0	0	0	0	0	0	0	0	0	0	1	2	0
FERANCOVA 2b	3	0	1	0	0	0	0	0	1	0	0	0	0	0	0	0	0	0	3	0
BIHARYOVA lb	1	0	0	0	0	0	0	0	0	0	0	0	0	0	0	0	0	6	0	0
Totals.....	26	1	4	1	0	0	0	1	1	0	0	1	0	5	0	2	0	18	8	3

### LUCERNE EAGLES 4 (2-1)

Player	AB	R	H	BI	2B	3B	HR	BB	SB	CS	HP	SH	SF	SO	IBB	KL	GDP	PO	A	E
CASPARIS ss	3	2	1	0	0	0	0	1	0	0	0	0	0	0	0	0	0	3	2	0
NOVAK cf	4	0	0	0	0	0	0	0	0	0	0	0	0	0	0	0	0	1	0	0
GLOUKOFF 3b	2	0	0	1	0	0	0	0	0	0	0	0	1	0	0	0	0	1	0	0
REYLAND p	3	1	2	1	0	0	0	0	1	0	0	0	0	0	0	0	0	0	4	0
SIMITOVIC rf	3	0	2	0	0	0	0	0	0	0	0	0	0	0	0	0	0	0	0	0
ROLLI c	3	0	1	0	0	0	0	0	0	0	0	0	0	0	0	0	0	6	0	0
GERSTER pr	0	0	0	0	0	0	0	0	0	0	0	0	0	0	0	0	0	0	0	0
ROBINSON lb	1	1	0	0	0	0	0	2	0	0	0	0	0	0	0	0	0	6	0	2
SULLIVAN dp	3	0	0	0	0	0	0	0	0	0	0	0	0	0	0	0	0	0	0	0
BAUMGARTER 2b	3	0	0	1	0	0	0	0	0	0	0	0	0	0	0	0	0	2	1	0
WINKLER lf	0	0	0	0	0	0	0	0	0	0	0	0	0	0	0	0	0	0	2	0
Totals.....	25	4	6	3	0	0	0	3	1	0	0	0	1	0	0	0	0	21	7	2

TRNAVA PANTHERS	IP	H	R	ER	BB	SO	WP	HB	BK	IBB	SH	SF	CI	2B	3B	HR	AB	BF	FO	GO
-----------------	----	---	---	----	----	----	----	----	----	-----	----	----	----	----	----	----	----	----	----	----

PYTELOVA L,2-1	6.0	6	4	2	3	0	1	0	0	0	0	1	0	0	0	0	25	29	11	7
----------------	-----	---	---	---	---	---	---	---	---	---	---	---	---	---	---	---	----	----	----	---

LUCERNE EAGLES	IP	H	R	ER	BB	SO	WP	HB	BK	IBB	SH	SF	CI	2B	3B	HR	AB	BF	FO	GO
----------------	----	---	---	----	----	----	----	----	----	-----	----	----	----	----	----	----	----	----	----	----

REYLAND W,4-1	7.0	4	1	1	1	5	0	0	0	0	1	0	0	0	0	0	26	28	11	5
---------------	-----	---	---	---	---	---	---	---	---	---	---	---	---	---	---	---	----	----	----	---

Umpires - HP: KOVACEVIC Robert 1B: PETTERSON Reymond 3B: MAGDALENIC Alen

SCORERS: PALKOVICOVA Vendula; KUCKOVA Romana

TC: JENNINGS Mike; LOGGEN Bert

Start: 09:30 Time: 1:06 Attendance: 40

Weather: Sunny

Game notes:



# European Cup Women B

Ostrava (Czech Republic) - August 20<sup>th</sup> / 25<sup>th</sup>, 2012



## Game Summary 22



### Ostrava (CZE) – London Angels (GBR)



ARROWS OSTRAVA 6, LONDON ANGELS 5 (Aug 23, 2012 at ostrava)

```

LONDON ANGELS..... 020 201 0 - 5 9 3      (1-2)
ARROWS OSTRAVA..... 010 021 2 - 6 12 4     (1-2)

```

European Cup Women B 2012  
 ARROWS OSTRAVA 6 (1-2), LONDON ANGELS 5 (1-2) - Composite Box Score  
 Aug 23, 2012 at ostrava (Ostrava 2)

#### LONDON ANGELS 5 (1-2)

Player	AB	R	H	BI	2B	3B	HR	BB	SB	CS	HP	SH	SF	SO	IBB	KL	GDP	PO	A	E
JUHANT 3b/ss	4	0	0	0	0	0	0	0	0	0	0	0	0	0	0	0	0	7	2	0
KESWICK cf	2	0	0	0	0	0	0	1	1	0	0	1	0	1	0	1	0	1	0	0
STILLSON c	4	0	1	0	0	0	0	0	0	0	0	0	0	0	0	0	0	2	0	1
MARSHALL p/lb	4	1	1	1	0	0	1	0	0	0	0	0	0	0	0	0	0	2	1	0
PAVLOVA ss	1	1	1	0	0	0	0	0	0	0	0	0	0	0	0	0	0	0	1	0
HEADLEY-COOP 3b	3	1	2	0	0	1	0	0	2	0	0	0	0	0	0	0	0	1	1	1
TRAYKOVA lf	2	1	0	0	0	0	0	0	1	0	1	0	0	1	0	0	0	2	0	1
VAN DER HULS p	1	0	0	0	0	0	0	0	0	0	0	0	0	0	0	0	0	0	1	0
ZURSCHMITTEN lb/lf	2	1	1	1	0	0	0	0	0	0	1	0	0	0	0	0	0	3	0	0
WHITLEY dp	3	0	2	2	0	0	0	0	0	0	0	0	0	0	0	0	0	0	0	0
BORISOVA 2b	3	0	1	0	0	0	0	0	1	0	0	0	0	1	0	1	0	2	1	0
MACLEOD rf	0	0	0	0	0	0	0	0	0	0	0	0	0	0	0	0	0	0	0	0
Totals.....	29	5	9	4	0	1	1	1	5	0	1	2	0	3	0	2	0	20	7	3

#### ARROWS OSTRAVA 6 (1-2)

Player	AB	R	H	BI	2B	3B	HR	BB	SB	CS	HP	SH	SF	SO	IBB	KL	GDP	PO	A	E
SKOPCOVA ss	3	1	3	1	2	0	0	1	1	0	0	0	0	0	0	0	0	3	2	1
MIKESKOVA lb	3	0	0	0	0	0	0	0	0	0	1	0	0	0	0	0	0	5	1	0
KASAJIKOVA 3b	4	0	0	0	0	0	0	0	0	0	0	0	0	0	0	0	0	3	2	0
KOLAROVA c	4	1	1	1	0	0	0	0	0	0	0	0	0	0	0	0	1	3	0	0
VITKOVA 2b	4	1	2	0	0	0	0	0	0	0	0	0	0	1	0	0	0	2	1	0
RYNIAK lf	4	2	3	1	1	0	0	0	0	0	0	0	0	0	0	0	0	3	1	0
PEICHOVA cf	4	0	2	0	0	0	0	0	0	0	0	0	0	0	0	0	0	1	0	0
NEMCOVA rf	2	1	1	0	0	0	0	1	1	0	0	1	0	0	0	0	0	0	0	0
SINDLEROVA dp	2	0	0	0	0	0	0	0	0	0	0	0	0	0	0	0	0	0	0	0
DAVIDOVA dp	1	0	0	0	0	0	0	0	0	0	0	0	0	1	0	0	0	0	0	0
GRZESCZAK p	0	0	0	0	0	0	0	0	0	0	0	0	0	0	0	0	0	1	1	3
Totals.....	31	6	12	3	3	0	0	2	2	0	1	1	0	2	0	0	1	21	8	4

LONDON ANGELS	IP	H	R	ER	BB	SO	WP	HB	BK	IBB	SH	SF	CI	2B	3B	HR	AB	BF	FO	GO
MARSHALL	4.2	9	3	3	1	1	1	1	0	0	1	0	0	3	0	0	21	24	7	5
VAN DER HULS L,0-1	2.0	3	3	1	1	1	2	0	0	0	0	0	0	0	0	0	10	11	3	2

ARROWS OSTRAVA	IP	H	R	ER	BB	SO	WP	HB	BK	IBB	SH	SF	CI	2B	3B	HR	AB	BF	FO	GO
GRZESCZAK W,1-0	7.0	9	5	3	1	3	2	1	0	0	2	0	0	0	1	1	29	33	11	6

Umpires - HP: PLUTARSKI Tomasz 1B: MILGROM Benjamin 3B: HOEVEN VD Gerrit-Jan  
 Scorers- PALKOVICOVA Vendula, DUIN Dennis  
 UIC- STADHOUDERS Carolien  
 TC- JENNINGS Mike

Start: 09:30 Time: 2:02 Attendance: 15

Game notes:



# European Cup Women B

Ostrava (Czech Republic) - August 20<sup>th</sup> / 25<sup>th</sup>, 2012



## Game Summary 23

Szostka Brzeg (POL) – Ladonas (GRE)

A.S. LADONAS 5, MKS SZOSTKA BRZEG 1 (Aug 23, 2012 at Ostrava)

```

A.S. LADONAS..... 111 20 - 5 7 1      (1-1)
MKS SZOSTKA BRZEG... 010 00 - 1 3 2      (0-2)

```

European Cup Women B 2012  
A.S. LADONAS 5 (1-1), MKS SZOSTKA BRZEG 1 (0-2) - Composite Box Score  
Aug 23, 2012 at Ostrava (Ostrava 1)

### A.S. LADONAS 5 (1-1)

Player	AB	R	H	BI	2B	3B	HR	BB	SB	CS	HP	SH	SF	SO	IBB	KL	GDP	PO	A	E
HUMERCA cf	2	1	1	1	0	1	0	1	0	0	0	0	0	0	0	0	0	1	0	0
CHATZIGEOROP 1b	2	0	0	2	0	0	0	0	0	0	0	1	0	0	0	0	0	5	0	0
HAVELKA c	2	1	1	1	0	0	0	1	0	0	0	0	0	0	0	0	0	6	0	0
KOUSOULOU p	3	0	1	0	0	0	0	0	0	0	0	0	0	0	0	0	0	0	0	0
PAGOULATOU lf	2	0	0	0	0	0	0	0	0	0	1	0	1	0	1	0	1	0	0	0
ANTONAKI 2b	2	1	2	1	0	0	0	0	0	0	1	0	0	0	0	0	0	1	2	0
KALADOUKA ss	2	0	0	0	0	0	0	1	0	0	0	0	0	0	0	0	0	2	1	0
GOLICNIK 3b	2	1	1	0	0	0	0	1	0	0	0	0	0	0	0	0	0	0	2	0
PADOVA rf	3	1	1	0	0	0	0	0	0	0	0	0	0	1	0	1	0	0	0	1
Totals.....	20	5	7	5	0	1	0	4	0	0	0	3	0	2	0	2	0	15	5	1

### MKS SZOSTKA BRZEG 1 (0-2)

Player	AB	R	H	BI	2B	3B	HR	BB	SB	CS	HP	SH	SF	SO	IBB	KL	GDP	PO	A	E
PODGORSKA 2b	3	0	0	0	0	0	0	0	0	0	0	0	0	0	0	0	0	3	2	1
CHYZASZCZM c	3	0	0	0	0	0	0	0	0	0	0	0	0	1	0	1	0	2	0	0
WYRWAS ss/p	1	0	1	0	0	0	0	1	0	0	0	0	0	0	0	0	0	1	1	0
NIEWIADOMSKA rf/ss	2	0	0	0	0	0	0	0	0	0	0	0	0	1	0	0	0	0	0	0
SNIEC p/lf	2	0	0	0	0	0	0	0	0	0	0	0	0	0	0	0	0	0	5	0
MARECKA 1b	1	1	1	0	0	0	0	1	0	0	0	0	0	0	0	0	0	6	0	0
CHOJNACKA dp	2	0	0	1	0	0	0	0	0	0	0	0	0	1	0	0	0	0	0	0
GRZANOWSKA cf	2	0	1	0	1	0	0	0	0	0	0	0	0	1	0	1	0	0	0	0
KLUGIEWICZ lf/rf	1	0	0	0	0	0	0	0	0	0	0	0	0	1	0	1	0	0	0	1
GORKA ph	1	0	0	0	0	0	0	0	0	0	0	0	0	1	0	1	0	0	0	0
KRAWCZYK 3b	0	0	0	0	0	0	0	0	0	0	0	0	0	0	0	0	0	3	2	0
Totals.....	18	1	3	1	1	0	0	2	0	0	0	0	0	6	0	4	0	15	10	2

A.S. LADONAS	IP	H	R	ER	BB	SO	WP	HB	BK	IBB	SH	SF	CI	2B	3B	HR	AB	BF	FO	GO
KOUSOULOU W,1-4	5.0	3	1	1	2	6	0	0	0	0	0	0	0	1	0	0	18	20	4	5

MKS SZOSTKA BRZEG	IP	H	R	ER	BB	SO	WP	HB	BK	IBB	SH	SF	CI	2B	3B	HR	AB	BF	FO	GO
SNIEC L,0-1	4.0	6	5	4	3	1	0	0	0	0	3	0	0	0	1	0	16	22	2	9
WYRWAS	1.0	1	0	0	1	1	0	0	0	0	0	0	0	0	0	0	4	5	0	2

Umpires - HP: HARCARIK Martin 1B: SANDHU Jes 3B: KASPERCIK Pavel  
SCORERS: KUCKOVA Romana; GOTTVALDOVA Tereza  
TC: JENNINGS Mike; LOGGEN Bert

Start: 12:00 Time: 1:31 Attendance: 25

Weather: Sunny  
Game notes:



# European Cup Women B

Ostrava (Czech Republic) - August 20<sup>th</sup> / 25<sup>th</sup>, 2012



## Game Summary 24



### Princ (CRO) – United (DEN)



UNITED 3, PRINC ZAGREB 3 (Aug 23, 2012 at Ostrava)

```

UNITED..... 120 - 3 1 3
PRINC ZAGREB..... 30X - 3 1 3

```

European Cup Women B 2012  
 UNITED 3, PRINC ZAGREB 3 - Composite Box Score  
 Aug 23, 2012 at Ostrava (Ostrava 2)

#### UNITED 3

Player	AB	R	H	BI	2B	3B	HR	BB	SB	CS	HP	SH	SF	SO	IBB	KL	GDP	PO	A	E
GILHOJ c	2	1	0	0	0	0	0	0	0	0	0	0	0	1	0	0	0	2	0	0
HOGH cf	2	0	0	0	0	0	0	0	0	0	0	0	0	2	0	0	0	0	0	0
MILLWOOD p	2	1	0	0	0	0	0	0	0	0	0	0	0	0	0	0	0	0	1	2
JOHN 1b	1	0	1	1	1	0	0	1	0	0	0	0	0	0	0	0	0	1	0	0
KARLSEN ss	1	0	0	0	0	0	0	1	0	0	0	0	0	0	0	0	0	0	0	0
MELISSANT lf	1	0	0	0	0	0	0	1	0	0	0	0	0	0	0	0	0	0	0	0
CHRISTOFFERS 3b	2	0	0	0	0	0	0	0	0	0	0	0	0	2	0	0	0	1	0	2
SVENDSEN rf	1	0	0	0	0	0	0	0	0	0	0	0	0	1	0	0	0	0	0	1
KRAGH 2b	1	1	0	0	0	0	0	0	0	0	0	0	0	0	0	0	0	1	0	0
Totals.....	13	3	1	1	1	0	0	3	0	0	0	0	0	6	0	0	0	6	2	3

#### PRINC ZAGREB 3

Player	AB	R	H	BI	2B	3B	HR	BB	SB	CS	HP	SH	SF	SO	IBB	KL	GDP	PO	A	E	
HARAMINA ss	1	1	0	0	0	0	0	0	0	0	0	0	0	0	0	0	0	0	0	0	
BRKIC 3b/2b	0	1	0	0	0	0	0	0	0	0	0	1	0	0	0	0	0	0	1	0	2
KILLER c	1	1	0	1	0	0	0	0	0	0	0	0	0	0	0	0	0	0	6	0	0
CIZMIC POKRA 2b/3b	1	0	1	0	0	0	0	0	0	0	0	0	0	0	0	0	0	0	1	0	0
ZUPANIC p	1	0	0	0	0	0	0	0	0	0	0	0	0	1	0	1	0	0	0	1	
VALIDZIC rf/1b	1	0	0	0	0	0	0	0	0	0	0	0	0	0	0	0	0	0	1	0	0
LAMPE cf	1	0	0	0	0	0	0	0	0	0	0	0	0	0	0	0	0	0	1	0	0
KERANOVIC 1b/rf	1	0	0	0	0	0	0	0	0	0	0	0	0	0	0	0	0	0	0	0	0
MAVRICEVIC lf	1	0	0	0	0	0	0	0	0	0	0	0	0	1	0	0	0	0	0	0	0
Totals.....	8	3	1	1	0	0	0	0	0	0	0	1	0	2	0	1	0	9	1	3	

UNITED	IP	H	R	ER	BB	SO	WP	HB	BK	IBB	SH	SF	CI	2B	3B	HR	AB	BF	FO	GO
MILLWOOD	2.0	1	3	0	0	2	0	0	0	0	1	0	0	0	0	0	8	9	2	1
PRINC ZAGREB	IP	H	R	ER	BB	SO	WP	HB	BK	IBB	SH	SF	CI	2B	3B	HR	AB	BF	FO	GO
ZUPANIC	3.0	1	3	0	3	6	1	0	0	0	0	0	0	1	0	0	13	16	2	1

Umpires - HP: UTZIG Beate 1B: HOEVEN VD Gerrit-Jan 3B: MILGROM Benjamin  
 Scorers- KOLAROVA Jana, DUIN Dennis  
 UIC- LOGGEN Bert  
 TC- JENNINGS Mike

Start: 12:00 Time: Attendance:

Weather: Sunny  
Game notes:





# European Cup Women B

Ostrava (Czech Republic) - August 20<sup>th</sup> / 25<sup>th</sup>, 2012



## Game Summary 25



Les Comanches (FRA) – Londen Angels (GBR)



LONDON ANGELS 7, LES COMANCHES 6 (Aug 23, 2012 at Ostrava)

```

-----
LONDON ANGELS..... 001 104 1 - 7 9 3      (2-2)
LES COMANCHES..... 510 000 0 - 6 10 5     (2-1)
-----

```

European Cup Women B 2012  
LONDON ANGELS 7 (2-2), LES COMANCHES 6 (2-1) - Composite Box Score  
Aug 23, 2012 at Ostrava (Ostrava 1)

### LONDON ANGELS 7 (2-2)

Player	AB	R	H	BI	2B	3B	HR	BB	SB	CS	HP	SH	SF	SO	IBB	KL	GDP	PO	A	E
JUHANT 3b	3	1	0	0	0	0	0	0	1	0	1	0	0	0	0	0	0	0	5	0
KESWICK cf/ss	3	0	1	0	0	0	0	0	0	1	0	1	0	0	0	0	0	0	1	0
STILLSON c	4	0	2	1	1	0	0	0	1	0	0	0	0	0	0	0	0	5	2	0
MARSHALL 1b	4	1	1	0	1	0	0	0	0	0	0	0	0	0	0	0	0	10	1	1
HEADLEY-COOP ss/cf	4	1	2	0	0	0	0	0	1	1	0	0	0	0	0	0	0	0	0	0
VAN DER HULS p	4	1	0	0	0	0	0	0	0	0	0	0	0	0	0	0	0	0	1	2
ZURSCHMITTEN lf	3	1	2	1	0	1	0	0	1	0	0	0	0	0	0	0	0	1	0	0
BORISOVA 2b	2	1	0	0	0	0	1	0	0	0	0	0	2	0	1	0	2	2	2	0
WHITLEY dp	3	1	1	1	0	0	0	0	0	0	0	0	1	0	0	0	0	0	0	0
MACLEOD rf	0	0	0	0	0	0	0	0	0	0	0	0	0	0	0	0	0	2	0	0
Totals.....	30	7	9	3	2	1	0	1	4	2	1	1	0	3	0	1	0	21	12	3

### LES COMANCHES 6 (2-1)

Player	AB	R	H	BI	2B	3B	HR	BB	SB	CS	HP	SH	SF	SO	IBB	KL	GDP	PO	A	E
LEMAIRE 3b	4	0	0	0	0	0	0	0	0	0	0	0	0	1	0	1	0	2	5	2
HUNTER p	4	2	3	0	1	0	0	0	0	0	0	0	0	0	0	0	0	1	2	0
LASSAIGNE cf	2	1	1	0	0	0	0	1	0	0	0	1	0	1	0	1	0	1	0	0
RIERA c	4	0	1	0	0	0	0	0	0	0	0	0	1	0	0	0	0	3	2	0
GIBSON-JONES 2b	4	1	2	3	1	0	0	0	0	0	0	0	0	0	0	0	1	4	2	1
CAUCHI ss	3	1	1	1	0	0	0	1	0	0	0	0	0	0	0	0	0	3	1	0
BONAUDDO lf	2	1	0	0	0	0	1	0	0	0	1	0	0	0	0	0	0	0	0	1
ZOUINESO 1b	3	0	1	1	0	0	0	0	0	0	0	0	0	0	0	0	0	7	0	1
DOMANICO rf	3	0	1	1	0	0	0	0	0	0	0	0	0	0	0	0	0	0	0	0
Totals.....	29	6	10	6	2	0	0	3	0	0	0	2	0	3	0	2	1	21	12	5

LONDON ANGELS	IP	H	R	ER	BB	SO	WP	HB	BK	IBB	SH	SF	CI	2B	3B	HR	AB	BF	FO	GO
VAN DER HULS W,4-2	7.0	10	6	3	3	3	0	0	0	0	2	0	0	2	0	0	29	34	6	11
LES COMANCHES	IP	H	R	ER	BB	SO	WP	HB	BK	IBB	SH	SF	CI	2B	3B	HR	AB	BF	FO	GO
HUNTER L,0-1	7.0	9	7	2	1	3	0	1	0	0	1	0	0	2	1	0	30	33	5	11

Umpires - HP: MAGDALENIC Alen 1B: PLUTARSKI Tomasz 3B: PETTERSON Raymond  
SCORERS: KUCKOVA Romana; GREPL Tomas  
TC: JENNINGS Mike; STADHOUNDERS Caroline

Start: 15:30 Time: 1:55 Attendance: 70

Weather: Partial Cloudy



# European Cup Women B

Ostrava (Czech Republic) - August 20<sup>th</sup> / 25<sup>th</sup>, 2012



## Game Summary 26



### Eagles (SUI) – Skovde (SWE)



SKOVDE SAINTS BSK 7, LUCERNE EAGLES 3 (Aug 23, 2012 at Ostrava)

```

SKOVDE SAINTS BSK... 410 000 2 - 7 10 3      (3-2)
LUCERNE EAGLES..... 020 100 0 - 3 4 1      (2-2)

```

European Cup Women B 2012  
SKOVDE SAINTS BSK 7 (3-2), LUCERNE EAGLES 3 (2-2) - Composite Box Score  
Aug 23, 2012 at Ostrava (Ostrava 2)

#### SKOVDE SAINTS BSK 7 (3-2)

Player	AB	R	H	BI	2B	3B	HR	BB	SB	CS	HP	SH	SF	SO	IBB	KL	GDP	PO	A	E
GALLAGHER lf	4	1	2	0	0	1	0	0	0	0	0	0	0	0	0	0	0	0	0	0
BERGSTROMMAR cf	2	2	1	0	0	0	0	1	1	0	1	0	0	1	0	1	0	0	1	0
MOHLEN ss	3	1	1	1	0	0	0	1	0	0	0	0	0	1	0	1	0	3	0	1
GRANATH c	4	2	2	5	1	0	1	0	0	0	0	0	0	0	0	0	0	12	1	1
ROBINSSON 3b	3	0	2	0	0	0	0	1	0	0	0	0	0	0	0	0	0	0	2	1
BROWN p	4	0	2	1	0	0	0	0	0	0	0	0	0	0	0	0	0	0	2	0
JONSSON 1b	3	0	0	0	0	0	0	1	0	0	0	0	0	0	0	0	0	3	0	0
BERGSTROMMAL 2b	4	0	0	0	0	0	0	0	0	0	0	0	0	1	0	0	0	1	0	0
LINDVALL rf	3	1	0	0	0	0	0	0	0	0	0	0	0	0	0	0	0	1	0	0
HERMANSSON ph	1	0	0	0	0	0	0	0	0	0	0	0	0	0	0	0	0	0	0	0
Totals.....	31	7	10	7	1	1	1	4	1	0	1	0	0	3	0	2	0	21	5	3

#### LUCERNE EAGLES 3 (2-2)

Player	AB	R	H	BI	2B	3B	HR	BB	SB	CS	HP	SH	SF	SO	IBB	KL	GDP	PO	A	E
WINKLER ss	4	0	0	0	0	0	0	0	0	0	0	0	0	3	0	0	0	0	2	0
NOVAK cf	3	0	0	0	0	0	0	0	0	0	0	0	0	0	0	0	0	1	1	0
GLOUKOFF 3b	3	0	1	0	0	0	0	0	0	1	0	0	1	0	1	0	0	1	1	0
REYLAND lf	3	1	1	0	0	0	0	0	0	0	0	0	0	1	0	1	0	0	0	0
SIMITOVIC p	2	0	0	0	0	0	0	0	1	0	0	1	0	2	0	0	0	0	3	1
ROLLI 1b	3	1	1	0	1	0	0	0	0	0	0	0	0	1	0	0	0	6	0	0
BAUMGARTER 2b	3	1	1	0	0	0	0	0	0	0	0	0	0	1	0	0	0	6	3	0
SULLIVAN rf	2	0	0	0	0	0	0	1	1	0	0	0	0	1	0	0	0	1	1	0
ROBINSON c	2	0	0	0	0	0	0	0	0	0	0	1	0	1	0	0	0	6	0	0
Totals.....	25	3	4	0	1	0	0	1	2	1	0	2	0	11	0	2	0	21	11	1

SKOVDE SAINTS BSK	IP	H	R	ER	BB	SO	WP	HB	BK	IBB	SH	SF	CI	2B	3B	HR	AB	BF	FO	GO
BROWN W,1-0	7.0	4	3	0	1	11	0	0	0	0	2	0	0	1	0	0	25	28	4	5
LUCERNE EAGLES	IP	H	R	ER	BB	SO	WP	HB	BK	IBB	SH	SF	CI	2B	3B	HR	AB	BF	FO	GO
SIMITOVIC L,0-1	7.0	10	7	6	4	3	2	1	0	0	0	0	0	1	1	1	31	36	7	9

Umpires - HP: FIOR Dario 1B: KOVACEVIC Robert 3B: SANDHU Jes  
Start: 15:30 Time: 1:58 Attendance: 15

Weather: Sunny



# European Cup Women B

Ostrava (Czech Republic) - August 20<sup>th</sup> / 25<sup>th</sup>, 2012



## Game Summary 27



Trnava (SVK) – Ostrava (CZE)



ARROWS OSTRAVA 5, TRNAVA PANTHERS 4 (Aug 23, 2012 at Ostrava)

ARROWS OSTRAVA..... 311 000 0 - 5 4 3 (2-2)  
 TRNAVA PANTHERS..... 010 003 0 - 4 8 1 (0-4)

European Cup Women B 2012  
 ARROWS OSTRAVA 5 (2-2), TRNAVA PANTHERS 4 (0-4) - Composite Box Score  
 Aug 23, 2012 at Ostrava (Ostrava 2)

### ARROWS OSTRAVA 5 (2-2)

Player	AB	R	H	BI	2B	3B	HR	BB	SB	CS	HP	SH	SF	SO	IBB	KL	GDP	PO	A	E
SKOPCOVA ss	4	0	0	0	0	0	0	0	0	0	0	0	0	1	0	0	0	2	0	2
MIKESKOVA dp	2	2	0	0	0	0	0	2	0	0	0	0	0	0	0	0	0	0	0	0
KASAJIKOVA c	3	1	1	0	0	0	0	1	0	0	0	0	0	0	0	0	0	5	0	1
KOLAROVA rf/lf	4	0	0	0	0	0	0	0	0	0	0	0	0	0	0	0	0	0	0	0
VITKOVA 2b/3b	2	1	0	0	0	0	0	1	0	0	0	0	0	0	0	0	0	5	1	0
RYNIAK lf	2	0	1	3	1	0	0	1	0	1	0	0	0	0	0	0	0	0	0	0
TESLIKOVA pr/rf	0	0	0	0	0	0	0	0	1	0	0	0	0	0	0	0	0	0	0	0
STABRAWA cf	2	1	0	0	0	0	0	1	0	0	0	0	0	1	0	1	0	2	0	0
GRZESCZAK p/2b	2	0	1	0	0	0	0	0	0	0	0	1	0	0	0	0	0	1	3	0
BELUNKOVA 3b/p	3	0	1	0	0	0	0	0	1	0	0	0	0	0	0	0	0	2	2	0
DAVIDOVA 1b	0	0	0	0	0	0	0	0	0	0	0	0	0	0	0	0	0	4	1	0
Totals.....	24	5	4	3	1	0	0	6	2	1	0	1	0	2	0	1	0	21	7	3

### TRNAVA PANTHERS 4 (0-4)

Player	AB	R	H	BI	2B	3B	HR	BB	SB	CS	HP	SH	SF	SO	IBB	KL	GDP	PO	A	E
GUNISOVA rf	1	0	0	0	0	0	0	0	0	0	0	0	0	1	0	1	0	0	0	0
HORVATHOVA ph/rf	3	0	0	0	0	0	0	0	0	0	0	0	0	1	0	0	0	0	0	0
FERANCOVA 2b/pr	2	0	0	0	0	0	0	0	0	0	0	0	0	0	0	0	0	1	1	0
PYTELOVA ph/p	2	0	1	0	0	0	0	0	0	0	0	0	0	1	0	1	0	0	0	0
BARTOVICOVA 3b	4	0	2	0	0	0	0	0	0	0	0	0	0	0	0	0	0	4	3	0
BEHULOVA cf/p	4	2	0	0	0	0	0	0	0	0	0	0	0	0	0	0	0	1	0	0
MURINOVA lf/2b	2	1	1	0	0	0	0	0	0	0	0	1	0	0	0	0	0	2	0	0
BIHARYOVA 1b	3	1	2	0	0	0	0	0	0	0	0	0	0	0	0	0	0	8	0	0
CAMBALOVAM ss	2	0	0	1	0	0	0	0	0	0	0	0	0	1	0	0	0	3	5	0
PETRIKOVA c	3	0	2	1	1	0	0	0	0	0	0	0	0	0	0	0	0	1	1	1
KOST'ALOVA dp	2	0	0	0	0	0	0	0	0	0	0	0	0	1	0	0	0	0	0	0
ZAPALACOVA p/cf	1	0	0	0	0	0	0	0	0	0	0	0	0	1	0	0	0	1	0	0
Totals.....	29	4	8	2	1	0	0	0	0	0	0	1	1	5	0	2	0	21	10	1

ARROWS OSTRAVA	IP	H	R	ER	BB	SO	WP	HB	BK	IBB	SH	SF	CI	2B	3B	HR	AB	BF	FO	GO
GRZESCZAK W,1-0	6.0	6	4	1	0	4	0	0	0	0	1	1	0	1	0	0	24	26	8	6
BELUNKOVA S,1	1.0	2	0	0	0	1	0	0	0	0	0	0	0	0	0	0	5	5	0	2

TRNAVA PANTHERS	IP	H	R	ER	BB	SO	WP	HB	BK	IBB	SH	SF	CI	2B	3B	HR	AB	BF	FO	GO
ZAPALACOVA L,0-1	2.0	1	5	3	5	0	1	0	0	0	1	0	0	1	0	0	5	11	3	2
BEHULOVA	3.0	2	0	0	0	0	0	0	0	0	0	0	0	0	0	0	11	11	5	4
PYTELOVA	2.0	1	0	0	1	2	0	0	0	0	0	0	0	0	0	0	8	9	1	4

Umpires - HP: PETTERSON Raymond 1B: KOVACEVIC Robert 3B: UTZIG Beate  
 Start: 18:00 Time: 1:47 Attendance: 30

Weather: Sunny  
 ZAPALACOVA faced 1 batter in the 3rd.  
 Game: 27



# European Cup Women B

Ostrava (Czech Republic) - August 20<sup>th</sup> / 25<sup>th</sup>, 2012



## Game Summary 28



Skovde (SWE) – Les Comanches (FRA)



LES COMANCHES 10, SKOVDE SAINTS BSK 1 (Aug 23, 2012 at Ostrava)

LES COMANCHES..... 203 05 - 10 9 1 (3-1)  
SKOVDE SAINTS BSK... 000 10 - 1 1 3 (3-1)

European Cup Women B 2012  
LES COMANCHES 10 (3-1), SKOVDE SAINTS BSK 1 (3-1) - Composite Box Score  
Aug 23, 2012 at Ostrava (Ostrava 1)

### LES COMANCHES 10 (3-1)

Player	AB	R	H	BI	2B	3B	HR	BB	SB	CS	HP	SH	SF	SO	IBB	KL	GDP	PO	A	E
HUNTER cf	4	1	0	0	0	0	0	0	0	0	0	0	0	1	0	0	0	1	1	0
LEMAIRE ss	3	2	2	0	0	0	0	0	0	0	0	0	0	0	0	0	0	0	0	0
LASSAIGNE p	3	3	2	1	1	0	0	0	0	0	0	0	0	0	0	0	0	0	0	4
GIBSON-JONES 2b	2	1	1	0	0	0	0	1	0	1	0	0	0	1	0	0	0	4	1	1
CAUCHI lf	2	1	2	1	0	0	0	1	0	0	0	0	0	0	0	0	0	0	0	0
ZOUINESO 1b	3	0	0	0	0	0	0	0	0	0	0	0	0	2	0	0	1	5	0	0
GAERTNER 3b	3	1	1	2	0	0	0	0	0	0	0	0	0	0	0	0	0	1	0	0
DOMANICO rf	2	1	0	0	0	0	0	1	0	0	0	0	0	0	0	0	0	0	0	0
RIERA c	2	0	1	3	0	1	0	1	0	0	0	0	0	1	0	0	0	4	0	0
Totals.....	24	10	9	7	1	1	0	4	0	1	0	0	0	5	0	0	1	15	6	1

### SKOVDE SAINTS BSK 1 (3-1)

Player	AB	R	H	BI	2B	3B	HR	BB	SB	CS	HP	SH	SF	SO	IBB	KL	GDP	PO	A	E
GALLAGHER ss	2	0	0	0	0	0	0	1	0	0	0	0	0	0	0	0	0	2	3	2
BERGSTROMMAR cf	3	0	0	0	0	0	0	0	0	0	0	0	0	0	0	0	0	0	0	0
MOHLEN 3b/p	1	1	0	0	0	0	0	1	0	0	0	0	0	0	0	0	0	0	2	1
GRANATH c/p	2	0	0	0	0	0	0	0	0	0	0	0	0	0	0	0	0	4	2	0
STENSRUD lf	1	0	0	0	0	0	0	0	0	0	0	1	0	1	0	1	0	0	0	0
BROWN p/1b	1	0	0	0	0	0	0	1	0	0	0	0	0	0	0	0	0	2	1	0
JONSSON 1b/c	2	0	1	0	1	0	0	0	0	0	0	0	0	0	0	0	0	7	0	0
BERGSTROMMAL 2b	1	0	0	0	0	0	0	1	0	0	0	0	0	1	0	1	0	0	0	0
LINDVALL rf	1	0	0	0	0	0	0	0	0	0	0	0	0	1	0	0	0	0	0	0
HERMANSSON ph	1	0	0	0	0	0	0	0	0	0	0	0	0	0	0	0	0	0	0	0
Totals.....	15	1	1	0	1	0	0	4	0	0	0	1	0	3	0	2	0	15	8	3

LES COMANCHES	IP	H	R	ER	BB	SO	WP	HB	BK	IBB	SH	SF	CI	2B	3B	HR	AB	BF	FO	GO
LASSAIGNE W,3-0	5.0	1	1	0	4	3	1	0	0	0	1	0	0	1	0	0	15	20	6	5
SKOVDE SAINTS BSK	IP	H	R	ER	BB	SO	WP	HB	BK	IBB	SH	SF	CI	2B	3B	HR	AB	BF	FO	GO
BROWN L,5-1	4.0	6	5	1	1	4	0	0	0	0	0	0	0	1	0	0	18	19	1	5
GRANATH	0.2	3	5	5	3	1	1	0	0	0	0	0	0	0	1	0	5	8	0	1
MOHLEN	0.1	0	0	0	0	0	0	0	0	0	0	0	0	0	0	0	1	1	1	0

Umpires - HP: KASPERCIK Pavel 1B: HARCARIK Martin 3B: FIOR Dario  
SCORERS: GREPL Thomas; KUCKOVA Romana  
TC: JENNINGS Mike;

Start: 18:00 Time: 1:30 Attendance: 82

Weather: Partial Cloudy  
Game notes:



# European Cup Women B

Ostrava (Czech Republic) - August 20<sup>th</sup> / 25<sup>th</sup>, 2012



## Teams' Stats

	<b>Eagles</b>	<b>SUI</b>
---	---------------	------------

European Cup Women B 2012  
Overall Statistics for LUCERNE EAGLES (as of Aug 23, 2012)  
(All games Sorted by Batting avg)

record: 4-2

Player	AVG	GP-GS	AB	R	H	2B	3B	HR	RBI	TB	SLG%	BB	HBP	SO	GDP	OB%	SF	SH	SB-ATT	PO	A	E	FLD%
5 REYLAND Victoria..	.500	6-6	18	5	9	0	0	1	8	12	.667	1	0	3	0	.526	0	0	2-2	2	11	0	1.000
37 ROLLI Jessica....	.417	5-5	12	4	5	2	0	0	0	7	.583	2	1	2	0	.533	0	0	1-1	35	3	2	.950
12 GLOUKOFF Julia...	.333	6-6	18	4	6	1	1	0	4	9	.500	0	0	1	0	.316	1	0	0-1	7	2	0	1.000
28 ROBINSON Molly...	.250	6-6	16	1	4	0	0	0	1	4	.250	2	0	4	0	.333	0	1	0-0	25	0	2	.926
69 CASPARIS Corina..	.250	5-5	16	7	4	2	0	0	0	6	.375	2	1	3	0	.368	0	0	2-2	9	5	1	.933
3 SIMITOVIC Leandra	.231	6-6	13	0	3	0	0	0	1	3	.231	2	0	3	0	.313	1	1	2-2	5	4	5	.643
7 NOVAK Jacquelyn..	.118	6-6	17	5	2	2	0	0	4	4	.235	3	0	0	0	.250	0	0	0-0	7	1	0	1.000
77 SULLIVAN Carmela.	.077	5-5	13	1	1	0	0	0	1	1	.077	2	0	5	0	.200	0	0	1-1	2	1	1	.750
-----																							
2 BAUMGARTER Fabien	.222	4-4	9	3	2	0	0	0	1	2	.222	1	1	2	0	.364	0	1	0-0	13	5	1	.947
10 WINKLER Sarah....	.154	6-6	13	2	2	0	0	0	1	2	.154	1	0	3	0	.214	0	0	0-0	5	2	0	1.000
4 BUEHLMANN Larissa	.000	1-0	1	0	0	0	0	0	0	0	.000	1	0	0	0	.500	0	0	0-0	0	0	0	.000
22 GERSTER Sarah....	.000	2-0	1	0	0	0	0	0	0	0	.000	0	0	0	0	.000	0	0	0-0	1	0	0	1.000
Totals.....	.259	6-6	147	32	38	7	1	1	21	50	.340	17	3	26	0	.343	2	3	8-9	111	34	12	.924
Opponents.....	.217	6-6	143	15	31	1	1	2	13	40	.280	9	1	33	0	.266	1	4	4-6	105	39	16	.900

LOB - Team (35), Opp (32). DPs turned - Team (2), Opp (1).

(All games Sorted by Earned run avg)

Player	ERA	W-L	APP	GS	CG	SHO/CBO	SV	IP	H	R	ER	BB	SO	2B	3B	HR	AB	B/Avg	WP	HBP	BK	SFA	SHA
5 REYLAND Victoria..	1.25	4-1	5	5	4	1/0	0	28.0	19	7	5	5	29	0	0	1	104	.183	0	0	0	1	4
3 SIMITOVIC Leandra	4.67	0-1	2	1	1	0/0	0	9.0	12	8	6	4	4	1	1	1	39	.308	2	1	0	0	0
Totals.....	2.08	4-2	6	6	5	1/0	0	37.0	31	15	11	9	33	1	1	2	143	.217	2	1	0	1	4
Opponents.....	3.60	2-4	6	6	4	0/0	0	35.0	38	32	18	17	26	7	1	1	147	.259	4	3	0	2	3

PB - Team (2), ROBINSON 1, BAUMGARTER 1, Opp (9). SBA/ATT - REYLAND (3-5), ROLLI (2-4), ROBINSON (1-1), SIMITOVIC (1-1), BAUMGARTER (1-1).

European Cup Women B 2012  
Overall Statistics for LUCERNE EAGLES (as of Aug 23, 2012)  
(All games Sorted by Fielding pct)

Player	C	PO	A	E	FLD%	Dps	SBA	CSB	SBA%	PB	CI
5 REYLAND Victoria..	13	2	11	0	1.000	1	3	2	.600	0	0
12 GLOUKOFF Julia...	9	7	2	0	1.000	0	0	0	---	0	0
7 NOVAK Jacquelyn..	8	7	1	0	1.000	1	0	0	---	0	0
10 WINKLER Sarah....	7	5	2	0	1.000	0	0	0	---	0	0
22 GERSTER Sarah....	1	1	0	0	1.000	0	0	0	---	0	0
37 ROLLI Jessica....	40	35	3	2	.950	1	2	2	.500	0	0
2 BAUMGARTER Fabien	19	13	5	1	.947	2	1	0	1.000	1	0
69 CASPARIS Corina..	15	9	5	1	.933	0	0	0	---	0	0
28 ROBINSON Molly...	27	25	0	2	.926	0	1	0	1.000	1	0
77 SULLIVAN Carmela.	4	2	1	1	.750	0	0	0	---	0	0
3 SIMITOVIC Leandra	14	5	4	5	.643	0	1	0	1.000	0	0
4 BUEHLMANN Larissa	0	0	0	0	.000	0	0	0	---	0	0
Totals.....	157	111	34	12	.924	2	4	2	.667	2	0
Opponents.....	160	105	39	16	.900	1	8	1	.889	9	0

Hitting minimums - 1 Games 2.5 TPA/Game  
Pitching minimums - 1 Games 2.1 IP/Game




# European Cup Women B

Ostrava (Czech Republic) - August 20<sup>th</sup> / 25<sup>th</sup>, 2012



## Teams' Stats

	<b>Ladonas</b>	<b>GRE</b>
---	----------------	------------

European Cup Women B 2012  
Overall Statistics for A.S. LADONAS (as of Aug 23, 2012)  
(All games Sorted by Batting avg)

record: 1-4

Player	AVG	GP-GS	AB	R	H	2B	3B	HR	RBI	TB	SLG%	BB	HBP	SO	GDP	OB%	SF	SH	SB-ATT	PO	A	E	FLD%
55 HAVELKA Sasa.....	.222	5-5	9	1	2	0	0	0	1	2	.222	4	0	2	0	.462	0	0	0-0	20	3	1	.958
7 ANTONAKI Evangeli	.222	5-5	9	1	2	0	0	0	1	2	.222	2	0	3	0	.364	0	2	1-1	12	5	1	.944
11 CHATZIGEOROPOULOU	.182	5-5	11	0	2	0	0	0	2	2	.182	1	0	2	0	.250	0	1	2-2	19	0	1	.950
44 KOUSOULOU Anna...	.077	5-5	13	0	1	0	0	0	0	1	.077	0	0	1	0	.077	0	0	1-1	3	7	1	.909
-----																							
10 GOLICNIK Savina..	.429	5-3	7	2	3	0	0	0	0	3	.429	1	0	0	0	.500	0	0	1-1	2	3	1	.833
25 HUMERCA Gabrijela	.250	3-3	8	1	2	0	1	0	1	4	.500	1	0	2	0	.333	0	0	0-0	8	0	0	1.000
23 PADOVA Panagiota.	.091	5-5	11	1	1	0	0	0	0	1	.091	0	0	5	0	.091	0	0	0-0	1	0	4	.200
31 KALADOUKA Elisave	.091	5-5	11	0	1	0	0	0	0	1	.091	1	0	4	0	.167	0	0	1-1	8	4	4	.750
35 PAGOULATOU Georgi	.000	5-5	8	0	0	0	0	0	0	0	.000	1	0	6	0	.111	0	1	0-0	3	4	6	.538
30 LIOSI Anastasia..	.000	4-4	7	0	0	0	0	0	0	0	.000	0	0	5	0	.000	0	0	0-0	1	0	0	1.000
Totals.....	.149	5-5	94	6	14	0	1	0	5	16	.170	11	0	30	0	.238	0	4	6-6	77	26	19	.844
Opponents.....	.317	5-5	123	31	39	7	1	1	18	51	.415	13	0	14	0	.380	1	1	10-11	81	31	5	.957

LOB - Team (22), Opp (30). DPs turned - Team (1).

(All games Sorted by Earned run avg)

Player	ERA	W-L	APP	GS	CG	SHO/CBO	SV	IP	H	R	ER	BB	SO	2B	3B	HR	AB	B/Avg	WP	HBP	BK	SFA	SHA
44 KOUSOULOU Anna...	3.55	1-4	5	5	5	0/0	0	25.2	39	31	13	13	14	7	1	1	123	.317	4	0	0	1	1
Totals.....	3.55	1-4	5	5	5	0/0	0	25.2	39	31	13	13	14	7	1	1	123	.317	4	0	0	1	1
Opponents.....	1.04	4-1	5	5	3	3/0	0	27.0	14	6	4	11	30	0	1	0	94	.149	1	0	0	0	4

PB - Team (2), HAVELKA 2, Opp (3). SBA/ATT - KOUSOULOU (10-11), HAVELKA (8-9), CHATZIGEOROP (2-2).

European Cup Women B 2012  
Overall Statistics for A.S. LADONAS (as of Aug 23, 2012)  
(All games Sorted by Fielding pct)

Player	C	PO	A	E	FLD%	Dps	SBA	CSB	SBA%	PB	CI
25 HUMERCA Gabrijela	8	8	0	0	1.000	0	0	0	---	0	0
30 LIOSI Anastasia..	1	1	0	0	1.000	0	0	0	---	0	0
55 HAVELKA Sasa.....	24	20	3	1	.958	0	8	1	.889	2	0
11 CHATZIGEOROPOULOU	20	19	0	1	.950	1	2	0	1.000	0	0
7 ANTONAKI Evangeli	18	12	5	1	.944	1	0	0	---	0	0
44 KOUSOULOU Anna...	11	3	7	1	.909	0	10	1	.909	0	0
10 GOLICNIK Savina..	6	2	3	1	.833	0	0	0	---	0	0
31 KALADOUKA Elisave	16	8	4	4	.750	0	0	0	---	0	0
35 PAGOULATOU Georgi	13	3	4	6	.538	0	0	0	---	0	0
23 PADOVA Panagiota.	5	1	0	4	.200	0	0	0	---	0	0
Totals.....	122	77	26	19	.844	1	10	1	.909	2	0
Opponents.....	117	81	31	5	.957	0	6	0	1.000	3	0

Hitting minimums - 1 Games 2.5 TPA/Game  
Pitching minimums - 1 Games 2.1 IP/Game



# European Cup Women B

Ostrava (Czech Republic) - August 20<sup>th</sup> / 25<sup>th</sup>, 2012



## Teams' Stats

	<b>Les Comanches</b>	<b>FRA</b>
---	----------------------	------------

European Cup Women B 2012  
Overall Statistics for LES COMANCHES (as of Aug 23, 2012)  
(All games Sorted by Batting avg)

record: 4-2

Player	AVG	GP-GS	AB	R	H	2B	3B	HR	RBI	TB	SLG%	BB	HBP	SO	GDP	OB%	SF	SH	SB-ATT	PO	A	E	FLD%
11 LASSAIGNE Celine.	.611	6-6	18	8	11	2	0	1	7	16	.889	3	0	1	0	.636	1	1	1-2	6	9	1	.938
17 GIBSON-JONES Sara	.467	6-6	15	4	7	2	0	0	4	9	.600	5	0	1	1	.600	0	0	0-1	15	8	3	.885
21 HUNTER Raina.....	.450	6-6	20	9	9	2	1	0	1	13	.650	3	0	2	0	.522	0	1	0-0	10	4	0	1.000
3 CAUCHI Cindy.....	.333	6-6	18	3	6	1	0	0	3	7	.389	2	0	3	0	.400	0	1	0-0	10	11	1	.955
23 BONAUDO Marion...	.200	5-5	15	3	3	2	0	0	1	5	.333	1	0	1	0	.250	0	1	0-0	2	0	1	.667
15 RIERA Camilla....	.190	6-6	21	0	4	1	1	0	6	7	.333	1	0	3	0	.227	0	0	0-0	20	3	0	1.000
12 LEMAIRE Camille..	.190	6-6	21	4	4	0	0	0	2	4	.190	1	0	3	0	.227	0	1	0-0	8	11	4	.826
26 ZOUINE Sophia....	.118	6-5	17	1	2	0	0	0	1	2	.118	0	0	4	1	.118	0	1	0-0	36	2	1	.974
-----																							
4 GAERTNER Charline	.500	4-4	6	2	3	0	0	0	2	3	.500	0	0	0	0	.500	0	0	0-0	4	4	0	1.000
6 BEST Stephanie...	.333	3-2	6	1	2	0	0	0	1	2	.333	0	0	0	0	.333	0	0	0-0	0	1	0	1.000
10 DOMANICO Elsa....	.250	5-4	8	3	2	0	0	0	1	2	.250	2	0	0	0	.400	0	0	0-0	0	0	0	.000
Totals.....	.321	6-6	165	38	53	10	2	1	29	70	.424	18	0	18	2	.386	1	6	1-3	111	53	11	.937
Opponents.....	.206	6-6	141	18	29	5	1	0	12	36	.255	15	2	22	0	.291	0	3	5-8	110	48	19	.893

LOB - Team (42), Opp (32). DPs turned - Team (0), Opp (3).

(All games Sorted by Earned run avg)

Player	ERA	W-L	APP	GS	CG	SHO/CBO	SV	IP	H	R	ER	BB	SO	2B	3B	HR	AB	B/Avg	WP	HBP	BK	SFA	SHA
11 LASSAIGNE Celine.	1.21	3-0	4	3	3	0/0	0	17.1	10	6	3	8	11	2	0	0	60	.167	4	1	0	0	2
4 GAERTNER Charline	1.66	1-1	2	2	1	1/0	0	12.2	10	5	3	6	8	1	0	0	51	.196	0	0	0	0	0
-----																							
21 HUNTER Raina.....	2.00	0-1	1	1	1	0/0	0	7.0	9	7	2	1	3	2	1	0	30	.300	0	1	0	0	1
Totals.....	1.51	4-2	6	6	5	1/0	0	37.0	29	18	8	15	22	5	1	0	141	.206	4	2	0	0	3
Opponents.....	4.20	2-4	6	6	4	0/0	0	36.2	53	38	22	18	18	10	2	1	165	.321	1	0	0	1	6

PB - Team (1), RIERA 1, Opp (2). SBA/ATT - RIERA (4-7), HUNTER (4-6), GAERTNER (1-1), LASSAIGNE (0-1), GIBSON-JONES (1-1).

European Cup Women B 2012  
Overall Statistics for LES COMANCHES (as of Aug 23, 2012)  
(All games Sorted by Fielding pct)

Player	C	PO	A	E	FLD%	Dps	SBA	CSB	SBA%	PB	CI
15 RIERA Camilla....	23	20	3	0	1.000	0	4	3	.571	1	0
21 HUNTER Raina....	14	10	4	0	1.000	0	4	2	.667	0	0
4 GAERTNER Charline	8	4	4	0	1.000	0	1	0	1.000	0	0
6 BEST Stephanie...	1	0	1	0	1.000	0	0	0	---	0	0
26 ZOUINE Sophia....	39	36	2	1	.974	0	0	0	---	0	0
3 CAUCHI Cindy.....	22	10	11	1	.955	0	0	0	---	0	0
11 LASSAIGNE Celine.	16	6	9	1	.938	0	0	1	.000	0	0
17 GIBSON-JONES Sara	26	15	8	3	.885	0	1	0	1.000	0	0
12 LEMAIRE Camille..	23	8	11	4	.826	0	0	0	---	0	0
23 BONAUDO Marion...	3	2	0	1	.667	0	0	0	---	0	0
10 DOMANICO Elsa....	0	0	0	0	.000	0	0	0	---	0	0
Totals.....	175	111	53	11	.937	0	5	3	.625	1	0
Opponents.....	177	110	48	19	.893	3	1	2	.333	2	0

Hitting minimums - 1 Games 2.5 TPA/Game  
Pitching minimums - 1 Games 2.1 IP/Game



# European Cup Women B

Ostrava (Czech Republic) - August 20<sup>th</sup> / 25<sup>th</sup>, 2012



## Teams' Stats



### London Angels

GBR

European Cup Women B 2012  
Overall Statistics for LONDON ANGELS (as of Aug 23, 2012)  
(All games Sorted by Batting avg)

record: 4-2

Player	AVG	GP-GS	AB	R	H	2B	3B	HR	RBI	TB	SLG%	BB	HBP	SO	GDP	OB%	SF	SH	SB-ATT	PO	A	E	FLD%
6 STILLSON Bevin...	.421	6-6	19	3	8	2	0	0	2	10	.526	1	0	2	0	.429	1	0	1-1	26	5	1	.969
26 PAVLOVA Nadezheda	.417	5-5	12	4	5	1	0	0	3	6	.500	1	1	1	0	.500	0	1	0-0	8	10	2	.900
19 MARSHALL Kylie...	.409	6-6	22	5	9	2	1	1	4	16	.727	1	0	4	0	.435	0	0	0-1	22	6	1	.966
5 HEADLEY-COOPER Ka	.353	6-5	17	4	6	0	1	0	0	8	.471	0	0	3	0	.353	0	2	4-5	5	2	1	.875
14 ZURSCHMITTEN Simo	.308	6-6	13	4	4	0	1	0	3	6	.462	2	0	2	0	.400	0	1	1-1	22	1	1	.958
2 JUHANT Emilie....	.158	6-6	19	5	3	3	0	0	2	6	.316	2	2	2	0	.304	0	0	3-4	12	13	1	.962
32 KESWICK Victoria..	.118	6-5	17	3	2	0	0	0	0	2	.118	1	0	4	0	.167	0	2	2-3	8	4	0	1.000
16 BORISOVA Milena..	.067	5-5	15	2	1	0	0	0	1	1	.067	2	0	10	0	.176	0	0	1-1	7	10	0	1.000
-----																							
1 WHITLEY Joelle...	.250	6-2	12	1	3	0	0	0	3	3	.250	0	0	3	0	.250	0	0	0-0	1	0	0	1.000
23 VAN DER HULST Jok	.125	6-5	8	3	1	0	0	0	0	1	.125	2	0	0	0	.300	0	1	0-0	3	11	2	.875
27 TRAYKOVA Maya....	.000	5-3	7	1	0	0	0	0	1	0	.000	1	1	3	0	.200	1	0	2-2	3	0	1	.750
25 MACLEOD Chris....	.000	5-4	3	0	0	0	0	0	0	0	.000	0	0	0	0	.000	0	0	0-0	2	0	0	1.000
Totals.....	.256	6-6	164	35	42	8	3	1	19	59	.360	13	4	34	0	.322	2	7	14-18	119	62	10	.948
Opponents.....	.293	6-6	157	21	46	7	2	0	17	57	.363	12	2	26	2	.351	0	7	4-6	119	51	26	.867

LOB - Team (36), Opp (38). DPs turned - Team (4). IBB - Team (5), TRAYKOVA 1, ZURSCHMITTEN 1, PAVLOVA 1, JUHANT 1, STILLSON 1.

(All games Sorted by Earned run avg)

Player	ERA	W-L	APP	GS	CG	SHO/CBO	SV	IP	H	R	ER	BB	SO	2B	3B	HR	AB	B/Avg	WP	HBP	BK	SFA	SHA
23 VAN DER HULST Jok	2.05	4-2	6	5	3	0/0	0	30.2	31	15	9	6	24	2	2	0	117	.265	2	0	0	0	6
19 MARSHALL Kylie...	3.89	0-0	3	1	0	0/0	0	9.0	15	6	5	6	2	5	0	40	.375	1	2	0	0	1	
Totals.....	2.47	4-2	6	6	3	0/0	0	39.2	46	21	14	12	26	7	2	0	157	.293	3	2	0	0	7
Opponents.....	2.29	2-4	6	6	4	0/0	0	39.2	42	35	13	13	34	8	3	1	164	.256	7	4	0	2	7

PB - Team (5), STILLSON 4, KESWICK 1, Opp (7). SBA/ATT - STILLSON (3-5), VAN DER HULST (3-5), MARSHALL (1-1), KESWICK (1-1).

European Cup Women B 2012  
Overall Statistics for LONDON ANGELS (as of Aug 23, 2012)  
(All games Sorted by Fielding pct)

Player	C	PO	A	E	FLD%	Dps	SBA	CSB	SBA%	PB	CI
16 BORISOVA Milena..	17	7	10	0	1.000	0	0	0	---	0	0
32 KESWICK Victoria..	12	8	4	0	1.000	0	1	0	1.000	1	0
25 MACLEOD Chris....	2	2	0	0	1.000	0	0	0	---	0	0
1 WHITLEY Joelle...	1	1	0	0	1.000	0	0	0	---	0	0
6 STILLSON Bevin...	32	26	5	1	.969	1	3	2	.600	4	0
19 MARSHALL Kylie...	29	22	6	1	.966	1	1	0	1.000	0	0
2 JUHANT Emilie....	26	12	13	1	.962	4	0	0	---	0	0
14 ZURSCHMITTEN Simo	24	22	1	1	.958	1	0	0	---	0	0
26 PAVLOVA Nadezheda	20	8	10	2	.900	1	0	0	---	0	0
23 VAN DER HULST Jok	16	3	11	2	.875	0	3	2	.600	0	0
5 HEADLEY-COOPER Ka	8	5	2	1	.875	1	0	0	---	0	0
27 TRAYKOVA Maya....	4	3	0	1	.750	0	0	0	---	0	0
Totals.....	191	119	62	10	.948	4	4	2	.667	5	0
Opponents.....	196	119	51	26	.867	0	14	4	.778	7	0

Hitting minimums - 1 Games 2.5 TPA/Game  
Pitching minimums - 1 Games 2.1 IP/Game





# European Cup Women B

Ostrava (Czech Republic) - August 20<sup>th</sup> / 25<sup>th</sup>, 2012



## Teams' Stats

	<b>Princ</b>	<b>CRO</b>
---	--------------	------------

European Cup Women B 2012  
Overall Statistics for PRINC ZAGREB (as of Aug 23, 2012)  
(All games Sorted by Batting avg)

record: 1-3

Player	AVG	GP-GS	AB	R	H	2B	3B	HR	RBI	TB	SLG%	BB	HBP	SO	GDP	OB%	SF	SH	SB-ATT	PO	A	E	FLD%
2 PRSKALO Katarina..	.182	4-4	11	2	2	0	0	0	0	2	.182	2	0	2	0	.308	0	0	2-2	7	7	4	.778
14 KILLER Barbara...	.154	5-5	13	5	2	0	1	0	3	4	.308	0	0	1	0	.154	0	0	1-1	30	4	1	.971
15 BRKIC Andrea.....	.000	5-5	12	2	0	0	0	0	0	0	.000	0	0	2	0	.000	0	2	0-0	5	0	3	.625
8 CIZMIC POKRAJAC P	.444	5-5	9	1	4	0	0	0	0	4	.444	1	0	1	0	.500	0	2	0-1	10	4	2	.875
9 VRANCIC Ema.....	.400	4-4	10	3	4	1	0	0	1	5	.500	1	0	3	0	.455	0	0	0-1	3	1	0	1.000
19 KERANOVIC Nadja..	.333	5-5	12	1	4	1	0	0	2	5	.417	0	0	3	0	.333	0	0	0-0	6	0	0	1.000
21 ZUPANIC Tihana...	.182	5-5	11	1	2	0	0	0	0	2	.182	1	0	3	0	.250	0	0	1-1	2	9	3	.786
12 LAMPE Ajda.....	.167	5-5	6	2	1	0	0	0	1	1	.167	0	0	4	0	.167	0	0	1-1	2	1	0	1.000
20 VALIDZIC Antonela	.167	5-5	6	0	1	0	0	0	2	1	.167	0	0	2	0	.167	0	0	0-0	1	0	0	1.000
11 HARAMINA Michaela	.000	5-5	11	2	0	0	0	0	0	0	.000	1	0	1	0	.083	0	0	0-0	12	1	1	.929
6 MAVRICEVIC Martin	.000	1-1	1	0	0	0	0	0	0	0	.000	0	0	1	0	.000	0	0	0-0	0	0	0	.000
Totals.....	.196	5-5	102	19	20	2	1	0	9	24	.235	6	0	23	0	.241	0	4	5-7	78	27	14	.882
Opponents.....	.204	5-5	98	23	20	2	1	0	9	24	.245	18	4	30	0	.350	0	5	9-11	78	39	17	.873

LOB - Team (15), Opp (24). DPs turned - Team (1), Opp (2). IBB - Team (0), Opp (2).

(All games Sorted by Earned run avg)

Player	ERA	W-L	APP	GS	CG	SHO/CBO	SV	IP	H	R	ER	BB	SO	2B	3B	HR	AB	B/Avg	WP	HBP	BK	SFA	SHA
21 ZUPANIC Tihana...	2.02	1-1	5	3	3	1/0	0	17.1	13	14	5	13	23	2	1	0	64	.203	5	4	0	0	2
14 KILLER Barbara...	0.00	0-0	1	0	0	0/0	0	1.1	0	0	0	1	1	0	0	0	5	.000	2	0	0	0	0
11 HARAMINA Michaela	1.91	0-2	2	2	0	0/0	0	7.1	7	9	2	4	6	0	0	0	29	.241	0	0	0	0	3
Totals.....	1.88	1-3	5	5	3	1/0	0	26.0	20	23	7	18	30	2	1	0	98	.204	7	4	0	0	5
Opponents.....	2.15	3-1	5	5	4	1/0	1	26.0	20	19	8	6	23	2	1	0	102	.196	4	0	0	0	4

PB - Team (11), KILLER 6, KERANOVIC 5, Opp (6). SBA/ATT - KILLER (6-8), ZUPANIC (6-7), HARAMINA (3-4), KERANOVIC (3-3).

European Cup Women B 2012  
Overall Statistics for PRINC ZAGREB (as of Aug 23, 2012)  
(All games Sorted by Fielding pct)

Player	C	PO	A	E	FLD%	Dps	SBA	CSB	SBA%	PB	CI
19 KERANOVIC Nadja..	6	6	0	0	1.000	0	3	0	1.000	5	0
9 VRANCIC Ema.....	4	3	1	0	1.000	0	0	0	---	0	0
12 LAMPE Ajda.....	3	2	1	0	1.000	0	0	0	---	0	0
20 VALIDZIC Antonela	1	1	0	0	1.000	0	0	0	---	0	0
14 KILLER Barbara...	35	30	4	1	.971	0	6	2	.750	6	0
11 HARAMINA Michaela	14	12	1	1	.929	0	3	1	.750	0	0
8 CIZMIC POKRAJAC P	16	10	4	2	.875	0	0	0	---	0	0
21 ZUPANIC Tihana...	14	2	9	3	.786	0	6	1	.857	0	0
2 PRSKALO Katarina.	18	7	7	4	.778	1	0	0	---	0	0
15 BRKIC Andrea.....	8	5	0	3	.625	0	0	0	---	0	0
6 MAVRICEVIC Martin	0	0	0	0	.000	0	0	0	---	0	0
Totals.....	119	78	27	14	.882	1	9	2	.818	11	0
Opponents.....	134	78	39	17	.873	2	5	2	.714	6	0

Hitting minimums - 1 Games 2.5 TPA/Game  
Pitching minimums - 1 Games 2.1 IP/Game



# European Cup Women B

Ostrava (Czech Republic) - August 20<sup>th</sup> / 25<sup>th</sup>, 2012



## Teams' Stats

	<b>Ostrava</b>	<b>CZE</b>
---	----------------	------------

European Cup Women B 2012  
Overall Statistics for ARROWS OSTRAVA (as of Aug 23, 2012)  
(All games Sorted by Batting avg)

record: 4-2

Player	AVG	GP-GS	AB	R	H	2B	3B	HR	RBI	TB	SLG%	BB	HBP	SO	GDP	OB%	SF	SH	SB-ATT	PO	A	E	FLD%
8 SKOPCOVA Lucie...	.412	6-6	17	6	7	2	0	1	2	12	.706	4	0	3	0	.524	0	1	3-5	12	8	5	.800
28 RYNIK Karolina...	.389	6-6	18	4	7	3	0	0	7	10	.556	1	0	4	0	.400	1	0	0-2	10	1	0	1.000
9 VITKOVA Sabina...	.368	6-6	19	5	7	0	0	0	1	7	.368	1	0	1	0	.400	0	0	2-2	13	12	1	.962
7 MIKESKOVA Hana...	.353	6-6	17	5	6	0	0	0	1	6	.353	3	2	0	0	.500	0	0	0-0	11	2	0	1.000
11 KASAJIKOVA Kateri	.250	5-5	16	4	4	0	0	0	3	4	.250	1	1	2	0	.333	0	0	0-0	13	9	3	.880
12 KOLAROVA Jana...	.211	6-5	19	3	4	0	0	0	2	4	.211	0	0	2	1	.211	0	0	0-0	10	0	0	1.000
-----																							
23 GRZESZCZAK Aleksan	.500	5-2	4	1	2	0	0	0	0	2	.500	0	0	0	0	.500	0	1	1-1	3	6	3	.750
6 NEMCOVA Denisa...	.500	2-2	2	1	1	0	0	0	0	1	.500	1	0	0	0	.667	0	1	1-1	1	0	0	1.000
35 STABRAWA Agnieszka	.273	4-4	11	4	3	1	0	0	1	4	.364	1	0	3	0	.333	0	0	4-4	2	0	1	.667
2 PEICHOVA Jana...	.250	4-3	12	1	3	0	0	0	0	3	.250	0	0	2	0	.250	0	0	2-2	3	0	0	1.000
4 BELUNKOVA Aneta...	.250	5-5	12	0	3	1	0	0	1	4	.333	1	0	3	0	.308	0	0	1-1	7	3	1	.909
19 DAVIDOVA Karolina	.167	5-3	6	0	1	0	0	0	0	1	.167	1	0	3	0	.286	0	0	0-0	11	1	1	.923
26 SINDLEROVA Mirosl	.000	3-3	5	0	0	0	0	0	0	0	.000	0	0	1	0	.000	0	0	0-0	15	1	0	1.000
5 TESLIKOVA Alice...	.000	2-1	2	0	0	0	0	0	0	0	.000	0	0	2	0	.000	0	0	1-1	1	0	0	1.000
13 LATKOVA Denisa...	.000	1-1	1	0	0	0	0	0	0	0	.000	0	0	1	0	.000	0	0	0-0	1	0	1	.500
17 PJONTKOVA Michael	.000	1-0	0	1	0	0	0	0	0	0	.000	0	0	0	0	.000	0	0	1-1	0	0	0	1.000
Totals.....	.298	6-6	161	35	48	7	0	1	18	58	.360	14	3	27	1	.363	1	3	16-20	113	43	16	.907
Opponents.....	.276	6-6	156	30	43	6	3	1	21	58	.372	10	3	15	0	.329	1	9	12-12	112	39	21	.878

LOB - Team (37), Opp (38). DPs turned - Team (0), Opp (1).

(All games Sorted by Earned run avg)

Player	ERA	W-L	APP	GS	CG	SHO/CBO	SV	IP	H	R	ER	BB	SO	2B	3B	HR	AB	B/Avg	WP	HBP	BK	SFA	SHA
7 MIKESKOVA Hana...	2.00	0-1	2	2	0	0/0	0	14.0	9	6	4	2	5	1	1	0	51	.176	0	1	0	0	4
23 GRZESZCZAK Aleksan	3.57	3-0	5	2	1	0/0	0	15.2	20	13	8	1	8	2	2	1	66	.303	2	2	0	1	4
-----																							
4 BELUNKOVA Aneta...	1.62	1-1	3	2	0	0/0	1	4.1	8	5	1	4	2	1	0	0	22	.364	1	0	0	0	0
35 STABRAWA Agnieszka	7.64	0-0	1	0	0	0/0	0	3.2	6	6	4	3	0	2	0	0	17	.353	0	0	0	0	1
Totals.....	3.16	4-2	6	6	1	0/0	1	37.2	43	30	17	10	15	6	3	1	156	.276	3	3	0	1	9
Opponents.....	2.25	2-4	6	6	4	0/0	0	37.1	48	35	12	14	27	7	0	1	161	.298	8	3	0	1	3

PB - Team (5), KOLAROVA 5, Opp (8). SBA/ATT - KOLAROVA (12-12), GRZESZCZAK (6-6), MIKESKOVA (3-3), BELUNKOVA (3-3).

European Cup Women B 2012  
Overall Statistics for ARROWS OSTRAVA (as of Aug 23, 2012)  
(All games Sorted by Fielding pct)

Player	C	PO	A	E	FLD%	Dps	SBA	CSB	SBA%	PB	CI
26 SINDLEROVA Mirosl	16	15	1	0	1.000	0	0	0	---	0	0
7 MIKESKOVA Hana...	13	11	2	0	1.000	0	3	0	1.000	0	0
28 RYNIK Karolina...	11	10	1	0	1.000	0	0	0	---	0	0
12 KOLAROVA Jana....	10	10	0	0	1.000	0	12	0	1.000	5	0
2 PEICHOVA Jana...	3	3	0	0	1.000	0	0	0	---	0	0
6 NEMCOVA Denisa...	1	1	0	0	1.000	0	0	0	---	0	0
5 TESLIKOVA Alice...	1	1	0	0	1.000	0	0	0	---	0	0
9 VITKOVA Sabina...	26	13	12	1	.962	0	0	0	---	0	0
19 DAVIDOVA Karolina	13	11	1	1	.923	0	0	0	---	0	0
4 BELUNKOVA Aneta...	11	7	3	1	.909	0	3	0	1.000	0	0
11 KASAJIKOVA Kateri	25	13	9	3	.880	0	0	0	---	0	0
8 SKOPCOVA Lucie...	25	12	8	5	.800	0	0	0	---	0	0
23 GRZESZCZAK Aleksan	12	3	6	3	.750	0	6	0	1.000	0	0
35 STABRAWA Agnieszka	3	2	0	1	.667	0	0	0	---	0	0
13 LATKOVA Denisa...	2	1	0	1	.500	0	0	0	---	0	0
17 PJONTKOVA Michael	0	0	0	0	.000	0	0	0	---	0	0
Totals.....	172	113	43	16	.907	0	12	0	1.000	5	0
Opponents.....	172	112	39	21	.878	1	16	4	.800	8	0

Hitting minimums - 1 Games 2.5 TPA/Game  
Pitching minimums - 1 Games 2.1 IP/Game



# European Cup Women B

Ostrava (Czech Republic) - August 20<sup>th</sup> / 25<sup>th</sup>, 2012



## Teams' Stats

	<b>Skovde</b>	<b>SWE</b>
---	---------------	------------

European Cup Women B 2012  
Overall Statistics for SKOVDE SAINTS BSK (as of Aug 23, 2012)  
(All games Sorted by Batting avg)

record: 5-1

Player	AVG	GP-GS	AB	R	H	2B	3B	HR	RBI	TB	SLG%	BB	HBP	SO	GDP	OB%	SF	SH	SB-ATT	PO	A	E	FLD%
10 GRANATH Tess.....	.500	6-5	16	4	8	2	0	1	9	13	.813	1	0	0	0	.529	0	0	1-1	41	6	5	.904
12 BROWN Rachel.....	.357	6-6	14	3	5	1	0	0	6	6	.429	4	0	0	0	.500	0	0	0-0	2	7	0	1.000
9 GALLAGHER Diane..	.357	6-6	14	5	5	0	2	0	3	9	.643	8	0	0	0	.591	0	0	4-4	4	5	3	.750
21 BERGSTROM Maria..	.333	6-6	15	8	5	0	0	0	1	5	.333	2	3	3	0	.500	0	2	4-4	3	0	1	.750
11 ROBINSSON Sofia..	.333	5-4	12	3	4	0	0	0	0	4	.333	3	0	1	0	.467	0	0	2-2	1	4	1	.833
36 MOHLEN Priya.....	.286	6-6	14	7	4	0	0	0	2	4	.286	3	1	1	0	.444	0	2	0-0	7	3	2	.833
8 JONSSON Maria.....	.133	6-6	15	1	2	2	0	0	3	4	.267	3	0	2	0	.278	0	0	0-0	37	1	1	.974
4 BERGSTROM Malin..	.000	6-6	12	3	0	0	0	0	1	0	.000	4	1	6	0	.294	0	0	0-0	4	1	0	1.000
-----																							
46 HERMANSSON Sanna.	.286	4-2	7	0	2	0	0	0	0	2	.286	0	0	2	0	.286	0	0	0-0	4	1	4	.556
14 LINDVALL Angelica	.143	6-4	7	1	1	0	0	0	1	1	.143	2	0	2	0	.333	0	0	0-0	2	0	0	1.000
13 STENSRUD Asa.....	.000	2-2	4	0	0	0	0	0	0	0	.000	0	0	3	0	.000	0	1	0-0	0	0	1	.000
3 ANDERSON Nathalie	.000	2-1	2	0	0	0	0	0	0	0	.000	0	0	0	0	.000	0	0	0-0	0	0	0	.000
Totals.....	.273	6-6	132	35	36	5	2	1	26	48	.364	30	5	20	0	.425	0	5	11-11	105	28	18	.881
Opponents.....	.168	6-6	131	19	22	3	1	0	9	27	.206	8	0	63	1	.216	0	4	6-9	99	44	9	.941

LOB - Team (38), Opp (19). DPs turned - Team (1), Opp (3). IBB - Team (1), ROBINSSON 1.

(All games Sorted by Earned run avg)

Player	ERA	W-L	APP	GS	CG	SHO/CBO	SV	IP	H	R	ER	BB	SO	2B	3B	HR	AB	B/Avg	WP	HBP	BK	SFA	SHA
12 BROWN Rachel.....	0.23	5-1	6	6	4	2/0	0	31.0	17	12	1	3	58	2	0	0	114	.149	0	0	0	0	4
-----																							
36 MOHLEN Priya.....	4.20	0-0	2	0	0	0/0	1	3.1	2	2	2	2	4	1	0	0	12	.167	1	0	0	0	0
10 GRANATH Tess.....	52.50	0-0	1	0	0	0/0	0	0.2	3	5	5	3	1	0	1	0	5	.600	1	0	0	0	0
Totals.....	1.60	5-1	6	6	4	2/0	1	35.0	22	19	8	8	63	3	1	0	131	.168	2	0	0	0	4
Opponents.....	4.67	1-5	6	6	3	0/0	0	33.0	36	35	22	30	20	5	2	1	132	.273	10	5	0	0	5

PB - Team (3), GRANATH 2, JONSSON 1, Opp (9). SBA/ATT - BROWN (6-9), GRANATH (4-7), JONSSON (2-2).

European Cup Women B 2012  
Overall Statistics for SKOVDE SAINTS BSK (as of Aug 23, 2012)  
(All games Sorted by Fielding pct)

Player	C	PO	A	E	FLD%	Dps	SBA	CSB	SBA%	PB	CI
12 BROWN Rachel.....	9	2	7	0	1.000	0	6	3	.667	0	0
4 BERGSTROM Malin..	5	4	1	0	1.000	0	0	0	---	0	0
14 LINDVALL Angelica	2	2	0	0	1.000	0	0	0	---	0	0
8 JONSSON Maria....	39	37	1	1	.974	1	2	0	1.000	1	0
10 GRANATH Tess.....	52	41	6	5	.904	0	4	3	.571	2	0
36 MOHLEN Priya.....	12	7	3	2	.833	0	0	0	---	0	0
11 ROBINSSON Sofia..	6	1	4	1	.833	0	0	0	---	0	0
9 GALLAGHER Diane..	12	4	5	3	.750	1	0	0	---	0	0
21 BERGSTROM Maria..	4	3	0	1	.750	0	0	0	---	0	0
46 HERMANSSON Sanna.	9	4	1	4	.556	0	0	0	---	0	0
13 STENSRUD Asa.....	1	0	0	1	.000	0	0	0	---	0	0
3 ANDERSON Nathalie	0	0	0	0	.000	0	0	0	---	0	0
Totals.....	151	105	28	18	.881	1	6	3	.667	3	0
Opponents.....	152	99	44	9	.941	3	11	0	1.000	9	0

Hitting minimums - 1 Games 2.5 TPA/Game  
Pitching minimums - 1 Games 2.1 IP/Game



# European Cup Women B

Ostrava (Czech Republic) - August 20<sup>th</sup> / 25<sup>th</sup>, 2012



## Teams' Stats

### Szotska Brzeg

POL

European Cup Women B 2012  
Overall Statistics for MKS SZOSTKA BRZEG (as of Aug 23, 2012)  
(All games Sorted by Batting avg)

record: 0-5

Player	AVG	GP-GS	AB	R	H	2B	3B	HR	RBI	TB	SLG%	BB	HBP	SO	GDP	OB%	SF	SH	SB-ATT	PO	A	E	FLD%
10 WYRWAS Natalia...	.273	5-5	11	2	3	0	0	1	4	6	.545	2	1	1	0	.429	0	0	0-0	5	5	3	.769
3 CHRZASZCZ Monika..	.250	5-5	12	2	3	0	0	1	3	2.250	2	0	4	0	.333	1	0	2-2	17	2	1	.950	
7 SNIIEC Daria.....	.167	5-5	12	1	2	0	0	0	1	2	.167	1	0	4	0	.231	0	0	0-0	2	8	5	.667
9 PODGORSKA Magdale	.167	5-5	12	3	2	0	1	0	1	4	.333	2	0	3	0	.286	0	0	1-1	7	2	2	.818
12 KRAWCZYK Anna....	.286	4-4	7	0	2	0	0	0	0	2	.286	1	0	2	0	.375	0	0	0-0	6	11	2	.895
8 MARECKA Paulina..	.250	5-5	8	2	2	0	0	0	2	2	.250	3	0	2	0	.417	1	0	0-0	25	2	2	.931
19 GRZANOWSKA Malgor	.200	4-4	5	0	1	1	0	0	0	2	.400	0	0	4	0	.200	0	0	0-0	0	0	0	.000
17 NIEWIADOMSKA Alek	.111	5-5	9	1	1	0	0	0	0	1	.111	0	1	2	0	.200	0	0	1-1	4	4	6	.571
13 CHOJNACKA Pamela.	.000	4-3	5	0	0	0	0	0	2	0	.000	0	0	4	0	.000	1	0	0-0	0	0	3	.000
11 KLUGIEWICZ Adrian	.000	4-4	5	0	0	0	0	0	0	0	.000	0	0	3	0	.000	0	1	0-0	2	2	3	.571
18 FLISOWSKA Adriann	.000	3-2	4	1	0	0	0	0	0	0	.000	0	0	1	0	.000	0	0	1-1	2	1	1	.750
2 KUROWSKA Patrycja	.000	3-1	2	1	0	0	0	0	0	0	.000	1	0	2	0	.333	0	0	2-2	7	0	1	.875
15 GORKA Alicia.....	.000	4-1	2	1	0	0	0	0	0	0	.000	1	0	1	0	.333	0	0	0-0	0	0	0	.000
5 CHRZASZCZ Ewa....	.000	1-0	1	1	0	0	0	0	0	0	.000	0	0	0	0	.000	0	0	2-2	0	0	0	.000
Totals.....	.168	5-5	95	15	16	1	1	1	11	22	.232	13	2	33	0	.274	3	1	9-9	77	37	29	.797
Opponents.....	.288	5-5	132	48	38	6	1	0	32	46	.348	20	2	14	0	.387	1	6	16-16	81	16	8	.924

LOB - Team (18), Opp (36). DPs turned - Team (2), Opp (4).

(All games Sorted by Earned run avg)

Player	ERA	W-L	APP	GS	CG	SHO/CBO	SV	IP	H	R	ER	BB	SO	2B	3B	HR	AB	B/Avg	WP	HBP	BK	SFA	SHA
10 WYRWAS Natalia...	3.65	0-3	4	3	2	0/0	0	15.1	24	26	8	6	10	6	0	0	81	.296	3	0	0	1	2
7 SNIIEC Daria.....	4.74	0-1	3	1	0	0/0	0	10.1	13	16	7	11	4	0	1	0	48	.271	3	2	0	0	4
19 GRZANOWSKA Malgor	99.00	0-1	1	1	0	0/0	0	0.0	1	6	2	3	0	0	0	0	3	.333	0	0	0	0	0
Totals.....	4.64	0-5	5	5	2	0/0	0	25.2	38	48	17	20	14	6	1	0	132	.288	6	2	0	1	6
Opponents.....	2.85	5-0	5	5	4	2/0	0	27.0	16	15	11	13	33	1	1	1	95	.168	0	2	0	3	1

PB - Team (9), CHRZASZCZM 8, MARECKA 1, Opp (5). SBA/ATT - CHRZASZCZM (11-11), WYRWAS (8-8), GRZANOWSKA (5-5), MARECKA (5-5), SNIIEC (3-3).

European Cup Women B 2012  
Overall Statistics for MKS SZOSTKA BRZEG (as of Aug 23, 2012)  
(All games Sorted by Fielding pct)

Player	C	PO	A	E	FLD%	Dps	SBA	CSB	SBA%	PB	CI
3 CHRZASZCZ Monika..	20	17	2	1	.950	0	11	0	1.000	8	0
8 MARECKA Paulina..	29	25	2	2	.931	1	5	0	1.000	1	0
12 KRAWCZYK Anna....	19	6	11	2	.895	0	0	0	---	0	0
2 KUROWSKA Patrycja	8	7	0	1	.875	1	0	0	---	0	0
9 PODGORSKA Magdale	11	7	2	2	.818	0	0	0	---	0	0
10 WYRWAS Natalia...	13	5	5	3	.769	2	8	0	1.000	0	0
18 FLISOWSKA Adriann	4	2	1	1	.750	0	0	0	---	0	0
7 SNIIEC Daria.....	15	2	8	5	.667	1	3	0	1.000	0	0
17 NIEWIADOMSKA Alek	14	4	4	6	.571	1	0	0	---	0	0
11 KLUGIEWICZ Adrian	7	2	2	3	.571	0	0	0	---	0	0
13 CHOJNACKA Pamela.	3	0	0	3	.000	0	0	0	---	0	0
5 CHRZASZCZ Ewa....	0	0	0	0	.000	0	0	0	---	0	0
19 GRZANOWSKA Malgor	0	0	0	0	.000	0	5	0	1.000	0	0
15 GORKA Alicia.....	0	0	0	0	.000	0	0	0	---	0	0
Totals.....	143	77	37	29	.797	2	16	0	1.000	9	0
Opponents.....	105	81	16	8	.924	4	9	0	1.000	5	0

Hitting minimums - 1 Games 2.5 TPA/Game  
Pitching minimums - 1 Games 2.1 IP/Game



# European Cup Women B

Ostrava (Czech Republic) - August 20<sup>th</sup> / 25<sup>th</sup>, 2012



## Teams' Stats

	<b>Trnava</b>	<b>SVK</b>
---	---------------	------------

European Cup Women B 2012  
Overall Statistics for TRNAVA PANTHERS (as of Aug 23, 2012)  
(All games Sorted by Batting avg)

record: 2-4

Player	AVG	GP-GS	AB	R	H	2B	3B	HR	RBI	TB	SLG%	BB	HBP	SO	GDP	OB%	SF	SH	SB-ATT	PO	A	E	FLD%
15 PETRIKOVA Linda..	.333	6-6	18	3	6	1	0	0	3	7	.389	0	0	3	0	.333	0	1	1-1	10	3	4	.765
20 CAMBALOVA Monika..	.286	6-6	14	6	4	0	0	0	3	4	.286	3	0	2	0	.389	1	0	1-1	12	13	3	.893
9 BARTOVICOVA Dagma	.238	6-6	21	2	5	0	0	0	2	5	.238	0	0	3	0	.238	0	0	2-2	18	10	0	1.000
33 KOST'ALOVA Michae	.214	6-5	14	3	3	0	0	0	1	3	.214	0	1	3	0	.267	0	0	0-1	6	1	2	.778
8 BEHULOVA Karolina	.214	6-5	14	2	3	0	0	0	0	3	.214	1	0	3	0	.267	0	0	0-1	4	2	1	.857
11 MURINOVA Petra...	.143	6-6	14	3	2	0	0	0	2	2	.143	3	0	4	0	.294	0	1	0-0	10	4	1	.933
6 HORVATHOVA Lenka..	.077	6-4	13	2	1	1	0	0	2	2	.154	2	0	3	0	.200	0	1	1-1	4	0	2	.667
-----																							
16 BIHARYOVA Sarah..	.364	5-5	11	3	4	0	0	0	2	4	.364	0	1	2	0	.417	0	0	1-1	28	0	1	.966
13 PYTELOVA Katarina	.333	5-4	12	0	4	1	0	0	4	5	.417	1	0	1	0	.385	0	1	0-0	1	4	0	1.000
22 CAMBALOVA Lenka..	.222	4-2	9	3	2	0	0	0	0	2	.222	0	0	2	0	.222	0	0	1-1	5	0	2	.714
12 FERANCOVA Laura..	.200	5-3	5	1	1	0	0	0	0	1	.200	0	0	0	0	.200	0	1	2-2	1	4	0	1.000
3 GUNISOVA Lenka...	.000	4-3	7	1	0	0	0	0	0	0	.000	1	0	3	0	.125	0	0	0-0	3	5	1	.889
73 ZAPALACOVA Domini	.000	5-5	3	0	0	0	0	0	0	0	.000	0	0	3	0	.000	0	0	0-0	3	2	0	1.000
Totals.....	.226	6-6	155	29	35	3	0	0	19	38	.245	11	2	32	0	.284	1	5	9-11	105	48	17	.900
Opponents.....	.230	6-6	135	35	31	4	1	1	26	40	.296	28	3	10	0	.363	5	2	9-11	108	49	27	.853

LOB - Team (37), Opp (33). DPs turned - Team (2), Opp (4).

(All games Sorted by Earned run avg)

Player	ERA	W-L	APP	GS	CG	SHO/CBO	SV	IP	H	R	ER	BB	SO	2B	3B	HR	AB	B/Avg	WP	HBP	BK	SFA	SHA
13 PYTELOVA Katarina	1.37	2-1	4	2	2	1/0	0	15.1	9	5	3	5	5	0	0	0	59	.153	1	0	0	1	0
-----																							
8 BEHULOVA Karolina	5.91	0-1	4	1	1	0/0	0	10.2	13	14	9	8	2	2	1	1	43	.302	2	1	0	3	1
73 ZAPALACOVA Domini	7.78	0-2	3	3	0	0/0	0	9.0	9	16	10	15	3	2	0	0	33	.273	3	2	0	1	1
Totals.....	4.40	2-4	6	6	3	1/0	0	35.0	31	35	22	28	10	4	1	1	135	.230	6	3	0	5	2
Opponents.....	1.17	4-2	6	6	3	1/0	1	36.0	35	29	6	11	32	3	0	0	155	.226	1	2	0	1	5

PB - Team (13), PETRIKOVA 13, Opp (5). SBA/ATT - PETRIKOVA (9-11), BEHULOVA (7-7), ZAPALACOVA (0-2), PYTELOVA (2-2).

European Cup Women B 2012  
Overall Statistics for TRNAVA PANTHERS (as of Aug 23, 2012)  
(All games Sorted by Fielding pct)

Player	C	PO	A	E	FLD%	Dps	SBA	CSB	SBA%	PB	CI
9 BARTOVICOVA Dagma	28	18	10	0	1.000	1	0	0	---	0	0
73 ZAPALACOVA Domini	5	3	2	0	1.000	0	0	2	.000	0	0
13 PYTELOVA Katarina	5	1	4	0	1.000	0	2	0	1.000	0	0
12 FERANCOVA Laura..	5	1	4	0	1.000	0	0	0	---	0	0
16 BIHARYOVA Sarah..	29	28	0	1	.966	2	0	0	---	0	0
11 MURINOVA Petra...	15	10	4	1	.933	0	0	0	---	0	0
20 CAMBALOVA Monika.	28	12	13	3	.893	1	0	0	---	0	0
3 GUNISOVA Lenka...	9	3	5	1	.889	0	0	0	---	0	0
8 BEHULOVA Karolina	7	4	2	1	.857	0	7	0	1.000	0	0
33 KOST'ALOVA Michae	9	6	1	2	.778	0	0	0	---	0	0
15 PETRIKOVA Linda..	17	10	3	4	.765	1	9	2	.818	13	0
22 CAMBALOVA Lenka..	7	5	0	2	.714	0	0	0	---	0	0
6 HORVATHOVA Lenka..	6	4	0	2	.667	0	0	0	---	0	0
Totals.....	170	105	48	17	.900	2	9	2	.818	13	0
Opponents.....	184	108	49	27	.853	0	9	2	.818	5	0

Hitting minimums - 1 Games 2.5 TPA/Game  
Pitching minimums - 1 Games 2.1 IP/Game



# European Cup Women B

Ostrava (Czech Republic) - August 20<sup>th</sup> / 25<sup>th</sup>, 2012



## Teams' Stats

	<b>United</b>	<b>DEN</b>
---	---------------	------------

European Cup Women B 2012  
Overall Statistics for UNITED (as of Aug 23, 2012)  
(All games Sorted by Batting avg)

record: 2-2

Player	AVG	GP-GS	AB	R	H	2B	3B	HR	RBI	TB	SLG%	BB	HBP	SO	GDP	OB%	SF	SH	SB-ATT	PO	A	E	FLD%
2 HOGH Clara.....	.357	5-5	14	1	5	0	0	0	1	5	.357	0	0	4	0	.357	0	2	0-0	1	3	2	.667
36 MELISSANT Laura..	.286	5-5	14	1	4	0	0	0	1	4	.286	1	0	1	0	.333	0	0	0-0	7	10	5	.773
41 MILLWOOD Dawon...	.286	5-5	14	1	4	0	1	0	2	6	.429	2	0	1	0	.375	0	0	0-0	2	10	0	1.000
74 KRAGH Merethe....	.273	5-5	11	3	3	1	0	0	1	4	.364	1	0	0	0	.333	0	1	0-0	4	0	1	.800
14 GILHOJ Henriette..	.214	5-5	14	5	3	1	0	0	1	4	.286	3	0	3	0	.353	0	0	0-1	40	2	2	.955
40 CANTOR Michelle..	.154	4-4	13	2	2	0	0	0	0	2	.154	1	0	1	0	.214	0	0	0-0	22	0	1	.957
8 KARLSEN Elisa....	.077	5-5	13	1	1	0	0	0	1	1	.077	2	0	0	0	.200	0	0	1-1	2	0	1	.667
7 LORENTZEN Betina..	.000	4-4	11	0	0	0	0	0	1	0	.000	1	0	2	0	.083	0	1	0-0	3	4	1	.875
-----																							
22 JOHN Maiken.....	.333	3-2	3	0	1	1	0	0	1	2	.667	1	0	0	0	.500	0	0	0-0	3	2	0	1.000
13 ASBAEK Jana.....	.000	3-3	8	0	0	0	0	0	0	0	.000	0	0	1	0	.000	0	1	0-0	1	0	0	1.000
20 CHRISTOFFERSON Ch	.000	2-2	4	0	0	0	0	0	0	0	.000	0	0	4	0	.000	0	0	0-0	2	0	2	.500
88 SVENDSEN Birgitte	.000	3-2	1	0	0	0	0	0	0	0	.000	0	0	1	0	.000	0	0	0-0	0	0	1	.000
Totals.....	.192	5-5	120	14	23	3	1	0	9	28	.233	12	0	18	0	.265	0	5	1-2	87	31	16	.881
Opponents.....	.218	5-5	119	18	26	5	0	1	9	34	.286	12	2	34	0	.299	1	2	5-6	90	33	14	.898

LOB - Team (35), Opp (33). DPs turned - Team (2), Opp (1).

(All games Sorted by Earned run avg)

Player	ERA	W-L	APP	GS	CG	SHO/CBO	SV	IP	H	R	ER	BB	SO	2B	3B	HR	AB	B/Avg	WP	HBP	BK	SFA	SHA
41 MILLWOOD Dawon...	0.56	2-1	4	4	4	1/0	0	25.0	19	9	2	7	32	3	0	1	98	.194	0	1	0	0	2
-----																							
40 CANTOR Michelle..	0.00	0-0	1	0	0	0/0	0	2.2	4	2	0	2	2	1	0	0	13	.308	1	0	0	0	0
7 LORENTZEN Betina..	10.50	0-1	1	1	0	0/0	0	1.1	3	7	2	3	0	1	0	0	8	.375	0	1	0	1	0
Totals.....	0.97	2-2	5	5	4	1/0	0	29.0	26	18	4	12	34	5	0	1	119	.218	1	2	0	1	2
Opponents.....	1.17	2-2	5	5	2	0/0	0	30.0	23	14	5	12	18	3	1	0	120	.192	2	0	0	0	5

PB - Team (6), GILHOJ 6, Opp (3). SBA/ATT - MILLWOOD (5-6), GILHOJ (5-6).

European Cup Women B 2012  
Overall Statistics for UNITED (as of Aug 23, 2012)  
(All games Sorted by Fielding pct)

Player	C	PO	A	E	FLD%	Dps	SBA	CSB	SBA%	PB	CI
41 MILLWOOD Dawon...	12	2	10	0	1.000	2	5	1	.833	0	0
22 JOHN Maiken.....	5	3	2	0	1.000	1	0	0	---	0	0
13 ASBAEK Jana.....	1	1	0	0	1.000	0	0	0	---	0	0
40 CANTOR Michelle..	23	22	0	1	.957	0	0	0	---	0	0
14 GILHOJ Henriette..	44	40	2	2	.955	1	5	1	.833	6	0
7 LORENTZEN Betina..	8	3	4	1	.875	0	0	0	---	0	0
74 KRAGH Merethe....	5	4	0	1	.800	1	0	0	---	0	0
36 MELISSANT Laura..	22	7	10	5	.773	0	0	0	---	0	0
2 HOGH Clara.....	6	1	3	2	.667	0	0	0	---	0	0
8 KARLSEN Elisa....	3	2	0	1	.667	0	0	0	---	0	0
20 CHRISTOFFERSON Ch	4	2	0	2	.500	0	0	0	---	0	0
88 SVENDSEN Birgitte	1	0	0	1	.000	0	0	0	---	0	0
Totals.....	134	87	31	16	.881	2	5	1	.833	6	0
Opponents.....	137	90	33	14	.898	1	1	1	.500	3	0

Hitting minimums - 1 Games 2.5 TPA/Game  
Pitching minimums - 1 Games 2.1 IP/Game



# European Cup Women B

Ostrava (Czech Republic) - August 20<sup>th</sup> / 25<sup>th</sup>, 2012



## Leaders Summary

European Cup Women B 2012  
Batting Leaders (as of Aug 23, 2012)  
(All games)

Hitting minimums - 1 Games 2.5 TPA/Game  
Pitching minimums - 1 Games 2.1 IP/Game

Batting avg	Slugging pct	On base pct
1. LASSAIGNE Celine, FRA..... .611	1. LASSAIGNE Celine, FRA..... .889	1. LASSAIGNE Celine, FRA..... .636
2. REYLAND Victoria, SUI..... .500	2. GRANATH Tess, SWE..... .813	2. GIBSON-JONES Sarah, FRA.... .600
GRANATH Tess, SWE..... .500	3. MARSHALL Kylie, GBR..... .727	3. GALLAGHER Diane, SWE..... .591
4. GIBSON-JONES Sarah, FRA.... .467	4. SKOPCOVA Lucie, CZE..... .706	4. ROLLI Jessica, SUI..... .533
5. HUNTER Raina, FRA..... .450	5. REYLAND Victoria, SUI..... .667	5. GRANATH Tess, SWE..... .529
6. STILLSON Bevin, GBR..... .421	6. HUNTER Raina, FRA..... .650	6. REYLAND Victoria, SUI..... .526
7. ROLLI Jessica, SUI..... .417	7. GALLAGHER Diane, SWE..... .643	7. SKOPCOVA Lucie, CZE..... .524
PAVLOVA Nadezhda, GBR..... .417	8. GIBSON-JONES Sarah, FRA.... .600	8. HUNTER Raina, FRA..... .522
9. SKOPCOVA Lucie, CZE..... .412	9. ROLLI Jessica, SUI..... .583	9. MIKESKOVA Hana, CZE..... .500
10. MARSHALL Kylie, GBR..... .409	10. RYNIAK Karolina, CZE..... .556	BERGSTROM Maria, SWE..... .500

Runs scored	Hits	Runs batted in
1. HUNTER Raina, FRA..... 9	1. LASSAIGNE Celine, FRA..... 11	1. GRANATH Tess, SWE..... 9
2. LASSAIGNE Celine, FRA..... 8	2. MARSHALL Kylie, GBR..... 9	2. REYLAND Victoria, SUI..... 8
BERGSTROM Maria, SWE..... 8	HUNTER Raina, FRA..... 9	3. LASSAIGNE Celine, FRA..... 7
4. CASPARIS Corina, SUI..... 7	REYLAND Victoria, SUI..... 9	RYNIAK Karolina, CZE..... 7
MOHLEN Priya, SWE..... 7	5. STILLSON Bevin, GBR..... 8	5. BROWN Rachel, SWE..... 6
6. CAMBALOVA Monika, SVK..... 6	GRANATH Tess, SWE..... 8	RIERA Camilla, FRA..... 6
SKOPCOVA Lucie, CZE..... 6	7. VITKOVA Sabina, CZE..... 7	7. 6 tied at..... 4
8. 9 tied at..... 5	RYNIAK Karolina, CZE..... 7	
	SKOPCOVA Lucie, CZE..... 7	
	GIBSON-JONES Sarah, FRA.... 7	

Doubles	Triples	Home runs
1. RYNIAK Karolina, CZE..... 3	1. GALLAGHER Diane, SWE..... 2	1. MARSHALL Kylie, GBR..... 1
JUHANT Emilie, GBR..... 3	2. 10 tied at..... 1	REYLAND Victoria, SUI..... 1
3. 12 tied at..... 2		LASSAIGNE Celine, FRA..... 1
		SKOPCOVA Lucie, CZE..... 1
		GRANATH Tess, SWE..... 1
		WYRWAS Natalia, POL..... 1

Total bases	Walks	Hit by pitch
1. MARSHALL Kylie, GBR..... 16	1. GALLAGHER Diane, SWE..... 8	1. BERGSTROM Maria, SWE..... 3
LASSAIGNE Celine, FRA..... 16	2. GIBSON-JONES Sarah, FRA.... 5	2. JUHANT Emilie, GBR..... 2
3. HUNTER Raina, FRA..... 13	3. BERGSTROM Malin, SWE..... 4	MIKESKOVA Hana, CZE..... 2
GRANATH Tess, SWE..... 13	HAVELKA Sasa, GRE..... 4	4. 12 tied at..... 1
5. REYLAND Victoria, SUI..... 12	BROWN Rachel, SWE..... 4	
SKOPCOVA Lucie, CZE..... 12	SKOPCOVA Lucie, CZE..... 4	
7. STILLSON Bevin, GBR..... 10	7. 11 tied at..... 3	
RYNIAK Karolina, CZE..... 10		
9. 3 tied at..... 9		

Sac bunts	Sac flies	Stolen bases
1. ANTONAKI Evangelia, GRE.... 2	1. RYNIAK Karolina, CZE..... 1	1. GALLAGHER Diane, SWE..... 4
HEADLEY-COOPER Kar, GBR.... 2	MARECKA Paulina, POL..... 1	STABRAWA Agnieszka, CZE.... 4
KESWICK Victoria, GBR..... 2	CHRZASZCZ Monika, POL..... 1	BERGSTROM Maria, SWE..... 4
MOHLEN Priya, SWE..... 2	CAMBALOVA Monika, SVK..... 1	HEADLEY-COOPER Kar, GBR.... 4
CIZMIC POKRAJAC Pe, CRO.... 2	CHOJNACKA Pamela, POL..... 1	5. JUHANT Emilie, GBR..... 3
BRKIC Andrea, CRO..... 2	TRAYKOVA Maya, GBR..... 1	SKOPCOVA Lucie, CZE..... 3
HOGH Clara, DEN..... 2	GLOUKOFF Julia, SUI..... 1	7. 15 tied at..... 2
BERGSTROM Maria, SWE..... 2	SIMITOVIC Leandra, SUI..... 1	
9. 27 tied at..... 1	STILLSON Bevin, GBR..... 1	
	LASSAIGNE Celine, FRA..... 1	

Total plate appearances	At bats	Steal attempts
1. HUNTER Raina, FRA..... 24	1. MARSHALL Kylie, GBR..... 22	1. SKOPCOVA Lucie, CZE..... 5
2. LEMAIRE Camille, FRA..... 23	2. LEMAIRE Camille, FRA..... 21	HEADLEY-COOPER Kar, GBR.... 5
LASSAIGNE Celine, FRA..... 23	RIERA Camilla, FRA..... 21	3. GALLAGHER Diane, SWE..... 4
JUHANT Emilie, GBR..... 23	BARTOVICOVA Dagmar, SVK.... 21	BERGSTROM Maria, SWE..... 4
MARSHALL Kylie, GBR..... 23	5. HUNTER Raina, FRA..... 20	JUHANT Emilie, GBR..... 4
6. MIKESKOVA Hana, CZE..... 22	6. KOLAROVA Jana, CZE..... 19	STABRAWA Agnieszka, CZE.... 4
BERGSTROM Maria, SWE..... 22	STILLSON Bevin, GBR..... 19	7. KESWICK Victoria, GBR..... 3
RIERA Camilla, FRA..... 22	JUHANT Emilie, GBR..... 19	8. 16 tied at..... 2
GALLAGHER Diane, SWE..... 22	VITKOVA Sabina, CZE..... 19	
SKOPCOVA Lucie, CZE..... 22	10.6 tied at..... 18	



# European Cup Women B

Ostrava (Czech Republic) - August 20<sup>th</sup> / 25<sup>th</sup>, 2012



## Strikeouts

1. BORISOVA Milena, GBR.....	10
2. BERGSTROM Malin, SWE.....	6
PAGOULATOU Georgia, GRE....	6
4. PADOVA Panagiota, GRE.....	5
SULLIVAN Carmela, SUI.....	5
LIOSI Anastasia, GRE.....	5
7. 14 tied at.....	4

## Caught stealing

1. RYNIAK Karolina, CZE.....	2
SKOPCOVA Lucie, CZE.....	2
3. 12 tied at.....	1

## Grounded into DP

1. GIBSON-JONES Sarah, FRA....	1
ZOUINE Sophia, FRA.....	1
KOLAROVA Jana, CZE.....	1

## Avg vs left

-----

## Avg vs right

1. LASSAIGNE Celine, FRA.....	.611
2. REYLAND Victoria, SUI.....	.500
GRANATH Tess, SWE.....	.500
4. GIBSON-JONES Sarah, FRA....	.467
5. HUNTER Raina, FRA.....	.450
6. STILLSON Bevin, GBR.....	.421
7. PAVLOVA Nadezheda, GBR....	.417
ROLLI Jessica, SUI.....	.417
9. SKOPCOVA Lucie, CZE.....	.412
10. MARSHALL Kylie, GBR.....	.409

## Pct reach as leadoff

1. LASSAIGNE Celine, FRA.....	1.000
MILLWOOD Dawon, DEN.....	1.000
ZURSCHMITTEN Simon, GBR....	1.000
KILLER Barbara, CRO.....	1.000
ROLLI Jessica, SUI.....	1.000
6. MIKESKOVA Hana, CZE.....	.750
HEADLEY-COOPER Kar, GBR....	.750
BERGSTROM Maria, SWE.....	.750
9. KESWICK Victoria, GBR.....	.667
MOHLEN Priya, SWE.....	.667

## Avg w/2 outs

1. GIBSON-JONES Sarah, FRA....	1.000
MELISSANT Laura, DEN.....	1.000
HAVELKA Sasa, GRE.....	1.000
4. REYLAND Victoria, SUI.....	.800
5. HOGH Clara, DEN.....	.750
MOHLEN Priya, SWE.....	.750
7. VITKOVA Sabina, CZE.....	.600
GALLAGHER Diane, SWE.....	.600
9. LASSAIGNE Celine, FRA.....	.571
10. MARSHALL Kylie, GBR.....	.556

## Avg w/bases empty

1. LASSAIGNE Celine, FRA.....	1.000
2. ROLLI Jessica, SUI.....	.833
3. ROBINSSON Sofia, SWE.....	.750
4. MIKESKOVA Hana, CZE.....	.556
5. STILLSON Bevin, GBR.....	.500
HEADLEY-COOPER Kar, GBR....	.500
BERGSTROM Maria, SWE.....	.500
MOHLEN Priya, SWE.....	.500
CIZMIC POKRAJAC Pe, CRO....	.500
VAN DER HULST Joke, GBR....	.500

## Avg w/runners

1. REYLAND Victoria, SUI.....	.667
2. HUNTER Raina, FRA.....	.625
GIBSON-JONES Sarah, FRA....	.625
4. PAVLOVA Nadezheda, GBR....	.600
5. GRANATH Tess, SWE.....	.571
6. SKOPCOVA Lucie, CZE.....	.500
PODGORSKA Magdalen, POL....	.500
8. CAUCHI Cindy, FRA.....	.455
9. VITKOVA Sabina, CZE.....	.444
PETRIKOVA Linda, SVK.....	.444

## Avg w/bases loaded

1. PETRIKOVA Linda, SVK.....	1.000
RYNIAK Karolina, CZE.....	1.000
GRANATH Tess, SWE.....	1.000
CAMBALOVA Monika, SVK.....	1.000
MELISSANT Laura, DEN.....	1.000
KRAGH Merethe, DEN.....	1.000
LINDVALL Angelica, SWE.....	1.000
GAERTNER Charline, FRA.....	1.000
9. RIERA Camilla, FRA.....	.667
PYTELOVA Katarina, SVK....	.667

## Avg w/RBI ops

1. PODGORSKA Magdalen, POL....	1.000
2. REYLAND Victoria, SUI.....	.857
3. SKOPCOVA Lucie, CZE.....	.667
GRANATH Tess, SWE.....	.667
HAVELKA Sasa, GRE.....	.667
6. GIBSON-JONES Sarah, FRA....	.625
7. PAVLOVA Nadezheda, GBR....	.600
8. PETRIKOVA Linda, SVK.....	.571
9. VITKOVA Sabina, CZE.....	.500
CAUCHI Cindy, FRA.....	.500

## Pct adv runners

1. ANTONAKI Evangelia, GRE....	1.000
2. CASPARIS Corina, SUI.....	.833
3. GIBSON-JONES Sarah, FRA....	.818
4. PETRIKOVA Linda, SVK.....	.800
HAVELKA Sasa, GRE.....	.800
6. REYLAND Victoria, SUI.....	.778
7. ZURSCHMITTEN Simon, GBR....	.750
PAVLOVA Nadezheda, GBR....	.750
9. GALLAGHER Diane, SWE.....	.714
10. HUNTER Raina, FRA.....	.700

## Pinch hitting avg

1. HERMANSSON Sanna, SWE.....	.000
HORVATHOVA Lenka, SVK.....	.000
ZOUINE Sophia, FRA.....	.000
GORKA Alicia, POL.....	.000
JOHN Maiken, DEN.....	.000
BIHARYOVA Sarah, SVK.....	.000
GERSTER Sarah, SUI.....	.000
PYTELOVA Katarina, SVK....	.000
DAVIDOVA Karolina, CZE....	.000
MURINOVA Petra, SVK.....	.000

## Pinch hit at bats

1. HERMANSSON Sanna, SWE.....	2
2. 15 tied at.....	1

## Pinch hits

-----

## 2-out RBIs

1. RIERA Camilla, FRA.....	6
2. RYNIAK Karolina, CZE.....	5
3. REYLAND Victoria, SUI.....	4
GIBSON-JONES Sarah, FRA....	4
5. MARSHALL Kylie, GBR.....	3
WYRWAS Natalia, POL.....	3
BROWN Rachel, SWE.....	3
GRANATH Tess, SWE.....	3
9. 7 tied at.....	2

## Runners advanced

1. MOHLEN Priya, SWE.....	4
HOGH Clara, DEN.....	4
BONAUDO Marion, FRA.....	4
JONSSON Maria, SWE.....	4
5. 9 tied at.....	3

## Runners left on base

1. KOUSOULOU Anna, GRE.....	8
LEMAIRE Camille, FRA.....	8
WINKLER Sarah, SUI.....	8
BERGSTROM Maria, SWE.....	8
5. TRAYKOVA Maya, GBR.....	7
RYNIAK Karolina, CZE.....	7
CAUCHI Cindy, FRA.....	7
8. 6 tied at.....	6

## Fly outs

1. MIKESKOVA Hana, CZE.....	9
2. JUHANT Emilie, GBR.....	8
JONSSON Maria, SWE.....	8
4. RYNIAK Karolina, CZE.....	7
GLOUKOFF Julia, SUI.....	7
LORENTZEN Betina, DEN.....	7
MILLWOOD Dawon, DEN.....	7
VITKOVA Sabina, CZE.....	7
PODGORSKA Magdalen, POL....	7
NOVAK Jacquelyn, SUI.....	7

## Ground outs

1. BONAUDO Marion, FRA.....	9
2. ASBAEK Jana, DEN.....	8
3. KESWICK Victoria, GBR....	7
BARTOVICOVA Dagmar, SVK....	7
RIERA Camilla, FRA.....	7
6. 8 tied at.....	6

## Fly outs/Ground outs

1. REYLAND Victoria, SUI.....	99.00
GILHOJ Henriette, DEN.....	99.00
PODGORSKA Magdalen, POL....	99.00
4. RYNIAK Karolina, CZE.....	7.00
MILLWOOD Dawon, DEN.....	7.00
6. GRANATH Tess, SWE.....	6.00
7. CAMBALOVA Monika, SVK....	5.00
WYRWAS Natalia, POL.....	5.00
9. MIKESKOVA Hana, CZE.....	4.50
10. HUNTER Raina, FRA.....	3.00





# European Cup Women B

Ostrava (Czech Republic) - August 20<sup>th</sup> / 25<sup>th</sup>, 2012



## Ground outs/Fly outs

1. BORISOVA Milena, GBR.....	99.00
2. BEHULOVA Karolina, SVK.....	5.00
HOGH Clara, DEN.....	5.00
ZURSCHMITTEN Simon, GBR....	5.00
BERGSTROM Malin, SWE.....	5.00
6. BONAUDO Marion, FRA.....	4.50
7. HAVELKA Sasa, GRE.....	4.00
8. MURINOVA Petra, SVK.....	3.00
ROLLI Jessica, SUI.....	3.00
10.KASAJIKOVA Katerin, CZE....	2.50

## Hits per game

1. LASSAIGNE Celine, FRA.....	1.83
2. MARSHALL Kylie, GBR.....	1.50
HUNTER Raina, FRA.....	1.50
REYLAND Victoria, SUI.....	1.50
5. STILLSON Bevin, GBR.....	1.33
GRANATH Tess, SWE.....	1.33
7. VITKOVA Sabina, CZE.....	1.17
RYNIAK Karolina, CZE.....	1.17
SKOPCOVA Lucie, CZE.....	1.17
GIBSON-JONES Sarah, FRA....	1.17

## Triples per game

1. GALLAGHER Diane, SWE.....	0.33
2. MILLWOOD Dawon, DEN.....	0.20
KILLER Barbara, CRO.....	0.20
PODGORSKA Magdalen, POL....	0.20
5. MARSHALL Kylie, GBR.....	0.17
RIERA Camilla, FRA.....	0.17
HUNTER Raina, FRA.....	0.17
GLOUKOFF Julia, SUI.....	0.17
HEADLEY-COOPER Kar, GBR....	0.17
ZURSCHMITTEN Simon, GBR....	0.17

## Stolen bases per game

1. HEADLEY-COOPER Kar, GBR....	0.67
BERGSTROM Maria, SWE.....	0.67
GALLAGHER Diane, SWE.....	0.67
4. JUHANT Emilie, GBR.....	0.50
SKOPCOVA Lucie, CZE.....	0.50
PRSKALO Katarina, CRO.....	0.50
7. CASPARIS Corina, SUI.....	0.40
ROBINSSON Sofia, SWE.....	0.40
CHRZASZCZ Monika, POL.....	0.40
CHATZIGEOROPOULOU, GRE....	0.40

## At bats per game

1. MARSHALL Kylie, GBR.....	3.67
2. BARTOVICOVA Dagmar, SVK....	3.50
LEMAIRE Camille, FRA.....	3.50
RIERA Camilla, FRA.....	3.50
5. HUNTER Raina, FRA.....	3.33
6. CANTOR Michelle, DEN.....	3.25
7. KASAJIKOVA Katerin, CZE....	3.20
CASPARIS Corina, SUI.....	3.20
9. KOLAROVA Jana, CZE.....	3.17
JUHANT Emilie, GBR.....	3.17

## Runs scored per game

1. HUNTER Raina, FRA.....	1.50
2. CASPARIS Corina, SUI.....	1.40
3. LASSAIGNE Celine, FRA.....	1.33
BERGSTROM Maria, SWE.....	1.33
5. MOHLEN Priya, SWE.....	1.17
6. SKOPCOVA Lucie, CZE.....	1.00
CAMBALOVA Monika, SVK.....	1.00
GILHOJ Henriette, DEN.....	1.00
KILLER Barbara, CRO.....	1.00
10.MARSHALL Kylie, GBR.....	0.83

## Homers per game

1. WYRWAS Natalia, POL.....	0.20
2. MARSHALL Kylie, GBR.....	0.17
LASSAIGNE Celine, FRA.....	0.17
REYLAND Victoria, SUI.....	0.17
SKOPCOVA Lucie, CZE.....	0.17
GRANATH Tess, SWE.....	0.17
7. RIERA Camilla, FRA.....	0.00
BARTOVICOVA Dagmar, SVK....	0.00
LEMAIRE Camille, FRA.....	0.00
HUNTER Raina, FRA.....	0.00

## Walks per game

1. GALLAGHER Diane, SWE.....	1.33
2. GIBSON-JONES Sarah, FRA....	0.83
3. HAVELKA Sasa, GRE.....	0.80
4. SKOPCOVA Lucie, CZE.....	0.67
BROWN Rachel, SWE.....	0.67
BERGSTROM Malin, SWE.....	0.67
7. GILHOJ Henriette, DEN.....	0.60
ROBINSSON Sofia, SWE.....	0.60
9. HUNTER Raina, FRA.....	0.50
LASSAIGNE Celine, FRA.....	0.50

## Plate appearances/game

1. HUNTER Raina, FRA.....	4.00
2. MARSHALL Kylie, GBR.....	3.83
LEMAIRE Camille, FRA.....	3.83
JUHANT Emilie, GBR.....	3.83
LASSAIGNE Celine, FRA.....	3.83
6. CASPARIS Corina, SUI.....	3.80
7. RIERA Camilla, FRA.....	3.67
MIKESKOVA Hana, CZE.....	3.67
SKOPCOVA Lucie, CZE.....	3.67
BERGSTROM Maria, SWE.....	3.67

## Doubles per game

1. JUHANT Emilie, GBR.....	0.50
RYNIAK Karolina, CZE.....	0.50
3. CASPARIS Corina, SUI.....	0.40
BONAUDO Marion, FRA.....	0.40
ROLLI Jessica, SUI.....	0.40
6. MARSHALL Kylie, GBR.....	0.33
HUNTER Raina, FRA.....	0.33
STILLSON Bevin, GBR.....	0.33
LASSAIGNE Celine, FRA.....	0.33
SKOPCOVA Lucie, CZE.....	0.33

## RBIs per game

1. GRANATH Tess, SWE.....	1.50
2. REYLAND Victoria, SUI.....	1.33
3. LASSAIGNE Celine, FRA.....	1.17
RYNIAK Karolina, CZE.....	1.17
5. RIERA Camilla, FRA.....	1.00
BROWN Rachel, SWE.....	1.00
7. WYRWAS Natalia, POL.....	0.80
8. MARSHALL Kylie, GBR.....	0.67
GLOUKOFF Julia, SUI.....	0.67
NOVAK Jacquelyn, SUI.....	0.67

## Strikeouts per game

1. MIKESKOVA Hana, CZE.....	0.00
NOVAK Jacquelyn, SUI.....	0.00
GRANATH Tess, SWE.....	0.00
GALLAGHER Diane, SWE.....	0.00
BROWN Rachel, SWE.....	0.00
KARLSEN Elisa, DEN.....	0.00
KRACH Merethe, DEN.....	0.00
8. VITKOVA Sabina, CZE.....	0.17
GLOUKOFF Julia, SUI.....	0.17
LASSAIGNE Celine, FRA.....	0.17



# European Cup Women B

Ostrava (Czech Republic) - August 20<sup>th</sup> / 25<sup>th</sup>, 2012



## European Cup Women B 2012 Pitching Leaders (as of Aug 23, 2012) (All games)

Hitting minimums - 1 Games 2.5 TPA/Game  
Pitching minimums - 1 Games 2.1 IP/Game

<b>Earned run avg</b> -----	<b>Opposing bat avg</b> -----	<b>Innings pitched</b> -----
1. BROWN Rachel, SWE..... 0.23	1. BROWN Rachel, SWE..... .149	1. BROWN Rachel, SWE..... 31.0
2. MILLWOOD Dawon, DEN..... 0.56	2. PYTELOVA Katarina, SVK..... .153	2. VAN DER HULST Joke, GBR.... 30.2
3. LASSAIGNE Celine, FRA..... 1.21	3. LASSAIGNE Celine, FRA..... .167	3. REYLAND Victoria, SUI..... 28.0
4. REYLAND Victoria, SUI..... 1.25	4. MIKESKOVA Hana, CZE..... .176	4. KOUSOULOU Anna, GRE..... 25.2
5. PYTELOVA Katarina, SVK..... 1.37	5. REYLAND Victoria, SUI..... .183	5. MILLWOOD Dawon, DEN..... 25.0
6. GAERTNER Charline, FRA..... 1.66	6. MILLWOOD Dawon, DEN..... .194	6. ZUPANIC Tihana, CRO..... 17.1
7. MIKESKOVA Hana, CZE..... 2.00	7. GAERTNER Charline, FRA..... .196	LASSAIGNE Celine, FRA..... 17.1
8. ZUPANIC Tihana, CRO..... 2.02	8. ZUPANIC Tihana, CRO..... .203	8. GRZESZCZAK Aleksand, CZE.... 15.2
9. VAN DER HULST Joke, GBR.... 2.05	9. VAN DER HULST Joke, GBR.... .265	9. PYTELOVA Katarina, SVK..... 15.1
10. KOUSOULOU Anna, GRE..... 3.55	10. WYRWAS Natalia, POL..... .296	WYRWAS Natalia, POL..... 15.1
<b>Batters struck out</b> -----	<b>Batters SO out looking</b> -----	<b>Wins</b> -----
1. BROWN Rachel, SWE..... 58	1. MILLWOOD Dawon, DEN..... 8	1. BROWN Rachel, SWE..... 5
2. MILLWOOD Dawon, DEN..... 32	VAN DER HULST Joke, GBR.... 8	2. REYLAND Victoria, SUI..... 4
3. REYLAND Victoria, SUI..... 29	REYLAND Victoria, SUI..... 8	VAN DER HULST Joke, GBR.... 4
4. VAN DER HULST Joke, GBR.... 24	4. KOUSOULOU Anna, GRE..... 7	4. GRZESZCZAK Aleksand, CZE.... 3
5. ZUPANIC Tihana, CRO..... 23	5. ZUPANIC Tihana, CRO..... 6	LASSAIGNE Celine, FRA..... 3
6. KOUSOULOU Anna, GRE..... 14	6. LASSAIGNE Celine, FRA..... 5	6. PYTELOVA Katarina, SVK..... 2
7. LASSAIGNE Celine, FRA..... 11	7. GRZESZCZAK Aleksand, CZE.... 4	MILLWOOD Dawon, DEN..... 2
8. WYRWAS Natalia, POL..... 10	8. BROWN Rachel, SWE..... 3	8. 4 tied at..... 1
9. GAERTNER Charline, FRA.... 8	MIKESKOVA Hana, CZE..... 3	
GRZESZCZAK Aleksand, CZE.... 8	10.6 tied at..... 2	
<b>Saves</b> -----	<b>Appearances</b> -----	<b>Games started</b> -----
1. BELUNKOVA Aneta, CZE..... 1	1. BROWN Rachel, SWE..... 6	1. BROWN Rachel, SWE..... 6
MOHLEN Priya, SWE..... 1	VAN DER HULST Joke, GBR.... 6	2. KOUSOULOU Anna, GRE..... 5
	3. KOUSOULOU Anna, GRE..... 5	REYLAND Victoria, SUI..... 5
	ZUPANIC Tihana, CRO..... 5	VAN DER HULST Joke, GBR.... 5
	GRZESZCZAK Aleksand, CZE.... 5	5. MILLWOOD Dawon, DEN..... 4
	REYLAND Victoria, SUI..... 5	6. ZUPANIC Tihana, CRO..... 3
	7. 5 tied at..... 4	LASSAIGNE Celine, FRA..... 3
		WYRWAS Natalia, POL..... 3
		ZAPALACOVA Dominik, SVK.... 3
		10.6 tied at..... 2
<b>Games finished</b> -----	<b>Games in relief</b> -----	<b>Sac bunts allowed</b> -----
1. GRZESZCZAK Aleksand, CZE.... 3	1. BEHULOVA Karolina, SVK.... 3	1. VAN DER HULST Joke, GBR.... 6
2. MOHLEN Priya, SWE..... 2	GRZESZCZAK Aleksand, CZE.... 3	2. REYLAND Victoria, SUI..... 4
PYTELOVA Katarina, SVK.... 2	3. MOHLEN Priya, SWE..... 2	GRZESZCZAK Aleksand, CZE.... 4
MARSHALL Kylie, GBR..... 2	PYTELOVA Katarina, SVK.... 2	SNIIEC Daria, POL..... 4
ZUPANIC Tihana, CRO..... 2	MARSHALL Kylie, GBR..... 2	MIKESKOVA Hana, CZE..... 4
SNIIEC Daria, POL..... 2	SNIIEC Daria, POL..... 2	BROWN Rachel, SWE..... 4
7. 8 tied at..... 1	ZUPANIC Tihana, CRO..... 2	7. HARAMINA Michaela, CRO.... 3
	8. 9 tied at..... 1	8. 4 tied at..... 2
<b>Sac flies allowed</b> -----	<b>Losses</b> -----	<b>Runners picked off</b> -----
1. BEHULOVA Karolina, SVK.... 3	1. KOUSOULOU Anna, GRE..... 4	
2. GRZESZCZAK Aleksand, CZE.... 1	2. WYRWAS Natalia, POL..... 3	
PYTELOVA Katarina, SVK.... 1	3. ZAPALACOVA Dominik, SVK.... 2	
REYLAND Victoria, SUI..... 1	HARAMINA Michaela, CRO.... 2	
KOUSOULOU Anna, GRE..... 1	VAN DER HULST Joke, GBR.... 2	
ZAPALACOVA Dominik, SVK.... 1	6. 14 tied at..... 1	
LORENTZEN Betina, DEN..... 1		
WYRWAS Natalia, POL..... 1		
<b>Wild pitches</b> -----	<b>Balks</b> -----	<b>Hit batters</b> -----
1. ZUPANIC Tihana, CRO..... 5		1. ZUPANIC Tihana, CRO..... 4
2. LASSAIGNE Celine, FRA..... 4		2. SNIIEC Daria, POL..... 2
KOUSOULOU Anna, GRE..... 4		MARSHALL Kylie, GBR..... 2
4. WYRWAS Natalia, POL..... 3		GRZESZCZAK Aleksand, CZE.... 2
ZAPALACOVA Dominik, SVK.... 3		ZAPALACOVA Dominik, SVK.... 2
SNIIEC Daria, POL..... 3		6. 7 tied at..... 1
7. 5 tied at..... 2		
<b>Intentional BB allowed</b> -----	<b>Hits allowed</b> -----	<b>Runs allowed</b> -----
1. BEHULOVA Karolina, SVK.... 2	1. MIKESKOVA Hana, CZE..... 9	1. PYTELOVA Katarina, SVK.... 5
ZUPANIC Tihana, CRO..... 2	PYTELOVA Katarina, SVK.... 9	GAERTNER Charline, FRA.... 5
ZAPALACOVA Dominik, SVK.... 2	3. LASSAIGNE Celine, FRA..... 10	3. MIKESKOVA Hana, CZE..... 6
	GAERTNER Charline, FRA.... 10	LASSAIGNE Celine, FRA.... 6
	5. ZUPANIC Tihana, CRO..... 13	5. REYLAND Victoria, SUI..... 7
	6. BROWN Rachel, SWE..... 17	6. MILLWOOD Dawon, DEN..... 9
	7. MILLWOOD Dawon, DEN..... 19	7. BROWN Rachel, SWE..... 12
	REYLAND Victoria, SUI..... 19	8. GRZESZCZAK Aleksand, CZE.... 13
	9. GRZESZCZAK Aleksand, CZE.... 20	9. ZUPANIC Tihana, CRO..... 14
	10. WYRWAS Natalia, POL..... 24	10. VAN DER HULST Joke, GBR.... 15



# European Cup Women B

Ostrava (Czech Republic) - August 20<sup>th</sup> / 25<sup>th</sup>, 2012



### Earned runs allowed

1. BROWN Rachel, SWE.....	1
2. MILLWOOD Dawon, DEN.....	2
3. LASSAIGNE Celine, FRA.....	3
PYTELOVA Katarina, SVK.....	3
GAERTNER Charline, FRA.....	3
6. MIKESKOVA Hana, CZE.....	4
7. ZUPANIC Tihana, CRO.....	5
REYLAND Victoria, SUI.....	5
9. WYRWAS Natalia, POL.....	8
GRZESZCZAK Aleksand, CZE....	8

### Walks allowed

1. GRZESZCZAK Aleksand, CZE....	1
2. MIKESKOVA Hana, CZE.....	2
3. BROWN Rachel, SWE.....	3
4. REYLAND Victoria, SUI.....	5
PYTELOVA Katarina, SVK.....	5
6. VAN DER HULST Joke, GBR.....	6
WYRWAS Natalia, POL.....	6
GAERTNER Charline, FRA.....	6
9. MILLWOOD Dawon, DEN.....	7
10.LASSAIGNE Celine, FRA.....	8

### Doubles allowed

1. PYTELOVA Katarina, SVK.....	0
REYLAND Victoria, SUI.....	0
3. MIKESKOVA Hana, CZE.....	1
GAERTNER Charline, FRA.....	1
5. LASSAIGNE Celine, FRA.....	2
GRZESZCZAK Aleksand, CZE....	2
ZUPANIC Tihana, CRO.....	2
VAN DER HULST Joke, GBR....	2
BROWN Rachel, SWE.....	2
10.MILLWOOD Dawon, DEN.....	3

### Triples allowed

1. WYRWAS Natalia, POL.....	0
PYTELOVA Katarina, SVK.....	0
REYLAND Victoria, SUI.....	0
MILLWOOD Dawon, DEN.....	0
GAERTNER Charline, FRA.....	0
BROWN Rachel, SWE.....	0
LASSAIGNE Celine, FRA.....	0
8. ZUPANIC Tihana, CRO.....	1
KOUSOULOU Anna, GRE.....	1
MIKESKOVA Hana, CZE.....	1

### Home runs allowed

1. WYRWAS Natalia, POL.....	0
PYTELOVA Katarina, SVK.....	0
VAN DER HULST Joke, GBR....	0
GAERTNER Charline, FRA.....	0
BROWN Rachel, SWE.....	0
LASSAIGNE Celine, FRA.....	0
ZUPANIC Tihana, CRO.....	0
MIKESKOVA Hana, CZE.....	0
9. KOUSOULOU Anna, GRE.....	1
MILLWOOD Dawon, DEN.....	1

### B/avg vs left

1. KOUSOULOU Anna, GRE.....	.000
VAN DER HULST Joke, GBR....	.000
BROWN Rachel, SWE.....	.000
REYLAND Victoria, SUI.....	.000
MILLWOOD Dawon, DEN.....	.000
WYRWAS Natalia, POL.....	.000
ZUPANIC Tihana, CRO.....	.000
GRZESZCZAK Aleksand, CZE....	.000
LASSAIGNE Celine, FRA.....	.000
PYTELOVA Katarina, SVK.....	.000

### B/avg vs right

1. BROWN Rachel, SWE.....	.149
2. PYTELOVA Katarina, SVK.....	.153
3. LASSAIGNE Celine, FRA.....	.167
4. MIKESKOVA Hana, CZE.....	.176
5. REYLAND Victoria, SUI.....	.183
6. MILLWOOD Dawon, DEN.....	.194
7. GAERTNER Charline, FRA.....	.196
8. ZUPANIC Tihana, CRO.....	.203
9. VAN DER HULST Joke, GBR....	.265
10.WYRWAS Natalia, POL.....	.296

### B/avg vs leadoff

1. MILLWOOD Dawon, DEN.....	.130
2. BROWN Rachel, SWE.....	.156
3. GAERTNER Charline, FRA.....	.231
4. REYLAND Victoria, SUI.....	.250
5. KOUSOULOU Anna, GRE.....	.385
6. ZUPANIC Tihana, CRO.....	.412
LASSAIGNE Celine, FRA.....	.412
8. MIKESKOVA Hana, CZE.....	.429
9. VAN DER HULST Joke, GBR....	.433
10.GRZESZCZAK Aleksand, CZE....	.462

### B/avg w/2 outs

1. BROWN Rachel, SWE.....	.114
2. MIKESKOVA Hana, CZE.....	.118
3. ZUPANIC Tihana, CRO.....	.143
4. REYLAND Victoria, SUI.....	.189
5. MILLWOOD Dawon, DEN.....	.194
6. GRZESZCZAK Aleksand, CZE....	.211
7. LASSAIGNE Celine, FRA.....	.227
PYTELOVA Katarina, SVK.....	.227
9. WYRWAS Natalia, POL.....	.240
10.GAERTNER Charline, FRA.....	.250

### B/avg w/runners

1. REYLAND Victoria, SUI.....	.132
2. LASSAIGNE Celine, FRA.....	.143
3. PYTELOVA Katarina, SVK.....	.161
4. BROWN Rachel, SWE.....	.162
5. MIKESKOVA Hana, CZE.....	.192
6. MILLWOOD Dawon, DEN.....	.200
7. ZUPANIC Tihana, CRO.....	.257
8. WYRWAS Natalia, POL.....	.259
9. GAERTNER Charline, FRA.....	.273
10.KOUSOULOU Anna, GRE.....	.290

### Fly ball outs

1. REYLAND Victoria, SUI.....	38
2. KOUSOULOU Anna, GRE.....	33
3. VAN DER HULST Joke, GBR....	24
4. GRZESZCZAK Aleksand, CZE....	21
MIKESKOVA Hana, CZE.....	21
6. PYTELOVA Katarina, SVK.....	19
7. LASSAIGNE Celine, FRA.....	18
8. WYRWAS Natalia, POL.....	17
BEHULOVA Karolina, SVK....	17
10.2 tied at.....	16

### Ground ball outs

1. VAN DER HULST Joke, GBR....	39
2. KOUSOULOU Anna, GRE.....	28
3. MILLWOOD Dawon, DEN.....	23
4. PYTELOVA Katarina, SVK.....	21
5. LASSAIGNE Celine, FRA.....	19
6. WYRWAS Natalia, POL.....	18
7. BROWN Rachel, SWE.....	17
GRZESZCZAK Aleksand, CZE....	17
9. MIKESKOVA Hana, CZE.....	16
GAERTNER Charline, FRA.....	16

### Fly/Ground outs

1. REYLAND Victoria, SUI.....	2.53
2. MIKESKOVA Hana, CZE.....	1.31
3. GRZESZCZAK Aleksand, CZE....	1.24
4. KOUSOULOU Anna, GRE.....	1.18
5. LASSAIGNE Celine, FRA.....	0.95
6. WYRWAS Natalia, POL.....	0.94
7. BROWN Rachel, SWE.....	0.94
8. ZUPANIC Tihana, CRO.....	0.92
9. PYTELOVA Katarina, SVK.....	0.90
10.GAERTNER Charline, FRA.....	0.88

### Ground/Fly outs

1. VAN DER HULST Joke, GBR....	1.63
2. MILLWOOD Dawon, DEN.....	1.44
3. GAERTNER Charline, FRA.....	1.14
4. PYTELOVA Katarina, SVK.....	1.11
5. ZUPANIC Tihana, CRO.....	1.08
6. BROWN Rachel, SWE.....	1.06
7. WYRWAS Natalia, POL.....	1.06
8. LASSAIGNE Celine, FRA.....	1.06
9. KOUSOULOU Anna, GRE.....	0.85
10.GRZESZCZAK Aleksand, CZE....	0.81

### Fly outs/game

1. MIKESKOVA Hana, CZE.....	10.50
2. REYLAND Victoria, SUI.....	9.50
3. GRZESZCZAK Aleksand, CZE....	9.38
4. KOUSOULOU Anna, GRE.....	9.00
5. PYTELOVA Katarina, SVK.....	8.67
6. WYRWAS Natalia, POL.....	7.76
7. GAERTNER Charline, FRA.....	7.74
8. LASSAIGNE Celine, FRA.....	7.27
9. VAN DER HULST Joke, GBR....	5.48
10.ZUPANIC Tihana, CRO.....	4.85

### Ground outs/game

1. PYTELOVA Katarina, SVK.....	9.59
2. VAN DER HULST Joke, GBR....	8.90
3. GAERTNER Charline, FRA.....	8.84
4. WYRWAS Natalia, POL.....	8.22
5. MIKESKOVA Hana, CZE.....	8.00
6. LASSAIGNE Celine, FRA.....	7.67
7. KOUSOULOU Anna, GRE.....	7.64
8. GRZESZCZAK Aleksand, CZE....	7.60
9. MILLWOOD Dawon, DEN.....	6.44
10.ZUPANIC Tihana, CRO.....	5.25

### Innings per game

1. MIKESKOVA Hana, CZE.....	7.00
2. GAERTNER Charline, FRA.....	6.33
3. MILLWOOD Dawon, DEN.....	6.25
4. REYLAND Victoria, SUI.....	5.60
5. BROWN Rachel, SWE.....	5.17
6. KOUSOULOU Anna, GRE.....	5.13
7. VAN DER HULST Joke, GBR....	5.11
8. LASSAIGNE Celine, FRA.....	4.33
9. PYTELOVA Katarina, SVK.....	3.83
WYRWAS Natalia, POL.....	3.83

### Strikeouts/game

1. BROWN Rachel, SWE.....	13.10
2. ZUPANIC Tihana, CRO.....	9.29
3. MILLWOOD Dawon, DEN.....	8.96
4. REYLAND Victoria, SUI.....	7.25
5. VAN DER HULST Joke, GBR....	5.48
6. WYRWAS Natalia, POL.....	4.57
7. LASSAIGNE Celine, FRA.....	4.44
8. GAERTNER Charline, FRA.....	4.42
9. KOUSOULOU Anna, GRE.....	3.82
10.GRZESZCZAK Aleksand, CZE....	3.57

### Walks allowed/game

1. GRZESZCZAK Aleksand, CZE....	0.45
2. BROWN Rachel, SWE.....	0.68
3. MIKESKOVA Hana, CZE.....	1.00
4. REYLAND Victoria, SUI.....	1.25
5. VAN DER HULST Joke, GBR....	1.37
6. MILLWOOD Dawon, DEN.....	1.96
7. PYTELOVA Katarina, SVK.....	2.28
8. WYRWAS Natalia, POL.....	2.74
9. LASSAIGNE Celine, FRA.....	3.23
10.GAERTNER Charline, FRA.....	3.32



# European Cup Women B

Ostrava (Czech Republic) - August 20<sup>th</sup> / 25<sup>th</sup>, 2012



## Doubles allowed/game

1. REYLAND Victoria, SUI.....	0.00
PYTELOVA Katarina, SVK.....	0.00
3. BROWN Rachel, SWE.....	0.45
4. VAN DER HULST Joke, GBR....	0.46
5. MIKESKOVA Hana, CZE.....	0.50
6. GAERTNER Charline, FRA.....	0.55
7. LASSAIGNE Celine, FRA.....	0.81
ZUPANIC Tihana, CRO.....	0.81
9. MILLWOOD Dawon, DEN.....	0.84
10.GRZESZCZAK Aleksand, CZE....	0.89

## Batters faced/game

1. WYRWAS Natalia, POL.....	41.09
2. KOUSOULOU Anna, GRE.....	37.64
3. ZUPANIC Tihana, CRO.....	33.52
4. GRZESZCZAK Aleksand, CZE....	33.06
5. GAERTNER Charline, FRA.....	31.50
6. MILLWOOD Dawon, DEN.....	30.24
7. PYTELOVA Katarina, SVK.....	29.67
8. VAN DER HULST Joke, GBR....	29.45
9. MIKESKOVA Hana, CZE.....	29.00
10.LASSAIGNE Celine, FRA.....	28.67

## Earned runs/game

1. BROWN Rachel, SWE.....	0.23
2. MILLWOOD Dawon, DEN.....	0.56
3. LASSAIGNE Celine, FRA.....	1.21
4. REYLAND Victoria, SUI.....	1.25
5. PYTELOVA Katarina, SVK.....	1.37
6. GAERTNER Charline, FRA.....	1.66
7. MIKESKOVA Hana, CZE.....	2.00
8. ZUPANIC Tihana, CRO.....	2.02
9. VAN DER HULST Joke, GBR....	2.05
10.KOUSOULOU Anna, GRE.....	3.55

## Triples allowed/game

1. BROWN Rachel, SWE.....	0.00
REYLAND Victoria, SUI.....	0.00
MILLWOOD Dawon, DEN.....	0.00
LASSAIGNE Celine, FRA.....	0.00
PYTELOVA Katarina, SVK.....	0.00
WYRWAS Natalia, POL.....	0.00
GAERTNER Charline, FRA.....	0.00
8. KOUSOULOU Anna, GRE.....	0.27
9. ZUPANIC Tihana, CRO.....	0.40
10.VAN DER HULST Joke, GBR....	0.46

## Hits allowed/game

1. BROWN Rachel, SWE.....	3.84
2. LASSAIGNE Celine, FRA.....	4.04
3. PYTELOVA Katarina, SVK.....	4.11
4. MIKESKOVA Hana, CZE.....	4.50
5. REYLAND Victoria, SUI.....	4.75
6. ZUPANIC Tihana, CRO.....	5.25
7. MILLWOOD Dawon, DEN.....	5.32
8. GAERTNER Charline, FRA.....	5.53
9. VAN DER HULST Joke, GBR....	7.08
10.GRZESZCZAK Aleksand, CZE....	8.94

## Homers allowed/game

1. BROWN Rachel, SWE.....	0.00
VAN DER HULST Joke, GBR....	0.00
LASSAIGNE Celine, FRA.....	0.00
ZUPANIC Tihana, CRO.....	0.00
PYTELOVA Katarina, SVK.....	0.00
WYRWAS Natalia, POL.....	0.00
MIKESKOVA Hana, CZE.....	0.00
GAERTNER Charline, FRA.....	0.00
9. REYLAND Victoria, SUI.....	0.25
10.KOUSOULOU Anna, GRE.....	0.27

## Runs allowed/game

1. REYLAND Victoria, SUI.....	1.75
2. PYTELOVA Katarina, SVK.....	2.28
3. LASSAIGNE Celine, FRA.....	2.42
4. MILLWOOD Dawon, DEN.....	2.52
5. BROWN Rachel, SWE.....	2.71
6. GAERTNER Charline, FRA.....	2.76
7. MIKESKOVA Hana, CZE.....	3.00
8. VAN DER HULST Joke, GBR....	3.42
9. ZUPANIC Tihana, CRO.....	5.65
10.GRZESZCZAK Aleksand, CZE....	5.81



# European Cup Women B

Ostrava (Czech Republic) - August 20<sup>th</sup> / 25<sup>th</sup>, 2012



## European Cup Women B 2012 Fielding Leaders (as of Aug 23, 2012) (All games)

Hitting minimums - 1 Games

Pitching minimums - 1 Games 2.1 IP/Game

### Fielding pct

1. BARTOVICOVA Dagmar, SVK....	1.000
RIERA Camilla, FRA.....	1.000
BORISOVA Milena, GBR.....	1.000
SINDLEROVA Mirosla, CZE....	1.000
HUNTER Raina, FRA.....	1.000
REYLAND Victoria, SUI.....	1.000
MIKESKOVA Hana, CZE.....	1.000
MILLWOOD Dawon, DEN.....	1.000
KESWICK Victoria, GBR.....	1.000
RYNIAK Karolina, CZE.....	1.000

### Assists

1. JUHANT Emilie, GBR.....	13
CAMBALOVA Monika, SVK.....	13
3. VITKOVA Sabina, CZE.....	12
4. REYLAND Victoria, SUI.....	11
CAUCHI Cindy, FRA.....	11
LEMAIRE Camille, FRA.....	11
KRAWCZYK Anna, POL.....	11
VAN DER HULST Joke, GBR....	11
9. 5 tied at.....	10

### Catchers interference

-----

### Caught stealing by

1. RIERA Camilla, FRA.....	3
GRANATH Tess, SWE.....	3
BROWN Rachel, SWE.....	3
4. 8 tied at.....	2

### Chances

1. GRANATH Tess, SWE.....	52
2. GILHOJ Henriette, DEN.....	44
3. ROLLI Jessica, SUI.....	40
4. ZOUINE Sophia, FRA.....	39
JONSSON Maria, SWE.....	39
6. KILLER Barbara, CRO.....	35
7. STILLSON Bevin, GBR.....	32
8. MARECKA Paulina, POL.....	29
BIHARYOVA Sarah, SVK.....	29
MARSHALL Kylie, GBR.....	29

### Fielding double plays

1. JUHANT Emilie, GBR.....	4
2. BIHARYOVA Sarah, SVK.....	2
MILLWOOD Dawon, DEN.....	2
BAUMGARTER Fabienn, SUI....	2
WYRWAS Natalia, POL.....	2
6. 23 tied at.....	1

### Steal attempts against

1. KOLAROVA Jana, CZE.....	12
2. CHRZASZCZ Monika, POL.....	11
KOUSOULOU Anna, GRE.....	11
PETRIKOVA Linda, SVK.....	11
5. HAVELKA Sasa, GRE.....	9
BROWN Rachel, SWE.....	9
7. WYRWAS Natalia, POL.....	8
KILLER Barbara, CRO.....	8
9. 4 tied at.....	7

### Errors

1. NIEWIADOMSKA Aleks, POL....	6
PAGOULATOU Georgia, GRE....	6
3. GRANATH Tess, SWE.....	5
SIMITOVIC Leandra, SUI.....	5
MELISSANT Laura, DEN.....	5
SNIEC Daria, POL.....	5
SKOPCOVA Lucie, CZE.....	5
8. 6 tied at.....	4

### Putouts

1. GRANATH Tess, SWE.....	41
2. GILHOJ Henriette, DEN.....	40
3. JONSSON Maria, SWE.....	37
4. ZOUINE Sophia, FRA.....	36
5. ROLLI Jessica, SUI.....	35
6. KILLER Barbara, CRO.....	30
7. BIHARYOVA Sarah, SVK.....	28
8. STILLSON Bevin, GBR.....	26
9. MARECKA Paulina, POL.....	25
ROBINSON Molly, SUI.....	25

### Passed balls

1. PETRIKOVA Linda, SVK.....	13
2. CHRZASZCZ Monika, POL.....	8
3. KILLER Barbara, CRO.....	6
GILHOJ Henriette, DEN.....	6
5. KOLAROVA Jana, CZE.....	5
KERANOVIC Nadja, CRO.....	5
7. STILLSON Bevin, GBR.....	4
8. HAVELKA Sasa, GRE.....	2
GRANATH Tess, SWE.....	2
10.6 tied at.....	1

### Stolen bases against

1. KOLAROVA Jana, CZE.....	12
2. CHRZASZCZ Monika, POL.....	11
3. KOUSOULOU Anna, GRE.....	10
4. PETRIKOVA Linda, SVK.....	9
5. WYRWAS Natalia, POL.....	8
HAVELKA Sasa, GRE.....	8
7. BEHULOVA Karolina, SVK....	7
8. 4 tied at.....	6



# European Cup Women B

Ostrava (Czech Republic) - August 20<sup>th</sup> / 25<sup>th</sup>, 2012



## Abbreviations

### HITTING

2B	Doubles
3B	Triples
AB	At bats
AVG	Batting average
BB	Base on balls
GPD	Grounded into double plays
GP / GS	Games played / Games started
H	Base hits
HBP	Hit by pitch
HR	Home runs
IBB	Intentional base on balls
OB%	On base percentage
R	Runs scored
RBI	Runs batted in
SB / ATT	Stolen bases / Stolen bases attempts
SF	Sacrifice flies
SH	Sacrifice hits
SLG%	Slugging percentage
SO	Strikeouts
TB	Total bases

### PITCHING

2B	Doubles allowed
3B	Triples allowed
AB	At bats
APP / GS	Appearances / Game starts
B/Avg	Opponent batting average
BB	Base on balls allowed
BF	Batters faced
IBB	Intentional base on balls allowed
BK	Balk
CG	Complete games
ER	Earned runs allowed
ERA	Earned run average
FO	Fly outs
GO	Ground outs
H	Hits allowed
HBP	Hit by pitch
HR	Home runs allowed
IP	Innings played
R	Runs allowed
SFA	Sacrifice flies allowed
SHA	Sacrifice hits allowed
SHO/CHO	Shutouts / Combination shutouts
SO	Strikeouts
SV	Saves
W/L	Wins/Losses
WP	Wild pitches

### FIELDING

A	Assists
C	Chances
CI	Catcher's interference
CSB	Caught stealing by (pitcher and catcher)
DPs	Double plays participated in
E	Errors
FLD%	Fielding percentage
PB	Passed balls (catcher)
PO	Putouts
SBA	Stolen bases allowed (pitcher and catcher)
SBA%	Stolen bases against percentage (pitcher and catcher)

### ANALYSIS STATISTICS

vs Left	Avg against left-handed pitchers
vs Right	Avg against right-handed pitchers
rch by leadoff	Avg when leading off an inning
with 2 outs	Avg when batting with 2 outs
w/runners on	Avg when batting with runners on base
w/bases empty	Avg when batting with bases empty
RBI ops	Avg when batting with runners on 2nd or 3rd base
Gnd out	Number of ground outs (includes SACs, but not errors)
Fly out	Number of fly outs (includes SFs, but not errors)
Fly / Gnd	Fly outs to ground outs ratio
pinch hitting	Avg as pinch hitter
with runners in scoring pos	Avg when batting with runners in scoring positions
w/rnr on 3rd and LT 2 outs	Avg when batting with runner on third base and less than 2 outs
with 2 outs	Avg when batting with 2 outs
2 out rbi	Runs batted in with 2 outs
success advancing rnr	Success advancing runners
#rnr adv w/out	Number of times batter made an out and advanced at least 1 runner
rnr lob	Number of runners left on base by last batter of inning
rch err	Reach first base on error
rch fc	Reach first base on fielder's choice
kl	Strikeouts look