



European Cup Women B

Ostrava (Czech Republic) - August 20th / 25th, 2012



Daily Report 4
22nd August 2012



European Cup Women B

Ostrava (Czech Republic) - August 20th / 25th, 2012



Schedule

Game	At time	Field	Group	Home team	Visiting team	Final Score	Inn
Monday 20th August							
1	10:00	Ostrava 2	A	Trnava (SVK)	Princ (CRO)	7 - 0	5
2	12:30	Ostrava 1	B	Eagles (SUI)	Ladonas (GRE)	7 - 0	5
3	12:30	Ostrava 2	A	London Angels (GBR)	Szostka Brzeg (POL)	8 - 1	6
4	15:00	Ostrava 1	B	United (DEN)	Les Comanches (FRA)	5 - 2	
5	15:00	Ostrava 2	A	Skovde (SWE)	Trnava (SVK)	7 - 0	5
6	18:00	Ostrava 1	B	Ostrava (CZE)	Ladonas (GRE)	16 - 1	3
Tuesday 21st August							
7	10:00	Ostrava 1	A	Skovde (SWE)	London Angels (GBR)	4 - 2	
8	10:00	Ostrava 2	A	Trnava (SVK)	Szostka Brzeg (POL)	16 - 13	
9	12:30	Ostrava 1	B	Ostrava (CZE)	Eagles (SUI)	1 - 7	
10	14:30	Ostrava 2	B	Ladonas (GRE)	United (DEN)	0 - 2	
11	15:00	Ostrava 1	A	Princ (CRO)	London Angels (GBR)	3 - 7	
12	17:00	Ostrava 2	A	Szostka Brzeg (POL)	Skovde (SWE)	0 - 10	4
13	18:00	Ostrava 1	B	Les Comanches (FRA)	Ostrava (CZE)	10 - 3	5
Wednesday 22nd August							
14	10:00	Ostrava 1	B	Ladonas (GRE)	Les Comanches (FRA)	0 - 5	
15	10:00	Ostrava 2	A	Princ (CRO)	Skovde (SWE)	4 - 6	
16	12:00	Ostrava 1	B	Eagles (SUI)	United (DEN)	9 - 1	5
17	12:30	Ostrava 2	A	London Angels (GBR)	Trnava (SVK)	6 - 1	
18	15:30	Ostrava 1	A	Szostka Brzeg (POL)	Princ (CRO)	0 - 9	6
19	17:30	Ostrava 2	B	Les Comanches (FRA)	Eagles (SUI)	5 - 2	
Thursday 23rd August							
20	08:30	Ostrava 1	B	United (DEN)	Ostrava (CZE)	-	
21	09:30	Ostrava 1	C	::: X2 :::	::: W3 :::	-	
22	09:30	Ostrava 2	C	::: X3 :::	::: W2 :::	-	
23	12:00	Ostrava 1	D	::: W5 :::	::: X5 :::	-	
24	12:00	Ostrava 2	D	::: W4 :::	::: X4 :::	-	
25	14:30	Ostrava 1	C	::: X1 :::	::: W2 :::	-	
26	14:30	Ostrava 2	C	::: X2 :::	::: W1 :::	-	
27	17:00	Ostrava 2	C	::: W3 :::	::: X3 :::	-	
28	18:00	Ostrava 1	C	::: W1 :::	::: X1 :::	-	
Friday 24th August							
29	10:00	Ostrava 1	C	::: W1 :::	::: X3 :::	-	
30	10:00	Ostrava 2	C	::: X1 :::	::: W3 :::	-	
31	12:30	Ostrava 1	C	::: W2 :::	::: X2 :::	-	
32	12:30	Ostrava 2	D	::: X5 :::	::: W4 :::	-	
33	15:00	Ostrava 2	D	::: X4 :::	::: W5 :::	-	
34	16:00	Ostrava 1	P	::: Y3 :::	::: Y4 :::	-	
35	18:30	Ostrava 1	P	::: Y1 :::	::: Y2 :::	-	



European Cup Women B






Ostrava (Czech Republic) - August 20th / 25th, 2012








Saturday 25th August

36	11:00	Ostrava 1	P	::: LOSER 35 :::		-		::: WINNER 34 :::	-
37	17:00	Ostrava 1	P	::: WINNER 35 :::		-		::: WINNER 36 :::	-

Standing Pool A

Pos	Team	GP	WO	LO	AVG	GB
1	 Skovde (SWE)	4	4	0	1000	0
2	 London Angels (GBR)	4	3	1	750	1
3	 Trnava (SVK)	4	2	2	500	2
4	 Princ (CRO)	4	1	3	250	3
5	 Szostka Brzeg (POL)	4	0	4	0	4




Standing Pool B

Pos	Team	GP	WO	LO	AVG	GB
1	 Eagles (SUI)	4	3	1	750	0
2	 Les Comanches (FRA)	4	3	1	750	0
3	 United (DEN)	3	2	1	667	0.5
4	 Ostrava (CZE)	3	1	2	333	1.5
5	 Ladonas (GRE)	4	0	4	0	3

Standing Pool C (1 - 6)

Pos	Team	GP	WO	LO	AVG	GB
1	 Skovde (SWE)	2	2	0	1000	0
2	 London Angels (GBR)	2	1	1	500	1
3	 ::: X1 :::	0	0	0	0	1
4	 ::: X2 :::	0	0	0	0	1
5	 ::: X3 :::	0	0	0	0	1
6	 Trnava (SVK)	2	0	2	0	2

Standing Pool D (7 - 10)

Pos	Team	GP	WO	LO	AVG	GB
1	 Princ (CRO)	1	1	0	1000	0
2	 ::: X4 :::	0	0	0	0	0.5
3	 ::: X5 :::	0	0	0	0	0.5
4	 Szostka Brzeg (POL)	1	0	1	0	1



European Cup Women B

Ostrava (Czech Republic) - August 20th / 25th, 2012



Game Summary 14



Ladonas (GRE) – Les Comanches (FRA)



LES COMANCHES 5, A.S. LADONAS 0 (Aug 22, 2012 at Ostrava)

```

-----
LES COMANCHES..... 010 201 1 - 5 12 0      (2-1)
A.S. LADONAS..... 000 000 0 - 0 2 1      (0-4)
-----

```

European Cup Women B 2012
LES COMANCHES 5 (2-1), A.S. LADONAS 0 (0-4) - Composite Box Score
Aug 22, 2012 at Ostrava (Ostrava 1)

LES COMANCHES 5 (2-1)

Player	AB	R	H	BI	2B	3B	HR	BB	SB	CS	HP	SH	SF	SO	IBB	KL	GDP	PO	A	E
HUNTER cf	4	1	3	1	0	1	0	0	0	0	0	0	0	0	0	0	0	1	0	0
LEMAIRE 3b	4	0	0	1	0	0	0	0	0	0	0	0	0	0	0	0	0	1	4	0
LASSAIGNE c/2b	4	0	1	0	0	0	0	0	0	0	0	0	0	0	0	0	0	4	1	0
RIERA dp	4	0	1	0	0	0	0	0	0	0	0	0	0	0	0	0	0	0	0	0
GIBSON-JONES 2b/c	3	1	1	0	0	0	0	1	0	0	0	0	0	0	0	0	0	3	1	0
CAUCHI ss	4	0	2	0	1	0	0	0	0	0	0	0	0	0	0	0	0	2	1	0
BONAUDO lf	4	1	1	1	1	0	0	0	0	0	0	0	0	0	0	0	0	0	0	0
ZOUINESO 1b	3	1	1	0	0	0	0	0	0	0	0	1	0	1	0	0	0	10	0	0
BEST rf	3	1	2	1	0	0	0	0	0	0	0	0	0	0	0	0	0	0	0	0
GAERTNER p	0	0	0	0	0	0	0	0	0	0	0	0	0	0	0	0	0	0	2	0
Totals.....	33	5	12	4	2	1	0	1	0	0	0	1	0	1	0	0	0	21	9	0

A.S. LADONAS 0 (0-4)

Player	AB	R	H	BI	2B	3B	HR	BB	SB	CS	HP	SH	SF	SO	IBB	KL	GDP	PO	A	E
HUMERCA cf	3	0	1	0	0	0	0	0	0	0	0	0	0	1	0	0	0	5	0	0
CHATZIGEOROP c	3	0	0	0	0	0	0	0	0	0	0	0	0	0	0	0	0	1	0	0
KOUSOULOU p	3	0	0	0	0	0	0	0	1	0	0	0	0	0	0	0	0	1	4	0
HAVELKA 1b	3	0	1	0	0	0	0	0	0	0	0	0	0	1	0	0	0	7	1	0
KALADOUKA ss	3	0	0	0	0	0	0	0	0	0	0	0	2	0	1	0	0	1	1	0
PAGOULATOU 3b	2	0	0	0	0	0	0	0	0	0	0	0	0	1	0	0	0	1	1	0
ANTONAKI 2b	2	0	0	0	0	0	0	0	0	0	0	0	0	0	0	0	0	4	0	0
LIOSI lf	1	0	0	0	0	0	0	0	0	0	0	0	0	0	0	0	0	1	0	0
GOLICNIK lf	1	0	0	0	0	0	0	0	0	0	0	0	0	0	0	0	0	0	0	0
PADOVA rf	2	0	0	0	0	0	0	0	0	0	0	0	0	1	0	0	0	0	0	1
Totals.....	23	0	2	0	0	0	0	0	1	0	0	0	0	6	0	1	0	21	7	1

LES COMANCHES	IP	H	R	ER	BB	SO	WP	HB	BK	IBB	SH	SF	CI	2B	3B	HR	AB	BF	FO	GO
GAERTNER W,1-1	7.0	2	0	0	0	6	0	0	0	0	0	0	0	0	0	0	23	23	7	8
A.S. LADONAS	IP	H	R	ER	BB	SO	WP	HB	BK	IBB	SH	SF	CI	2B	3B	HR	AB	BF	FO	GO
KOUSOULOU L,0-4	7.0	12	5	4	1	1	0	0	0	0	1	0	0	2	1	0	33	35	12	8

Umpires - HP: MAGDALENIC Alen 1B: PLUTARSKI Tomasz 3B: FIOR Dario
SCORERS: SKOPCOVA Lucie; DAVIDOVA Karolina
TC: JENNINGS Mike; STADHOUDERS Carolien

Start: 10:00 Time: 1:42 Attendance: 50

Weather: Partial Cloudy
Game notes:



European Cup Women B

Ostrava (Czech Republic) - August 20th / 25th, 2012



Game Summary 15



Princ (CRO) – Skovde (SWE)



SKOVDE SAINTS BSK 6, PRINC ZAGREB 4 (Aug 22, 2012 at Ostrava)

SKOVDE SAINTS BSK...	102	101	1	-	6	5	4	(4-0)
PRINC ZAGREB.....	100	102	0	-	4	3	2	(0-3)

European Cup Women B 2012
SKOVDE SAINTS BSK 6 (4-0), PRINC ZAGREB 4 (0-3) - Composite Box Score
Aug 22, 2012 at Ostrava (Ostrava 2)

SKOVDE SAINTS BSK 6 (4-0)

Player	AB	R	H	BI	2B	3B	HR	BB	SB	CS	HP	SH	SF	SO	IBB	KL	GDP	PO	A	E
GALLAGHER lf/ss	2	1	1	1	0	1	0	2	2	0	0	0	0	0	0	0	0	0	2	1
BERGSTROMMAR cf	3	3	2	1	0	0	0	0	2	0	1	0	0	1	0	1	0	0	0	0
MOHLEN ss/p	3	0	0	0	0	0	0	0	0	0	0	1	0	0	0	0	0	0	1	1
BROWN p/lf	3	0	1	1	0	0	0	1	0	0	0	0	0	0	0	0	0	0	0	3
ROBINSSON 3b	3	0	1	0	0	0	0	1	1	0	0	0	0	0	1	0	0	0	0	2
STENSRUD rf	3	0	0	0	0	0	0	0	0	0	0	0	0	2	0	0	0	0	0	1
LINDVALL ph	0	0	0	0	0	0	0	0	0	0	0	0	0	0	0	0	0	0	0	0
JONSSON c	3	0	0	0	0	0	0	0	0	0	0	0	0	0	0	0	0	11	1	1
HERMANSSON 1b	2	0	0	0	0	0	0	0	0	0	0	0	0	2	0	1	0	0	4	1
GRANATH 1b	1	0	0	0	0	0	0	0	0	0	0	0	0	0	0	0	0	0	4	1
BERGSTROMMAL 2b	1	2	0	0	0	0	0	2	0	0	0	0	0	1	0	0	0	1	0	0
Totals.....	24	6	5	3	0	1	0	6	5	0	1	1	0	6	1	2	0	21	11	4

PRINC ZAGREB 4 (0-3)

Player	AB	R	H	BI	2B	3B	HR	BB	SB	CS	HP	SH	SF	SO	IBB	KL	GDP	PO	A	E
PRSKALO ss	4	0	0	0	0	0	0	0	0	0	0	0	0	1	0	0	0	2	3	0
BRKIC cf	4	0	0	0	0	0	0	0	0	0	0	0	0	2	0	0	0	2	0	0
KILLER 1b/p	3	2	1	0	0	0	0	0	0	0	0	0	1	0	0	0	0	5	1	1
CIZMIC POKRA 2b	1	1	0	0	0	0	0	1	0	0	0	1	0	1	0	0	0	3	1	1
ZUPANIC lf/dp	3	1	1	0	0	0	0	0	0	0	0	0	0	1	0	0	0	0	2	0
KERANOVIC c/lf	3	0	1	2	1	0	0	0	0	0	0	0	0	1	0	0	0	6	0	0
VRANCIC 3b	2	0	0	0	0	0	0	1	0	0	0	0	0	1	0	0	0	1	0	0
HARAMINA p/1b	2	0	0	0	0	0	0	1	0	0	0	0	0	0	0	0	0	2	0	0
LAMPE dp/lf	3	0	0	0	0	0	0	0	0	0	0	0	0	3	0	1	0	0	0	0
VALIDZIC rf/dp	0	0	0	0	0	0	0	0	0	0	0	0	0	0	0	0	0	0	0	0
Totals.....	25	4	3	2	1	0	0	3	0	0	0	1	0	11	0	1	0	21	7	2

SKOVDE SAINTS BSK	IP	H	R	ER	BB	SO	WP	HB	BK	IBB	SH	SF	CI	2B	3B	HR	AB	BF	FO	GO
BROWN W,4-0	4.0	1	2	0	1	7	0	0	0	0	1	0	0	0	0	0	14	16	1	4
MOHLEN S,1	3.0	2	2	2	2	4	1	0	0	0	0	0	0	1	0	0	11	13	1	4

PRINC ZAGREB	IP	H	R	ER	BB	SO	WP	HB	BK	IBB	SH	SF	CI	2B	3B	HR	AB	BF	FO	GO
HARAMINA L,0-2	3.2	4	4	2	3	5	0	0	0	0	0	0	0	0	0	0	15	18	4	2
KILLER	1.1	0	0	0	1	1	2	0	0	0	0	0	0	0	0	0	5	6	1	2
ZUPANIC	2.0	1	2	1	2	0	0	1	0	1	1	0	0	0	1	0	4	8	3	1

Umpires - HP: HOEVEN VD Gerrit-Jan 1B: UTZIG Beate 3B: HARKARIK Martin
Scorers: PALKOVICOVA Vendula, KOLAROVA Jana, DUIN Dennis
UIC: LOGGEN Bert
TC: JENNINGS Mike

Start: 10:00 Time: 1:53 Attendance: 10

Weather: Partly Cloudy
Game notes:



European Cup Women B

Ostrava (Czech Republic) - August 20th / 25th, 2012



Game Summary 16



United (DEN) – Eagles (SUI)



LUCERNE EAGLES 9, UNITED 1 (Aug 22, 2012 at Ostrava)

UNITED..... 000 01 - 1 3 5 (2-1)
LUCERNE EAGLES..... 162 0X - 9 7 2 (3-0)

European Cup Women B 2012
LUCERNE EAGLES 9 (3-0), UNITED 1 (2-1) - Composite Box Score
Aug 22, 2012 at Ostrava (Ostrava 1)

UNITED 1 (2-1)

Player	AB	R	H	BI	2B	3B	HR	BB	SB	CS	HP	SH	SF	SO	IBB	KL	GDP	PO	A	E
GILHOJ c	2	0	0	0	0	0	0	0	0	0	0	0	0	1	0	1	0	3	0	1
HOGH lf	2	0	0	0	0	0	0	0	0	0	0	0	0	1	0	0	0	1	1	1
MILLWOOD dp	2	0	2	0	0	0	0	0	0	0	0	0	0	0	0	0	0	0	0	0
KARLSEN cf	2	0	0	0	0	0	0	0	0	0	0	0	0	0	0	0	0	1	0	1
MELISSANT ss	2	0	0	0	0	0	0	0	0	0	0	0	0	1	0	0	0	3	4	2
CANTOR 1b/p	2	1	1	0	0	0	0	0	0	0	0	0	0	0	0	0	0	0	0	0
LORENTZEN p/1b	2	0	0	0	0	0	0	0	0	0	0	0	0	1	0	0	0	3	0	0
CHRISTOFFERS 3b	2	0	0	0	0	0	0	0	0	0	0	0	0	2	0	0	0	1	0	0
KRAGH 2b	2	0	0	0	0	0	0	0	0	0	0	0	0	0	0	0	0	0	0	0
SVENDSEN rf	0	0	0	0	0	0	0	0	0	0	0	0	0	0	0	0	0	0	0	0
Totals.....	18	1	3	0	0	0	0	0	0	0	0	0	0	6	0	1	0	12	5	5

LUCERNE EAGLES 9 (3-0)

Player	AB	R	H	BI	2B	3B	HR	BB	SB	CS	HP	SH	SF	SO	IBB	KL	GDP	PO	A	E
CASPARIS ss	3	2	1	0	1	0	0	1	0	0	0	0	0	0	0	0	0	1	2	0
NOVAK cf	1	2	0	1	0	0	0	2	0	0	0	0	0	0	0	0	0	1	0	0
GLOUKOFF 3b/1b	3	2	1	0	1	0	0	0	0	0	0	0	0	0	0	0	0	2	0	0
REYLAND p/3b	3	1	2	2	0	0	0	0	0	0	0	0	0	0	0	0	0	1	0	0
SIMITOVIC rf/p	0	0	0	1	0	0	0	0	0	0	0	0	1	0	0	0	0	0	0	1
BUEHLMANN ph/rf	1	0	0	0	0	0	0	1	0	0	0	0	0	0	0	0	0	0	0	0
ROBINSON 1b/rf	3	0	1	0	0	0	0	0	0	0	0	0	0	1	0	1	0	2	0	0
ROLLI c	2	1	1	0	0	0	0	1	0	0	0	0	0	0	0	0	0	5	1	1
BAUMGARTER 2b	2	1	1	0	0	0	0	0	0	0	1	0	0	1	0	1	0	2	1	0
WINKLER lf	2	0	0	0	0	0	0	0	0	0	0	0	0	0	0	0	0	0	0	0
GERSTER ph/lf	1	0	0	0	0	0	0	0	0	0	0	0	0	0	0	0	0	1	0	0
Totals.....	21	9	7	4	2	0	0	5	0	0	1	0	1	2	0	2	0	15	4	2

UNITED	IP	H	R	ER	BB	SO	WP	HB	BK	IBB	SH	SF	CI	2B	3B	HR	AB	BF	FO	GO
LORENTZEN L,0-1	1.1	3	7	2	3	0	0	1	0	0	0	1	0	1	0	0	8	13	4	0
CANTOR	2.2	4	2	0	2	2	1	0	0	0	0	0	0	1	0	0	13	15	1	4
LUCERNE EAGLES	IP	H	R	ER	BB	SO	WP	HB	BK	IBB	SH	SF	CI	2B	3B	HR	AB	BF	FO	GO
REYLAND W,3-0	3.0	1	0	0	0	5	0	0	0	0	0	0	0	0	0	0	10	10	4	0
SIMITOVIC	2.0	2	1	0	0	1	0	0	0	0	0	0	0	0	0	0	8	8	2	3

Umpires - HP: KOVACEVIC Robert 1B: KASPERCIK Pavel 3B: SANDHU Jes
SCORERS: SKOPCOVA Lucie; DAVIDOVA Karolina
TC: JENNINGS Mike; STADHOUDERS Carolien

Start: 12:00 Time: 1:22 Attendance: 60

Weather: Cloudy
Game notes:



European Cup Women B

Ostrava (Czech Republic) - August 20th / 25th, 2012



Game Summary 17



Trnava (SVK) – London Angels (GBR)



LONDON ANGELS 6, TRNAVA PANTHERS 1 (Aug 22, 2012 at Ostrava)

TRNAVA PANTHERS..... 000 000 1 - 1 5 3 (2-2)
LONDON ANGELS..... 000 330 X - 6 7 2 (3-1)

<cpil2>

European Cup Women B 2012
LONDON ANGELS 6 (3-1), TRNAVA PANTHERS 1 (2-2) - Composite Box Score
Aug 22, 2012 at Ostrava (Ostrava 2)

TRNAVA PANTHERS 1 (2-2)

Player	AB	R	H	BI	2B	3B	HR	BB	SB	CS	HP	SH	SF	SO	IBB	KL	GDP	PO	A	E
MURINOVA lf	3	0	0	1	0	0	0	1	0	0	0	0	0	1	0	1	0	2	0	0
CAMBALOVAM ss	3	0	2	0	0	0	0	0	0	0	0	0	0	0	0	0	0	4	1	0
BARTOVICOVA lb	3	0	1	0	0	0	0	0	1	0	0	0	0	0	0	0	0	6	2	0
PETRIKOVA c	3	0	0	0	0	0	0	0	0	0	0	0	0	0	0	0	0	2	1	1
PYTELOVA dp	2	0	0	0	0	0	0	0	0	0	0	1	0	0	0	0	0	0	0	0
BEHULOVA cf/p	3	0	0	0	0	0	0	0	0	0	0	0	0	2	0	0	0	0	1	0
GUNISOVA 3b	2	0	0	0	0	0	1	0	0	0	0	0	0	0	0	0	0	2	3	1
CAMBALOVAL rf	2	0	0	0	0	0	0	0	0	0	0	0	0	0	0	0	0	1	0	0
HORVATHOVA rf	1	1	1	0	1	0	0	0	0	0	0	0	0	0	0	0	0	0	0	0
KOST'ALOVA 2b	3	0	1	0	0	0	0	0	0	0	0	0	0	0	0	0	0	0	1	1
ZAPALACOVA p/cf	0	0	0	0	0	0	0	0	0	0	0	0	0	0	0	0	0	1	2	0
Totals.....	25	1	5	1	1	0	0	2	1	0	0	1	0	3	0	1	0	18	11	3

LONDON ANGELS 6 (3-1)

Player	AB	R	H	BI	2B	3B	HR	BB	SB	CS	HP	SH	SF	SO	IBB	KL	GDP	PO	A	E	
JUHANT 3b	2	1	0	0	0	0	0	1	0	1	1	0	0	0	0	0	0	2	2	1	
KESWICK lf/cf	4	1	0	0	0	0	0	0	0	0	0	0	0	0	0	0	0	0	0	1	0
MARSHALL dp/p	3	2	2	0	0	1	0	1	0	0	0	0	0	0	0	0	0	0	1	0	
STILLSON c	2	1	1	1	0	0	0	1	0	0	0	0	1	0	1	0	0	6	0	0	
PAVLOVA ss	3	1	2	3	1	0	0	1	0	0	0	0	0	0	1	0	0	1	7	0	
HEADLEY-COOP cf	2	0	1	0	0	0	0	0	0	0	0	0	0	0	0	0	0	0	0	0	
TRAYKOVA lf	1	0	0	0	0	0	0	1	0	0	0	0	0	0	1	0	0	0	0	0	
ZURSCHMITTEN lb	2	0	1	0	0	0	0	1	0	0	0	0	0	0	1	0	0	11	1	1	
BORISOVA 2b	2	0	0	0	0	0	0	1	0	0	0	0	0	1	0	0	0	1	2	0	
MACLEOD rf	1	0	0	0	0	0	0	0	0	0	0	0	0	0	0	0	0	0	0	0	
WHITLEY rf	2	0	0	0	0	0	0	0	0	0	0	0	0	0	0	0	0	0	0	0	
VAN DER HULS p	0	0	0	0	0	0	0	0	0	0	0	0	0	0	0	0	0	0	4	0	
Totals.....	24	6	7	4	1	1	0	7	0	1	1	0	1	1	4	0	0	21	18	2	

TRNAVA PANTHERS	IP	H	R	ER	BB	SO	WP	HB	BK	IBB	SH	SF	CI	2B	3B	HR	AB	BF	FO	GO
ZAPALACOVA L,0-1	5.0	6	6	3	5	1	2	1	0	2	0	1	0	1	0	0	21	28	6	6
BEHULOVA	1.0	1	0	0	2	0	0	0	0	2	0	0	0	0	1	0	3	5	0	2
LONDON ANGELS	IP	H	R	ER	BB	SO	WP	HB	BK	IBB	SH	SF	CI	2B	3B	HR	AB	BF	FO	GO
VAN DER HULS W,3-1	5.0	3	0	0	0	3	0	0	0	0	1	0	0	0	0	0	17	18	0	11
MARSHALL	2.0	2	1	0	2	0	0	0	0	0	0	0	0	1	0	0	8	10	0	5

Umpires - HP: MILGROM Benjamin 1B: FIOR Benjamin 3B: PLUTARSKI Tomasz
Scorers- PALKOVICOVA Vendula, KOLAROVA Jana, DUIN Dennis
UIC- LOGGEN Bert
TC- JENNINGS Mike

Start: 12:30 Time: 1:40 Attendance: 10

Weather: Overcast

Game notes:

ZAPALACOVA faced 1 batter in the 6th.



European Cup Women B

Ostrava (Czech Republic) - August 20th / 25th, 2012



Game Summary 18

Szostka Brzeg (POL) – Princ (CRO)

PRINC ZAGREB 9, MKS SZOSTKA BRZEG 0 (Aug 22, 2012 at Ostrava)

```

PRINC ZAGREB..... 031 14 - 9 9 0      (1-3)
MKS SZOSTKA BRZEG... 000 00 - 0 2 5      (0-4)

```

European Cup Women B 2012
 PRINC ZAGREB 9 (1-3), MKS SZOSTKA BRZEG 0 (0-4) - Composite Box Score
 Aug 22, 2012 at Ostrava (Ostrava 1)

PRINC ZAGREB 9 (1-3)

Player	AB	R	H	BI	2B	3B	HR	BB	SB	CS	HP	SH	SF	SO	IBB	KL	GDP	PO	A	E
PRSKALO ss	3	1	2	0	0	0	0	1	2	0	0	0	0	0	0	0	0	2	0	0
BRKIC cf	3	0	0	0	0	0	0	0	0	0	0	1	0	0	0	0	0	0	0	0
KILLER c	4	1	0	0	0	0	0	0	1	0	0	0	0	0	0	0	0	9	1	0
CIZMIC POKRA 2b	2	0	0	0	0	0	0	0	0	0	0	1	0	0	0	0	0	1	0	0
ZUPANIC p	2	0	0	0	0	0	0	1	1	0	0	0	0	0	0	0	0	0	1	0
KERANOVIC lf	3	1	2	0	0	0	0	0	0	0	0	0	0	1	0	0	0	0	0	0
HARAMINA 1b	3	1	0	0	0	0	0	0	0	0	0	0	0	1	0	0	0	2	0	0
VRANCIC 3b	3	3	1	1	0	0	0	0	0	0	0	0	0	0	0	0	0	0	0	0
VALIDZIC dp	2	0	1	2	0	0	0	0	0	0	0	0	0	0	0	0	0	0	0	0
LAMPE rf/pr	1	2	1	1	0	0	0	0	1	0	0	0	0	0	0	0	0	1	0	0
Totals.....	26	9	9	4	1	0	0	2	5	0	0	2	0	2	0	0	0	15	2	0

MKS SZOSTKA BRZEG 0 (0-4)

Player	AB	R	H	BI	2B	3B	HR	BB	SB	CS	HP	SH	SF	SO	IBB	KL	GDP	PO	A	E
PODGORSKA cf	2	0	0	0	0	0	0	0	0	0	0	0	0	1	0	1	0	2	0	1
KLUGIEWICZ lf	1	0	0	0	0	0	0	0	0	0	0	0	0	1	0	0	0	0	0	0
KUROWSKA ph/lf	1	0	0	0	0	0	0	0	0	0	0	0	0	1	0	0	0	0	0	0
CHRZASZCZM c	2	0	1	0	0	0	0	0	1	0	0	0	0	1	0	0	0	3	0	0
WYRWAS p	1	0	0	0	0	0	0	1	0	0	0	0	0	0	0	0	0	0	1	1
SNIEC dp	2	0	1	0	0	0	0	0	0	0	0	0	0	1	0	0	0	0	0	0
NIEWIADOMSKA ss	2	0	0	0	0	0	0	0	0	0	0	0	0	0	0	0	0	3	1	2
MARECKA 1b	1	0	0	0	0	0	0	0	0	0	0	0	0	1	0	1	0	4	0	0
CHOJNACKA ph	1	0	0	0	0	0	0	0	0	0	0	0	0	1	0	0	0	0	0	0
FLISOWSKA 2b	1	0	0	0	0	0	0	0	0	0	0	0	0	1	0	0	0	2	1	1
GORKA ph	0	0	0	0	0	0	0	1	0	0	0	0	0	0	0	0	0	0	0	0
KRAWCZYK 3b	2	0	0	0	0	0	0	0	0	0	0	0	0	1	0	1	0	1	2	0
GRZANOWSKA rf	0	0	0	0	0	0	0	0	0	0	0	0	0	0	0	0	0	0	0	0
Totals.....	16	0	2	0	0	0	0	2	1	0	0	0	0	9	0	3	0	15	5	5

PRINC ZAGREB	IP	H	R	ER	BB	SO	WP	HB	BK	IBB	SH	SF	CI	2B	3B	HR	AB	BF	FO	GO
ZUPANIC W,1-1	5.0	2	0	0	2	9	0	0	0	0	0	0	0	0	0	0	16	18	4	1

MKS SZOSTKA BRZEG	IP	H	R	ER	BB	SO	WP	HB	BK	IBB	SH	SF	CI	2B	3B	HR	AB	BF	FO	GO
WYRWAS L,0-3	5.0	9	9	4	2	2	3	0	0	0	2	0	0	1	0	0	26	30	7	6

Umpires - HP: PETERSON Reymond 1B: V/D HOEVEN Gerrit-Ja 3B: KASPERCIK Pavel
 SCORERS: GREPL Thomas; KUCKOVA Romana
 TC: JENNINGS Mike; LOGGEN Bert

Start: 15:30 Time: 1:35 Attendance: 50

Weather: Sunny
Game notes:



European Cup Women B

Ostrava (Czech Republic) - August 20th / 25th, 2012



Game Summary 19



Les Comanches (FRA) – Eagles (SUI)



LES COMANCHES 5, LUCERNE EAGLES 2 (Aug 22, 2012 at Ostrava)

```

-----
LUCERNE EAGLES..... 010 010 0 - 2 5 4      (3-1)
LES COMANCHES..... 200 012 X - 5 7 2      (3-1)
-----

```

European Cup Women B 2012
LES COMANCHES 5 (3-1), LUCERNE EAGLES 2 (3-1) - Composite Box Score
Aug 22, 2012 at Ostrava (Ostrava 2)

LUCERNE EAGLES 2 (3-1)

Player	AB	R	H	BI	2B	3B	HR	BB	SB	CS	HP	SH	SF	SO	IBB	KL	GDP	PO	A	E
CASPARIS ss	4	0	0	0	0	0	0	0	0	0	0	0	0	2	0	0	0	0	1	0
NOVAK cf	3	0	0	0	0	0	0	0	0	0	0	0	0	0	0	0	0	3	0	0
GLOUKOFF 3b	3	0	1	0	0	0	0	0	0	0	0	0	0	0	0	0	0	1	1	0
REYLAND p	3	0	1	0	0	0	0	0	0	0	0	0	1	0	1	0	0	0	2	0
BAUMGARTER c	1	1	0	0	0	0	0	1	0	0	0	1	0	0	0	0	0	3	0	1
ROBINSON 1b	3	0	1	0	0	0	0	0	0	0	0	0	1	0	0	0	0	4	0	0
SIMITOVIC 2b	3	0	1	0	0	0	0	0	0	0	0	0	0	0	0	0	0	3	0	2
SULLIVAN rf	3	0	0	0	0	0	0	0	0	0	0	0	0	0	0	0	0	1	0	1
WINKLER lf	3	1	1	0	0	0	0	0	0	0	0	0	0	0	0	0	0	3	0	0
Totals.....	26	2	5	1	0	0	0	1	0	0	0	1	0	4	0	1	0	18	4	4

LES COMANCHES 5 (3-1)

Player	AB	R	H	BI	2B	3B	HR	BB	SB	CS	HP	SH	SF	SO	IBB	KL	GDP	PO	A	E
LEMAIRE 3b	4	0	1	0	0	0	0	0	0	0	0	0	0	0	0	0	0	0	1	1
HUNTER cf	3	2	1	0	0	0	0	0	0	0	0	1	0	0	0	0	0	3	0	0
LASSAIGNE p	2	2	3	0	0	1	1	1	0	0	0	1	0	0	0	0	0	1	4	1
RIERA c	4	0	0	0	0	0	0	0	0	0	0	0	0	0	0	0	0	4	0	0
GIBSON-JONES 2b	2	0	1	0	0	0	0	1	0	0	0	0	0	0	0	0	0	4	2	0
CAUCHI ss	2	0	1	1	0	0	0	0	0	0	0	1	0	0	0	0	0	1	3	0
BONAUDO lf	3	0	0	0	0	0	0	0	0	0	0	0	1	0	0	0	0	0	0	0
ZOUINESO 1b	3	0	0	0	0	0	0	0	0	0	0	0	1	0	1	0	8	0	0	0
BEST rf	2	0	0	0	0	0	0	0	0	0	0	0	0	0	0	0	0	0	1	0
DOMANICO rf	1	1	1	0	0	0	0	0	0	0	0	0	0	0	0	0	0	0	0	0
Totals.....	26	5	7	4	0	0	1	2	1	0	0	2	1	2	0	1	0	21	11	2

LUCERNE EAGLES	IP	H	R	ER	BB	SO	WP	HB	BK	IBB	SH	SF	CI	2B	3B	HR	AB	BF	FO	GO
REYLAND L,3-1	6.0	7	5	3	2	2	0	0	0	0	2	1	0	0	0	1	26	31	12	4

LES COMANCHES	IP	H	R	ER	BB	SO	WP	HB	BK	IBB	SH	SF	CI	2B	3B	HR	AB	BF	FO	GO
LASSAIGNE W,2-0	7.0	5	2	1	1	4	1	0	0	0	1	0	0	0	0	0	26	28	6	10

Umpires - HP: UTZIG Beate 1B: HARKARIK Martin 3B: MAGDALENIC Alen
 Scorers: KOUBKOVA Natalie, PALKOVICOVA Vendula, GOTTVADLOVA Tereza,
 KUBICOVA Tereza, DUIN Dennis
 UIC: STADHOUDERS Carolien
 TC: JENNINGS Mike

Start: 17:30 Time: 1:50 Attendance: 15

Weather: Overcast
Game notes:





European Cup Women B

Ostrava (Czech Republic) - August 20th / 25th, 2012



Game Summary 20

	United (DEN) – Ostrava (CZE)	
---	-------------------------------------	---

GAME SUSPENDED - RE-SCHEDULED AUGUST 23rd 8:30




European Cup Women B

Ostrava (Czech Republic) - August 20th / 25th, 2012



Teams' Stats

	Eagles	SUI
---	---------------	------------

European Cup Women B 2012
Overall Statistics for LUCERNE EAGLES (as of Aug 22, 2012)
(All games Sorted by Batting avg)

record: 3-1

Player	AVG	GP-GS	AB	R	H	2B	3B	HR	RBI	TB	SLG%	BB	HBP	SO	GDP	OB%	SF	SH	SB-ATT	PO	A	E	FLD%
5 REYLAND Victoria...	.500	4-4	12	3	6	0	0	1	7	9	.750	1	0	2	0	.538	0	0	1-1	2	7	0	1.000
12 GLOUKOFF Julia...	.385	4-4	13	4	5	1	1	0	3	8	.615	0	0	0	0	.385	0	0	0-0	5	1	0	1.000
28 ROBINSON Molly...	.308	4-4	13	0	4	0	0	0	1	4	.308	0	0	3	0	.308	0	0	0-0	13	0	0	1.000
69 CASPARIS Corina...	.231	4-4	13	5	3	2	0	0	0	5	.385	1	1	3	0	.333	0	0	2-2	6	3	1	.900
10 WINKLER Sarah...	.222	4-4	9	2	2	0	0	0	1	2	.222	1	0	0	0	.300	0	0	0-0	3	0	0	1.000
7 NOVAK Jacquelyn...	.200	4-4	10	5	2	2	0	0	4	4	.400	3	0	0	0	.385	0	0	0-0	5	0	0	1.000
3 SIMITOVIC Leandra	.125	4-4	8	0	1	0	0	0	1	1	.125	2	0	1	0	.273	1	0	1-1	5	1	4	.600
37 ROLLI Jessica...	.500	3-3	6	3	3	1	0	0	0	4	.667	2	1	1	0	.667	0	0	1-1	23	3	2	.929
2 BAUMGARTER Fabien	.333	2-2	3	2	1	0	0	0	0	1	.333	1	1	1	0	.600	0	1	0-0	5	1	1	.857
77 SULLIVAN Carmela	.125	3-3	8	1	1	0	0	0	1	1	.125	1	0	4	0	.222	0	0	0-0	1	0	1	.500
22 GERSTER Sarah...	.000	1-0	1	0	0	0	0	0	0	0	.000	0	0	0	0	.000	0	0	0-0	1	0	0	1.000
4 BUEHLMANN Larissa	.000	1-0	1	0	0	0	0	0	0	0	.000	1	0	0	0	.500	0	0	0-0	0	0	0	.000
Totals.....	.289	4-4	97	25	28	6	1	1	18	39	.402	13	3	15	0	.386	1	1	5-5	69	16	9	.904
Opponents.....	.198	4-4	86	7	17	0	0	1	5	20	.233	4	0	25	0	.231	1	3	2-4	66	26	10	.902

LOB - Team (24), Opp (18). DPs turned - Team (1), Opp (1).

(All games Sorted by Earned run avg)

Player	ERA	W-L	APP	GS	CG	SHO/CBO	SV	IP	H	R	ER	BB	SO	2B	3B	HR	AB	B/Avg	WP	HBP	BK	SFA	SHA
5 REYLAND Victoria...	1.33	3-1	4	4	3	1/0	0	21.0	15	6	4	4	24	0	0	1	78	.192	0	0	0	1	3
3 SIMITOVIC Leandra	0.00	0-0	1	0	0	0/0	0	2.0	2	1	0	0	1	0	0	0	8	.250	0	0	0	0	0
Totals.....	1.22	3-1	4	4	3	1/0	0	23.0	17	7	4	4	25	0	0	1	86	.198	0	0	0	1	3
Opponents.....	5.09	1-3	4	4	2	0/0	0	22.0	28	25	16	13	15	6	1	1	97	.289	3	3	0	1	1

PB - Team (1), BAUMGARTER 1, Opp (4). SBA/ATT - REYLAND (2-4), ROLLI (1-3), BAUMGARTER (1-1).

European Cup Women B 2012
Overall Statistics for LUCERNE EAGLES (as of Aug 22, 2012)
(All games Sorted by Fielding pct)

Player	C	PO	A	E	FLD%	Dps	SBA	CSB	SBA%	PB	CI
28 ROBINSON Molly...	13	13	0	0	1.000	0	0	0	---	0	0
5 REYLAND Victoria...	9	2	7	0	1.000	1	2	2	.500	0	0
12 GLOUKOFF Julia...	6	5	1	0	1.000	0	0	0	---	0	0
7 NOVAK Jacquelyn...	5	5	0	0	1.000	0	0	0	---	0	0
10 WINKLER Sarah...	3	3	0	0	1.000	0	0	0	---	0	0
22 GERSTER Sarah...	1	1	0	0	1.000	0	0	0	---	0	0
37 ROLLI Jessica...	28	23	3	2	.929	1	1	2	.333	0	0
69 CASPARIS Corina...	10	6	3	1	.900	0	0	0	---	0	0
2 BAUMGARTER Fabien	7	5	1	1	.857	1	1	0	1.000	1	0
3 SIMITOVIC Leandra	10	5	1	4	.600	0	0	0	---	0	0
77 SULLIVAN Carmela	2	1	0	1	.500	0	0	0	---	0	0
4 BUEHLMANN Larissa	0	0	0	0	.000	0	0	0	---	0	0
Totals.....	94	69	16	9	.904	1	2	2	.500	1	0
Opponents.....	102	66	26	10	.902	1	5	0	1.000	4	0

Hitting minimums - 1 Games 2.5 TPA/Game
Pitching minimums - 1 Games 2.1 IP/Game



European Cup Women B

Ostrava (Czech Republic) - August 20th / 25th, 2012



Teams' Stats

	Ladonas	GRE
---	----------------	------------

European Cup Women B 2012
Overall Statistics for A.S. LADONAS (as of Aug 22, 2012)
(All games Sorted by Batting avg)

record: 0-4

Player	AVG	GP-GS	AB	R	H	2B	3B	HR	RBI	TB	SLG%	BB	HBP	SO	GDP	OB%	SF	SH	SB-ATT	PO	A	E	FLD%
11 CHATZIGEORPOULOU	.222	4-4	9	0	2	0	0	0	0	2	.222	1	0	2	0	.300	0	0	2-2	14	0	1	.933
55 HAVELKA Sasa.....	.143	4-4	7	0	1	0	0	0	0	1	.143	3	0	2	0	.400	0	0	0-0	14	3	1	.944
44 KOUSOULOU Anna...	.000	4-4	10	0	0	0	0	0	0	0	.000	0	0	1	0	.000	0	0	1-1	3	7	1	.909
7 ANTONAKI Evangeli	.000	4-4	7	0	0	0	0	0	0	0	.000	2	0	3	0	.222	0	1	1-1	11	3	1	.933

10 GOLICNIK Savina..	.400	4-2	5	1	2	0	0	0	0	2	.400	0	0	0	0	.400	0	0	1-1	2	1	1	.750
25 HUMERCA Gabrijela	.167	2-2	6	0	1	0	0	0	0	1	.167	0	0	2	0	.167	0	0	0-0	7	0	0	1.000
31 KALADOUKA Elisave	.111	4-4	9	0	1	0	0	0	0	1	.111	0	0	4	0	.111	0	0	1-1	6	3	4	.692
23 PADOVA Panagiota..	.000	4-4	8	0	0	0	0	0	0	0	.000	0	0	4	0	.000	0	0	0-0	1	0	3	.250
30 LIOSI Anastasia..	.000	4-4	7	0	0	0	0	0	0	0	.000	0	0	5	0	.000	0	0	0-0	1	0	0	1.000
35 PAGOULATOU Georgi	.000	4-4	6	0	0	0	0	0	0	0	.000	1	0	5	0	.143	0	0	0-0	3	4	6	.538
Totals.....	.095	4-4	74	1	7	0	0	0	0	7	.095	7	0	28	0	.173	0	1	6-6	62	21	18	.822
Opponents.....	.343	4-4	105	30	36	6	1	1	17	47	.448	11	0	8	0	.402	1	1	10-11	66	21	3	.967

LOB - Team (15), Opp (26). DPs turned - Team (1).

(All games Sorted by Earned run avg)

Player	ERA	W-L	APP	GS	CG	SHO/CBO	SV	IP	H	R	ER	BB	SO	2B	3B	HR	AB	B/Avg	WP	HBP	BK	SFA	SHA
44 KOUSOULOU Anna...	4.06	0-4	4	4	4	0/0	0	20.2	36	30	12	11	8	6	1	1	105	.343	4	0	0	1	1
Totals.....	4.06	0-4	4	4	4	0/0	0	20.2	36	30	12	11	8	6	1	1	105	.343	4	0	0	1	1
Opponents.....	0.00	4-0	4	4	3	3/0	0	22.0	7	1	0	7	28	0	0	0	74	.095	1	0	0	0	1

PB - Team (2), HAVELKA 2, Opp (3). SBA/ATT - KOUSOULOU (10-11), HAVELKA (8-9), CHATZIGEOROP (2-2).

European Cup Women B 2012
Overall Statistics for A.S. LADONAS (as of Aug 22, 2012)
(All games Sorted by Fielding pct)

Player	C	PO	A	E	FLD%	Dps	SBA	CSB	SBA%	PB	CI
25 HUMERCA Gabrijela	7	7	0	0	1.000	0	0	0	---	0	0
30 LIOSI Anastasia..	1	1	0	0	1.000	0	0	0	---	0	0
55 HAVELKA Sasa.....	18	14	3	1	.944	0	8	1	.889	2	0
7 ANTONAKI Evangeli	15	11	3	1	.933	1	0	0	---	0	0
11 CHATZIGEORPOULOU	15	14	0	1	.933	1	2	0	1.000	0	0
44 KOUSOULOU Anna...	11	3	7	1	.909	0	10	1	.909	0	0
10 GOLICNIK Savina..	4	2	1	1	.750	0	0	0	---	0	0
31 KALADOUKA Elisave	13	6	3	4	.692	0	0	0	---	0	0
35 PAGOULATOU Georgi	13	3	4	6	.538	0	0	0	---	0	0
23 PADOVA Panagiota.	4	1	0	3	.250	0	0	0	---	0	0
Totals.....	101	62	21	18	.822	1	10	1	.909	2	0
Opponents.....	90	66	21	3	.967	0	6	0	1.000	3	0

Hitting minimums - 1 Games 2.5 TPA/Game
Pitching minimums - 1 Games 2.1 IP/Game



European Cup Women B

Ostrava (Czech Republic) - August 20th / 25th, 2012



Teams' Stats

	Les Comanches	FRA
---	----------------------	------------

European Cup Women B 2012
Overall Statistics for LES COMANCHES (as of Aug 22, 2012)
(All games Sorted by Batting avg)

record: 3-1

Player	AVG	GP-GS	AB	R	H	2B	3B	HR	RBI	TB	SLG%	BB	HBP	SO	GDP	OB%	SF	SH	SB-ATT	PO	A	E	FLD%
11 LASSAIGNE Celine...	.615	4-4	13	4	8	1	0	1	6	12	.923	2	0	0	0	.625	1	0	1-2	5	5	1	.909
21 HUNTER Raina.....	.500	4-4	12	6	6	1	1	0	1	9	.750	3	0	1	0	.600	0	1	0-0	8	1	0	1.000
17 GIBSON-JONES Sara	.444	4-4	9	2	4	1	0	0	1	5	.556	4	0	0	0	.615	0	0	0-0	7	5	1	.923
23 BONAUDO Marion...	.231	4-4	13	2	3	2	0	0	1	5	.385	0	0	1	0	.231	0	0	0-0	2	0	0	1.000
3 CAUCHI Cindy.....	.231	4-4	13	1	3	1	0	0	1	4	.308	0	0	3	0	.231	0	1	0-0	7	10	1	.944
12 LEMAIRE Camille..	.143	4-4	14	2	2	0	0	0	2	2	.143	1	0	2	0	.200	0	1	0-0	6	6	2	.857
15 RIERA Camilla....	.133	4-4	15	0	2	1	0	0	3	3	.200	0	0	1	0	.133	0	0	0-0	13	1	0	1.000
26 ZOUINE Sophia....	.091	4-3	11	1	1	0	0	0	0	1	.091	0	0	2	0	.091	0	1	0-0	24	2	0	1.000

4 GAERTNER Charline	.667	3-3	3	1	2	0	0	0	0	2	.667	0	0	0	0	.667	0	0	0-0	3	4	0	1.000
6 BEST Stephanie...	.333	3-2	6	1	2	0	0	0	1	2	.333	0	0	0	0	.333	0	0	0-0	0	1	0	1.000
10 DOMANICO Elsa....	.333	3-2	3	2	1	0	0	0	0	1	.333	1	0	0	0	.500	0	0	0-0	0	0	0	.000
Totals.....	.304	4-4	112	22	34	7	1	1	16	46	.411	11	0	10	0	.363	1	4	1-2	75	35	5	.957
Opponents.....	.198	4-4	96	10	19	2	0	0	9	21	.219	10	1	16	0	.280	0	1	1-2	74	28	13	.887

LOB - Team (32), Opp (23). DPs turned - Team (0), Opp (1).

(All games Sorted by Earned run avg)

Player	ERA	W-L	APP	GS	CG	SHO/CBO	SV	IP	H	R	ER	BB	SO	2B	3B	HR	AB	B/Avg	WP	HBP	BK	SFA	SHA
4 GAERTNER Charline	1.66	1-1	2	2	1	1/0	0	12.2	10	5	3	6	8	1	0	0	51	.196	0	0	0	0	0
11 LASSAIGNE Celine.	1.70	2-0	3	2	2	0/0	0	12.1	9	5	3	4	8	1	0	0	45	.200	3	1	0	0	1
Totals.....	1.68	3-1	4	4	3	1/0	0	25.0	19	10	6	10	16	2	0	0	96	.198	3	1	0	0	1
Opponents.....	3.69	1-3	4	4	3	0/0	0	24.2	34	22	13	11	10	7	1	1	112	.304	0	0	0	1	4

PB - Team (1), RIERA 1, Opp (1). SBA/ATT - RIERA (0-1), LASSAIGNE (0-1), GIBSON-JONES (1-1), GAERTNER (1-1).

European Cup Women B 2012
Overall Statistics for LES COMANCHES (as of Aug 22, 2012)
(All games Sorted by Fielding pct)

Player	C	PO	A	E	FLD%	Dps	SBA	CSB	SBA%	PB	CI
26 ZOUINE Sophia....	26	24	2	0	1.000	0	0	0	---	0	0
15 RIERA Camilla....	14	13	1	0	1.000	0	0	1	.000	1	0
21 HUNTER Raina....	9	8	1	0	1.000	0	0	0	---	0	0
4 GAERTNER Charline	7	3	4	0	1.000	0	1	0	1.000	0	0
23 BONAUDO Marion...	2	2	0	0	1.000	0	0	0	---	0	0
6 BEST Stephanie...	1	0	1	0	1.000	0	0	0	---	0	0
3 CAUCHI Cindy.....	18	7	10	1	.944	0	0	0	---	0	0
17 GIBSON-JONES Sara	13	7	5	1	.923	0	1	0	1.000	0	0
11 LASSAIGNE Celine.	11	5	5	1	.909	0	0	1	.000	0	0
12 LEMAIRE Camille..	14	6	6	2	.857	0	0	0	---	0	0
10 DOMANICO Elsa....	0	0	0	0	.000	0	0	0	---	0	0
Totals.....	115	75	35	5	.957	0	1	1	.500	1	0
Opponents.....	115	74	28	13	.887	1	1	1	.500	1	0

Hitting minimums - 1 Games 2.5 TPA/Game
Pitching minimums - 1 Games 2.1 IP/Game



European Cup Women B

Ostrava (Czech Republic) - August 20th / 25th, 2012



Teams' Stats



London Angels

GBR

European Cup Women B 2012
Overall Statistics for LONDON ANGELS (as of Aug 22, 2012)
(All games Sorted by Batting avg)

record: 3-1

Player	AVG	GP-GS	AB	R	H	2B	3B	HR	RBI	TB	SLG%	BB	HBP	SO	GDP	OB%	SF	SH	SB-ATT	PO	A	E	FLD%
19 MARSHALL Kylie...	.500	4-4	14	3	7	1	1	0	3	10	.714	1	0	4	0	.533	0	0	0-1	10	4	0	1.000
6 STILLSON Bevin...	.455	4-4	11	3	5	1	0	0	1	6	.545	1	0	2	0	.462	1	0	0-0	19	3	0	1.000
26 PAVLOVA Nadezheda	.364	4-4	11	3	4	1	0	0	3	5	.455	1	1	1	0	.462	0	1	0-0	8	9	2	.895
2 JUHANT Emilie....	.250	4-4	12	4	3	3	0	0	2	6	.500	2	1	2	0	.400	0	0	2-3	5	6	1	.917
5 HEADLEY-COOPER Ka	.200	4-4	10	2	2	0	0	0	0	2	.200	0	0	3	0	.200	0	2	1-1	4	1	0	1.000
14 ZURSCHMITTEN Simo	.125	4-4	8	2	1	0	0	0	1	1	.125	2	0	2	0	.300	0	0	0-0	18	1	1	.950
32 KESWICK Victoria.	.083	4-3	12	3	1	0	0	0	0	1	.083	0	0	3	0	.083	0	0	1-1	7	3	0	1.000
16 BORISOVA Milena..	.000	3-3	10	1	0	0	0	0	1	0	.000	1	0	7	0	.091	0	0	0-0	3	7	0	1.000

23 VAN DER HULST Jok	.333	4-4	3	2	1	0	0	0	0	1	.333	2	0	0	0	.600	0	1	0-0	2	9	0	1.000
1 WHITLEY Joelle...	.000	4-0	6	0	0	0	0	0	0	0	.000	0	0	2	0	.000	0	0	0-0	1	0	0	1.000
27 TRAYKOVA Maya....	.000	4-2	5	0	0	0	0	0	1	0	.000	1	0	2	0	.143	1	0	1-1	1	0	0	1.000
25 MACLEOD Chris....	.000	3-2	3	0	0	0	0	0	0	0	.000	0	0	0	0	.000	0	0	0-0	0	0	0	1.000
Totals.....	.229	4-4	105	23	24	6	1	0	12	32	.305	11	2	28	0	.308	2	4	5-7	78	43	4	.968
Opponents.....	.247	4-4	97	9	24	2	2	0	8	30	.309	7	1	21	0	.305	0	4	2-4	77	31	17	.864

LOB - Team (24), Opp (22). DPs turned - Team (2). IBB - Team (5), TRAYKOVA 1, JUHANT 1, STILLSON 1, PAVLOVA 1, ZURSCHMITTEN 1.

(All games Sorted by Earned run avg)

Player	ERA	W-L	APP	GS	CG	SHO/CBO	SV	IP	H	R	ER	BB	SO	2B	3B	HR	AB	B/Avg	WP	HBP	BK	SFA	SHA
23 VAN DER HULST Jok	1.62	3-1	4	4	2	0/0	0	21.2	18	6	5	2	20	0	2	0	78	.231	0	0	0	0	4

19 MARSHALL Kylie...	3.23	0-0	2	0	0	0/0	0	4.1	6	3	2	5	1	2	0	0	19	.316	0	1	0	0	0
Totals.....	1.88	3-1	4	4	2	0/0	0	26.0	24	9	7	7	21	2	2	0	97	.247	0	1	0	0	4
Opponents.....	2.18	1-3	4	4	2	0/0	0	25.2	24	23	8	11	28	6	1	0	105	.229	5	2	0	2	4

PB - Team (5), STILLSON 4, KESWICK 1, Opp (7). SBA/ATT - STILLSON (1-3), VAN DER HULST (1-3), MARSHALL (1-1), KESWICK (1-1).

European Cup Women B 2012
Overall Statistics for LONDON ANGELS (as of Aug 22, 2012)
(All games Sorted by Fielding pct)

Player	C	PO	A	E	FLD%	Dps	SBA	CSB	SBA%	PB	CI
6 STILLSON Bevin...	22	19	3	0	1.000	0	1	2	.333	4	0
19 MARSHALL Kylie...	14	10	4	0	1.000	0	1	0	1.000	0	0
23 VAN DER HULST Jok	11	2	9	0	1.000	0	1	2	.333	0	0
32 KESWICK Victoria.	10	7	3	0	1.000	0	1	0	1.000	1	0
16 BORISOVA Milena..	10	3	7	0	1.000	0	0	0	---	0	0
5 HEADLEY-COOPER Ka	5	4	1	0	1.000	1	0	0	---	0	0
27 TRAYKOVA Maya....	1	1	0	0	1.000	0	0	0	---	0	0
1 WHITLEY Joelle...	1	1	0	0	1.000	0	0	0	---	0	0
14 ZURSCHMITTEN Simo	20	18	1	1	.950	0	0	0	---	0	0
2 JUHANT Emilie....	12	5	6	1	.917	2	0	0	---	0	0
26 PAVLOVA Nadezheda	19	8	9	2	.895	1	0	0	---	0	0
25 MACLEOD Chris....	0	0	0	0	.000	0	0	0	---	0	0
Totals.....	125	78	43	4	.968	2	2	2	.500	5	0
Opponents.....	125	77	31	17	.864	0	5	2	.714	7	0

Hitting minimums - 1 Games 2.5 TPA/Game
Pitching minimums - 1 Games 2.1 IP/Game



European Cup Women B

Ostrava (Czech Republic) - August 20th / 25th, 2012



Teams' Stats

	Princ	CRO
---	--------------	------------

European Cup Women B 2012
Overall Statistics for PRINC ZAGREB (as of Aug 22, 2012)
(All games Sorted by Batting avg)

record: 1-3

Player	AVG	GP-GS	AB	R	H	2B	3B	HR	RBI	TB	SLG%	BB	HBP	SO	GDP	OB%	SF	SH	SB-ATT	PO	A	E	FLD%
9 VRANCIC Ema.....	.400	4-4	10	3	4	1	0	0	1	5	.500	1	0	3	0	.455	0	0	0-1	3	1	0	1.000
8 CIZMIC POKRAJAC P	.375	4-4	8	1	3	0	0	0	0	3	.375	1	0	1	0	.444	0	2	0-1	10	3	2	.867
19 KERANOVIC Nadja..	.364	4-4	11	1	4	1	0	0	2	5	.455	0	0	3	0	.364	0	0	0-0	6	0	0	1.000
21 ZUPANIC Tihana...	.200	4-4	10	1	2	0	0	0	0	2	.200	1	0	2	0	.273	0	0	1-1	2	9	2	.846
2 PRSKALO Katarina.	.182	4-4	11	2	2	0	0	0	0	2	.182	2	0	2	0	.308	0	0	2-2	7	7	4	.778
14 KILLER Barbara...	.167	4-4	12	4	2	0	1	0	2	4	.333	0	0	1	0	.167	0	0	1-1	24	4	1	.966
15 BRKIC Andrea.....	.000	4-4	12	1	0	0	0	0	0	0	.000	0	0	2	0	.000	0	1	0-0	4	0	1	.800
11 HARAMINA Michaela	.000	4-4	10	1	0	0	0	0	0	0	.000	1	0	1	0	.091	0	0	0-0	12	1	1	.929

20 VALIDZIC Antonela	.200	4-4	5	0	1	0	0	0	2	1	.200	0	0	2	0	.200	0	0	0-0	0	0	0	.000
12 LAMPE Ajda.....	.200	4-4	5	2	1	0	0	0	1	1	.200	0	0	4	0	.200	0	0	1-1	1	1	0	1.000
Totals.....	.202	4-4	94	16	19	2	1	0	8	23	.245	6	0	21	0	.250	0	3	5-7	69	26	11	.896
Opponents.....	.224	4-4	85	20	19	1	1	0	8	22	.259	15	4	24	0	.365	0	5	9-11	72	37	14	.886

LOB - Team (15), Opp (20). DPs turned - Team (1), Opp (1). IBB - Team (0), Opp (2).

(All games Sorted by Earned run avg)

Player	ERA	W-L	APP	GS	CG	SHO/CBO	SV	IP	H	R	ER	BB	SO	2B	3B	HR	AB	B/Avg	WP	HBP	BK	SFA	SHA
21 ZUPANIC Tihana...	2.44	1-1	4	2	2	1/0	0	14.1	12	11	5	10	17	1	1	0	51	.235	4	4	0	0	2

14 KILLER Barbara...	0.00	0-0	1	0	0	0/0	0	1.1	0	0	0	1	1	0	0	0	5	.000	2	0	0	0	0
11 HARAMINA Michaela	1.91	0-2	2	2	0	0/0	0	7.1	7	9	2	4	6	0	0	0	29	.241	0	0	0	0	3
Totals.....	2.13	1-3	4	4	2	1/0	0	23.0	19	20	7	15	24	1	1	0	85	.224	6	4	0	0	5
Opponents.....	2.33	3-1	4	4	3	1/0	1	24.0	19	16	8	6	21	2	1	0	94	.202	4	0	0	0	3

PB - Team (10), KILLER 5, KERANOVIC 5, Opp (5). SBA/ATT - KILLER (6-8), ZUPANIC (6-7), HARAMINA (3-4), KERANOVIC (3-3).

European Cup Women B 2012
Overall Statistics for PRINC ZAGREB (as of Aug 22, 2012)
(All games Sorted by Fielding pct)

Player	C	PO	A	E	FLD%	Dps	SBA	CSB	SBA%	PB	CI
19 KERANOVIC Nadja..	6	6	0	0	1.000	0	3	0	1.000	5	0
9 VRANCIC Ema.....	4	3	1	0	1.000	0	0	0	---	0	0
12 LAMPE Ajda.....	2	1	1	0	1.000	0	0	0	---	0	0
14 KILLER Barbara...	29	24	4	1	.966	0	6	2	.750	5	0
11 HARAMINA Michaela	14	12	1	1	.929	0	3	1	.750	0	0
8 CIZMIC POKRAJAC P	15	10	3	2	.867	0	0	0	---	0	0
21 ZUPANIC Tihana...	13	2	9	2	.846	0	6	1	.857	0	0
15 BRKIC Andrea.....	5	4	0	1	.800	0	0	0	---	0	0
2 PRSKALO Katarina.	18	7	7	4	.778	1	0	0	---	0	0
20 VALIDZIC Antonela	0	0	0	0	.000	0	0	0	---	0	0
Totals.....	106	69	26	11	.896	1	9	2	.818	10	0
Opponents.....	123	72	37	14	.886	1	5	2	.714	5	0

Hitting minimums - 1 Games 2.5 TPA/Game
Pitching minimums - 1 Games 2.1 IP/Game




European Cup Women B

Ostrava (Czech Republic) - August 20th / 25th, 2012



Teams' Stats

	Ostrava	CZE
---	----------------	------------

European Cup Women B 2012
Overall Statistics for ARROWS OSTRAVA (as of Aug 21, 2012)
(All games Sorted by Batting avg)



European Cup Women B

Ostrava (Czech Republic) - August 20th / 25th, 2012



Teams' Stats

	Skovde	SWE
---	---------------	------------

European Cup Women B 2012
Overall Statistics for SKOVDE SAINTS BSK (as of Aug 22, 2012)
(All games Sorted by Batting avg)

record: 4-0

Player	AVG	GP-GS	AB	R	H	2B	3B	HR	RBI	TB	SLG%	BB	HBP	SO	GDP	OB%	SF	SH	SB-ATT	PO	A	E	FLD%
10 GRANATH Tess.....	.600	4-3	10	2	6	1	0	0	4	7	.700	1	0	0	0	.636	0	0	1-1	25	3	4	.875
21 BERGSTROM Maria..	.400	4-4	10	6	4	0	0	0	1	4	.400	1	2	2	0	.538	0	2	3-3	2	0	1	.667
9 GALLAGHER Diane..	.375	4-4	8	4	3	0	1	0	3	5	.625	7	0	0	0	.667	0	0	4-4	2	2	1	.800
12 BROWN Rachel.....	.333	4-4	9	3	3	1	0	0	5	4	.444	3	0	0	0	.500	0	0	0-0	0	4	0	1.000
36 MOHLEN Priya.....	.300	4-4	10	5	3	0	0	0	1	3	.300	1	1	0	0	.417	0	2	0-0	4	1	0	1.000
11 ROBINSSON Sofia..	.222	4-3	9	3	2	0	0	0	0	2	.222	2	0	1	0	.364	0	0	2-2	1	2	0	1.000
8 JONSSON Maria.....	.100	4-4	10	1	1	0	0	0	3	2	.200	2	0	2	0	.250	0	0	0-0	27	1	1	.966
4 BERGSTROM Malin..	.000	4-4	7	3	0	0	0	0	1	0	.000	3	1	4	0	.364	0	0	0-0	3	1	0	1.000

46 HERMANSSON Sanna.	.400	2-2	5	0	2	0	0	0	0	2	.400	0	0	2	0	.400	0	0	0-0	4	1	4	.556
14 LINDVALL Angelica	.333	4-2	3	0	1	0	0	0	1	1	.333	2	0	1	0	.600	0	0	0-0	1	0	0	1.000
13 STENSRUD Asa.....	.000	1-1	3	0	0	0	0	0	0	0	.000	0	0	2	0	.000	0	0	0-0	0	0	1	.000
3 ANDERSON Nathalie	.000	2-1	2	0	0	0	0	0	0	0	.000	0	0	0	0	.000	0	0	0-0	0	0	0	.000
Totals.....	.291	4-4	86	27	25	3	1	0	19	30	.349	22	4	14	0	.455	0	4	10-10	69	15	12	.875
Opponents.....	.110	4-4	82	6	9	1	0	0	2	10	.122	3	0	47	0	.141	0	2	4-5	63	27	7	.928

LOB - Team (26), Opp (12). DPs turned - Team (0), Opp (2). IBB - Team (1), ROBINSSON 1.

(All games Sorted by Earned run avg)

Player	ERA	W-L	APP	GS	CG	SHO/CBO	SV	IP	H	R	ER	BB	SO	2B	3B	HR	AB	B/Avg	WP	HBP	BK	SFA	SHA
12 BROWN Rachel.....	0.00	4-0	4	4	3	2/0	0	20.0	7	4	0	1	43	0	0	0	71	.099	0	0	0	0	2

36 MOHLEN Priya.....	4.67	0-0	1	0	0	0/0	1	3.0	2	2	2	2	4	1	0	0	11	.182	1	0	0	0	0
Totals.....	0.61	4-0	4	4	3	2/0	1	23.0	9	6	2	3	47	1	0	0	82	.110	1	0	0	0	2
Opponents.....	5.33	0-4	4	4	1	0/0	0	21.0	25	27	16	22	14	3	1	0	86	.291	7	4	0	0	4

PB - Team (1), JONSSON 1, Opp (8). SBA/ATT - BROWN (4-5), GRANATH (2-3), JONSSON (2-2).

European Cup Women B 2012
Overall Statistics for SKOVDE SAINTS BSK (as of Aug 22, 2012)
(All games Sorted by Fielding pct)

Player	C	PO	A	E	FLD%	Dps	SBA	CSB	SBA%	PB	CI
36 MOHLEN Priya.....	5	4	1	0	1.000	0	0	0	---	0	0
4 BERGSTROM Malin..	4	3	1	0	1.000	0	0	0	---	0	0
12 BROWN Rachel.....	4	0	4	0	1.000	0	4	1	.800	0	0
11 ROBINSSON Sofia..	3	1	2	0	1.000	0	0	0	---	0	0
14 LINDVALL Angelica	1	1	0	0	1.000	0	0	0	---	0	0
8 JONSSON Maria.....	29	27	1	1	.966	0	2	0	1.000	1	0
10 GRANATH Tess.....	32	25	3	4	.875	0	2	1	.667	0	0
9 GALLAGHER Diane..	5	2	2	1	.800	0	0	0	---	0	0
21 BERGSTROM Maria..	3	2	0	1	.667	0	0	0	---	0	0
46 HERMANSSON Sanna.	9	4	1	4	.556	0	0	0	---	0	0
13 STENSRUD Asa.....	1	0	0	1	.000	0	0	0	---	0	0
3 ANDERSON Nathalie	0	0	0	0	.000	0	0	0	---	0	0
Totals.....	96	69	15	12	.875	0	4	1	.800	1	0
Opponents.....	97	63	27	7	.928	2	10	0	1.000	8	0

Hitting minimums - 1 Games 2.5 TPA/Game
Pitching minimums - 1 Games 2.1 IP/Game



European Cup Women B

Ostrava (Czech Republic) - August 20th / 25th, 2012



Teams' Stats

Szotska Brzeg

POL

European Cup Women B 2012
Overall Statistics for MKS SZOSTKA BRZEG (as of Aug 22, 2012)
(All games Sorted by Batting avg)

record: 0-4

Player	AVG	GP-GS	AB	R	H	2B	3B	HR	RBI	TB	SLG%	BB	HBP	SO	GDP	OB%	SF	SH	SB-ATT	PO	A	E	FLD%
3 CHRZASZCZ Monika.	.333	4-4	9	2	3	0	0	0	1	3	.333	2	0	3	0	.417	1	0	2-2	15	2	1	.944
9 PODGORSKA Magdale	.222	4-4	9	3	2	0	1	0	1	4	.444	2	0	3	0	.364	0	0	1-1	4	0	1	.800
10 WYRWAS Natalia...	.200	4-4	10	2	2	0	0	1	4	5	.500	1	1	1	0	.333	0	0	0-0	4	4	3	.727
7 SNIIEC Daria.....	.200	4-4	10	1	2	0	0	0	1	2	.200	1	0	4	0	.273	0	0	0-0	2	3	5	.500
8 MARECKA Paulina..	.143	4-4	7	1	1	0	0	0	2	1	.143	2	0	2	0	.300	1	0	0-0	19	2	2	.913
12 KRAWCZYK Anna....	.286	3-3	7	0	2	0	0	0	0	2	.286	1	0	2	0	.375	0	0	0-0	3	9	2	.857
17 NIEWIADOMSKA Alek	.143	4-4	7	1	1	0	0	0	0	1	.143	0	1	1	0	.250	0	0	1-1	4	4	6	.571
18 FLISOWSKA Adriann	.000	3-2	4	1	0	0	0	0	0	0	.000	0	0	1	0	.000	0	0	1-1	2	1	1	.750
11 KLUGIEWICZ Adrian	.000	3-3	4	0	0	0	0	0	0	0	.000	0	0	2	0	.000	0	1	0-0	2	2	2	.667
19 GRZANOWSKA Malgor	.000	3-3	3	0	0	0	0	0	0	0	.000	0	0	3	0	.000	0	0	0-0	0	0	0	.000
13 CHOJNACKA Pamela.	.000	3-2	3	0	0	0	0	0	1	0	.000	0	0	3	0	.000	1	0	0-0	0	0	3	.000
2 KUROWSKA Patrycja	.000	3-1	2	1	0	0	0	0	0	0	.000	1	0	2	0	.333	0	0	2-2	7	0	1	.875
15 GORKA Alicia.....	.000	3-1	1	1	0	0	0	0	0	0	.000	1	0	0	0	.500	0	0	0-0	0	0	0	.000
5 CHRZASZCZ Ewa....	.000	1-0	1	1	0	0	0	0	0	0	.000	0	0	0	0	.000	0	0	2-2	0	0	0	.000
Totals.....	.169	4-4	77	14	13	0	1	1	10	18	.234	11	2	27	0	.280	3	1	9-9	62	27	27	.767
Opponents.....	.277	4-4	112	43	31	6	0	0	27	37	.330	16	2	12	0	.374	1	3	16-16	66	11	7	.917

LOB - Team (14), Opp (29). DPs turned - Team (2), Opp (4).

(All games Sorted by Earned run avg)

Player	ERA	W-L	APP	GS	CG	SHO/CBO	SV	IP	H	R	ER	BB	SO	2B	3B	HR	AB	B/Avg	WP	HBP	BK	SFA	SHA
10 WYRWAS Natalia...	3.91	0-3	3	3	2	0/0	0	14.1	23	26	8	5	9	6	0	0	77	.299	3	0	0	1	2
7 SNIIEC Daria.....	3.32	0-0	2	0	0	0/0	0	6.1	7	11	3	8	3	0	0	0	32	.219	3	2	0	0	1
19 GRZANOWSKA Malgor	99.00	0-1	1	1	0	0/0	0	0.0	1	6	2	3	0	0	0	0	3	.333	0	0	0	0	0
Totals.....	4.40	0-4	4	4	2	0/0	0	20.2	31	43	13	16	12	6	0	0	112	.277	6	2	0	1	3
Opponents.....	3.18	4-0	4	4	3	2/0	0	22.0	13	14	10	11	27	0	1	1	77	.169	0	2	0	3	1

PB - Team (9), CHRZASZCZ 8, MARECKA 1, Opp (5). SBA/ATT - CHRZASZCZ (11-11), WYRWAS (8-8), GRZANOWSKA (5-5), MARECKA (5-5), SNIIEC (3-3).

European Cup Women B 2012
Overall Statistics for MKS SZOSTKA BRZEG (as of Aug 22, 2012)
(All games Sorted by Fielding pct)

Player	C	PO	A	E	FLD%	Dps	SBA	CSB	SBA%	PB	CI
3 CHRZASZCZ Monika.	18	15	2	1	.944	0	11	0	1.000	8	0
8 MARECKA Paulina..	23	19	2	2	.913	1	5	0	1.000	1	0
2 KUROWSKA Patrycja	8	7	0	1	.875	1	0	0	---	0	0
12 KRAWCZYK Anna....	14	3	9	2	.857	0	0	0	---	0	0
9 PODGORSKA Magdale	5	4	0	1	.800	0	0	0	---	0	0
18 FLISOWSKA Adriann	4	2	1	1	.750	0	0	0	---	0	0
10 WYRWAS Natalia...	11	4	4	3	.727	2	8	0	1.000	0	0
11 KLUGIEWICZ Adrian	6	2	2	2	.667	0	0	0	---	0	0
17 NIEWIADOMSKA Alek	14	4	4	6	.571	1	0	0	---	0	0
7 SNIIEC Daria.....	10	2	3	5	.500	1	3	0	1.000	0	0
13 CHOJNACKA Pamela.	3	0	0	3	.000	0	0	0	---	0	0
5 CHRZASZCZ Ewa....	0	0	0	0	.000	0	0	0	---	0	0
15 GORKA Alicia.....	0	0	0	0	.000	0	0	0	---	0	0
19 GRZANOWSKA Malgor	0	0	0	0	.000	0	5	0	1.000	0	0
Totals.....	116	62	27	27	.767	2	16	0	1.000	9	0
Opponents.....	84	66	11	7	.917	4	9	0	1.000	5	0

Hitting minimums - 1 Games 2.5 TPA/Game
Pitching minimums - 1 Games 2.1 IP/Game



European Cup Women B

Ostrava (Czech Republic) - August 20th / 25th, 2012



Teams' Stats

	Trnava	SVK
--	---------------	------------

European Cup Women B 2012
Overall Statistics for TRNAVA PANTHERS (as of Aug 22, 2012)
(All games Sorted by Batting avg)

record: 2-2

Player	AVG	GP-GS	AB	R	H	2B	3B	HR	RBI	TB	SLG%	BB	HBP	SO	GDP	OB%	SF	SH	SB-ATT	PO	A	E	FLD%
20 CAMBALOVA Monika..	.400	4-4	10	6	4	0	0	0	2	4	.400	3	0	1	0	.538	0	0	1-1	8	8	2	.889
15 PETRIKOVA Linda..	.308	4-4	13	3	4	0	0	0	2	4	.308	0	0	2	0	.308	0	0	1-1	9	2	2	.846
9 BARTOVICOVA Dagma	.231	4-4	13	2	3	0	0	0	2	3	.231	0	0	3	0	.231	0	0	2-2	12	5	0	1.000
33 KOST'ALOVA Michae	.200	4-3	10	3	2	0	0	0	0	2	.200	0	1	1	0	.273	0	0	0-1	6	1	2	.778
6 HORVATHOVA Lenka..	.143	4-3	7	2	1	1	0	0	2	2	.286	2	0	2	0	.333	0	1	1-1	2	0	2	.500
11 MURINOVA Petra...	.100	4-4	10	1	1	0	0	0	2	1	.100	2	0	3	0	.250	0	0	0-0	5	3	0	1.000

13 PYTELOVA Katarina	.429	3-3	7	0	3	1	0	0	4	4	.571	1	0	0	0	.500	0	1	0-0	0	2	0	1.000
16 BIHARYOVA Sarah..	.286	3-3	7	2	2	0	0	0	2	2	.286	0	1	2	0	.375	0	0	1-1	14	0	1	.933
22 CAMBALOVA Lenka..	.250	3-2	8	3	2	0	0	0	0	2	.250	0	0	1	0	.250	0	0	1-1	5	0	2	.714
8 BEHULOVA Karolina	.143	4-3	7	0	1	0	0	0	0	1	.143	1	0	3	0	.250	0	0	0-1	0	2	1	.667
3 GUNISOVA Lenka...	.000	3-2	6	1	0	0	0	0	0	0	.000	1	0	2	0	.143	0	0	0-0	3	5	1	.889
73 ZAPALACOVA Domini	.000	4-4	2	0	0	0	0	0	0	0	.000	0	0	2	0	.000	0	0	0-0	2	2	0	1.000
12 FERANCOVA Laura..	.000	3-1	0	1	0	0	0	0	0	0	.000	0	0	0	0	.000	0	1	1-1	0	0	0	.000
Totals.....	.230	4-4	100	24	23	2	0	0	16	25	.250	10	2	22	0	.313	0	3	8-10	66	30	13	.881
Opponents.....	.244	4-4	86	26	21	3	1	1	20	29	.337	19	3	8	0	.384	4	1	6-7	66	35	22	.821

LOB - Team (25), Opp (21). DPs turned - Team (2). IBB - Team (0), Opp (4).

(All games Sorted by Earned run avg)

Player	ERA	W-L	APP	GS	CG	SHO/CBO	SV	IP	H	R	ER	BB	SO	2B	3B	HR	AB	B/Avg	WP	HBP	BK	SFA	SHA

13 PYTELOVA Katarina	0.95	2-0	2	1	1	1/0	0	7.1	2	1	1	1	3	0	0	0	26	.077	0	0	0	0	0
73 ZAPALACOVA Domini	7.00	0-1	2	2	0	0/0	0	7.0	8	11	7	10	3	1	0	0	28	.286	2	2	0	1	0
8 BEHULOVA Karolina	8.22	0-1	3	1	1	0/0	0	7.2	11	14	9	8	2	2	1	1	32	.344	2	1	0	3	1
Totals.....	5.41	2-2	4	4	2	1/0	0	22.0	21	26	17	19	8	3	1	1	86	.244	4	3	0	4	1
Opponents.....	1.27	2-2	4	4	2	1/0	0	22.0	23	24	4	10	22	2	0	0	100	.230	1	2	0	0	3

PB - Team (5), PETRIKOVA 5, Opp (5). SBA/ATT - PETRIKOVA (6-7), BEHULOVA (6-6), ZAPALACOVA (0-1).

European Cup Women B 2012
Overall Statistics for TRNAVA PANTHERS (as of Aug 22, 2012)
(All games Sorted by Fielding pct)

Player	C	PO	A	E	FLD%	Dps	SBA	CSB	SBA%	PB	CI
9 BARTOVICOVA Dagma	17	12	5	0	1.000	1	0	0	---	0	0
11 MURINOVA Petra...	8	5	3	0	1.000	0	0	0	---	0	0
73 ZAPALACOVA Domini	4	2	2	0	1.000	0	0	1	.000	0	0
13 PYTELOVA Katarina	2	0	2	0	1.000	0	0	0	---	0	0
16 BIHARYOVA Sarah..	15	14	0	1	.933	2	0	0	---	0	0
20 CAMBALOVA Monika..	18	8	8	2	.889	1	0	0	---	0	0
3 GUNISOVA Lenka...	9	3	5	1	.889	0	0	0	---	0	0
15 PETRIKOVA Linda..	13	9	2	2	.846	1	6	1	.857	5	0
33 KOST'ALOVA Michae	9	6	1	2	.778	0	0	0	---	0	0
22 CAMBALOVA Lenka..	7	5	0	2	.714	0	0	0	---	0	0
8 BEHULOVA Karolina	3	0	2	1	.667	0	6	0	1.000	0	0
6 HORVATHOVA Lenka..	4	2	0	2	.500	0	0	0	---	0	0
12 FERANCOVA Laura..	0	0	0	0	.000	0	0	0	---	0	0
Totals.....	109	66	30	13	.881	2	6	1	.857	5	0
Opponents.....	123	66	35	22	.821	0	8	2	.800	5	0

Hitting minimums - 1 Games 2.5 TPA/Game
Pitching minimums - 1 Games 2.1 IP/Game



European Cup Women B

Ostrava (Czech Republic) - August 20th / 25th, 2012



Teams' Stats

	United	DEN
---	---------------	------------

European Cup Women B 2012
Overall Statistics for UNITED (as of Aug 21, 2012)
(All games Sorted by Batting avg)



European Cup Women B

Ostrava (Czech Republic) - August 20th / 25th, 2012



Abbreviations

HITTING

2B	Doubles
3B	Triples
AB	At bats
AVG	Batting average
BB	Base on balls
GPD	Grounded into double plays
GP / GS	Games played / Games started
H	Base hits
HBP	Hit by pitch
HR	Home runs
IBB	Intentional base on balls
OB%	On base percentage
R	Runs scored
RBI	Runs batted in
SB / ATT	Stolen bases / Stolen bases attempts
SF	Sacrifice flies
SH	Sacrifice hits
SLG%	Slugging percentage
SO	Strikeouts
TB	Total bases

PITCHING

2B	Doubles allowed
3B	Triples allowed
AB	At bats
APP / GS	Appearances / Game starts
B/Avg	Opponent batting average
BB	Base on balls allowed
BF	Batters faced
IBB	Intentional base on balls allowed
BK	Balk
CG	Complete games
ER	Earned runs allowed
ERA	Earned run average
FO	Fly outs
GO	Ground outs
H	Hits allowed
HBP	Hit by pitch
HR	Home runs allowed
IP	Innings played
R	Runs allowed
SFA	Sacrifice flies allowed
SHA	Sacrifice hits allowed
SHO/CHO	Shutouts / Combination shutouts
SO	Strikeouts
SV	Saves
W/L	Wins/Losses
WP	Wild pitches

FIELDING

A	Assists
C	Chances
CI	Catcher's interference
CSB	Caught stealing by (pitcher and catcher)
DPs	Double plays participated in
E	Errors
FLD%	Fielding percentage
PB	Passed balls (catcher)
PO	Putouts
SBA	Stolen bases allowed (pitcher and catcher)
SBA%	Stolen bases against percentage (pitcher and catcher)

ANALYSIS STATISTICS

vs Left	Avg against left-handed pitchers
vs Right	Avg against right-handed pitchers
rch by leadoff	Avg when leading off an inning
with 2 outs	Avg when batting with 2 outs
w/runners on	Avg when batting with runners on base
w/bases empty	Avg when batting with bases empty
RBI ops	Avg when batting with runners on 2nd or 3rd base
Gnd out	Number of ground outs (includes SACs, but not errors)
Fly out	Number of fly outs (includes SFs, but not errors)
Fly / Gnd	Fly outs to ground outs ratio
pinch hitting	Avg as pinch hitter
with runners in scoring pos	Avg when batting with runners in scoring positions
w/rnr on 3rd and LT 2 outs	Avg when batting with runner on third base and less than 2 outs
with 2 outs	Avg when batting with 2 outs
2 out rbi	Runs batted in with 2 outs
success advancing rnr	Success advancing runners
#rnr adv w/out	Number of times batter made an out and advanced at least 1 runner
rnr lob	Number of runners left on base by last batter of inning
rch err	Reach first base on error
rch fc	Reach first base on fielder's choice
kl	Strikeouts look