



# European Cup Women B

Ostrava (Czech Republic) - August 20<sup>th</sup> / 25<sup>th</sup>, 2012



**Daily Report 3**  
21<sup>st</sup> August 2012



# European Cup Women B

Ostrava (Czech Republic) - August 20<sup>th</sup> / 25<sup>th</sup>, 2012



## Schedule

Game	At time	Field	Group	Home team	Visiting team	Final Score	Inn
<b>Monday 20th August</b>							
1	10:00	Ostrava 2	A	Trnava (SVK)	Princ (CRO)	7 - 0	5
2	12:30	Ostrava 1	B	Eagles (SUI)	Ladonas (GRE)	7 - 0	5
3	12:30	Ostrava 2	A	London Angels (GBR)	Szostka Brzeg (POL)	8 - 1	6
4	15:00	Ostrava 1	B	United (DEN)	Les Comanches (FRA)	5 - 2	
5	15:00	Ostrava 2	A	Skovde (SWE)	Trnava (SVK)	7 - 0	5
6	18:00	Ostrava 1	B	Ostrava (CZE)	Ladonas (GRE)	16 - 1	3
<b>Tuesday 21st August</b>							
7	10:00	Ostrava 1	A	Skovde (SWE)	London Angels (GBR)	4 - 2	
8	10:00	Ostrava 2	A	Trnava (SVK)	Szostka Brzeg (POL)	16 - 13	
9	12:30	Ostrava 1	B	Ostrava (CZE)	Eagles (SUI)	1 - 7	
10	14:30	Ostrava 2	B	Ladonas (GRE)	United (DEN)	0 - 2	
11	15:00	Ostrava 1	A	Princ (CRO)	London Angels (GBR)	3 - 7	
12	17:00	Ostrava 2	A	Szostka Brzeg (POL)	Skovde (SWE)	0 - 10	4
13	18:00	Ostrava 1	B	Les Comanches (FRA)	Ostrava (CZE)	10 - 3	5
<b>Wednesday 22nd August</b>							
14	10:00	Ostrava 1	B	Ladonas (GRE)	Les Comanches (FRA)	-	
15	10:00	Ostrava 2	A	Princ (CRO)	Skovde (SWE)	-	
16	12:00	Ostrava 1	B	Eagles (SUI)	United (DEN)	-	
17	12:30	Ostrava 2	A	London Angels (GBR)	Trnava (SVK)	-	
18	15:30	Ostrava 1	A	Szostka Brzeg (POL)	Princ (CRO)	-	
19	17:30	Ostrava 2	B	Les Comanches (FRA)	Eagles (SUI)	-	
20	18:00	Ostrava 1	B	United (DEN)	Ostrava (CZE)	-	
<b>Thursday 23rd August</b>							
21	09:30	Ostrava 1	C	::: X2 :::	::: W3 :::	-	
22	09:30	Ostrava 2	C	::: X3 :::	::: W2 :::	-	
23	12:00	Ostrava 1	D	::: W5 :::	::: X5 :::	-	
24	12:00	Ostrava 2	D	::: W4 :::	::: X4 :::	-	
25	14:30	Ostrava 1	C	::: X1 :::	::: W2 :::	-	
26	14:30	Ostrava 2	C	::: X2 :::	::: W1 :::	-	
27	17:00	Ostrava 2	C	::: W3 :::	::: X3 :::	-	
28	18:00	Ostrava 1	C	::: W1 :::	::: X1 :::	-	
<b>Friday 24th August</b>							
29	10:00	Ostrava 1	C	::: W1 :::	::: X3 :::	-	
30	10:00	Ostrava 2	C	::: X1 :::	::: W3 :::	-	
31	12:30	Ostrava 1	C	::: W2 :::	::: X2 :::	-	
32	12:30	Ostrava 2	D	::: X5 :::	::: W4 :::	-	
33	15:00	Ostrava 2	D	::: X4 :::	::: W5 :::	-	
34	16:00	Ostrava 1	P	::: Y3 :::	::: Y4 :::	-	
35	18:30	Ostrava 1	P	::: Y1 :::	::: Y2 :::	-	
<b>Saturday 25th August</b>							
36	11:00	Ostrava 1	P	::: LOSER 35 :::	::: WINNER 34 :::	-	



# European Cup Women B

Ostrava (Czech Republic) - August 20<sup>th</sup> / 25<sup>th</sup>, 2012








37 17:00

Ostrava 1






P

::: WINNER 35 :::  -  ::: WINNER 36 ::: -







## Standing Pool A

Pos	Team	GP	WO	LO	AVG	GB
1	 Skovde (SWE)	3	3	0	<b>1000</b>	0
2	 London Angels (GBR)	3	2	1	<b>667</b>	1
3	 Trnava (SVK)	3	2	1	<b>667</b>	1
4	 Princ (CRO)	2	0	2	<b>0</b>	2.5
5	 Szostka Brzeg (POL)	3	0	3	<b>0</b>	3





## Standing Pool B

Pos	Team	GP	WO	LO	AVG	GB
1	 Eagles (SUI)	2	2	0	<b>1000</b>	0
2	 United (DEN)	2	2	0	<b>1000</b>	0
3	 Les Comanches (FRA)	2	1	1	<b>500</b>	1
4	 Ostrava (CZE)	3	1	2	<b>333</b>	1.5
5	 Ladonas (GRE)	3	0	3	<b>0</b>	2.5

## Standing Pool C (1 - 6)

Pos	Team	GP	WO	LO	AVG	GB
1	 ::: W1 :::	0	0	0	<b>0</b>	0
2	 ::: W2 :::	0	0	0	<b>0</b>	0
3	 ::: W3 :::	0	0	0	<b>0</b>	0
4	 ::: X1 :::	0	0	0	<b>0</b>	0
5	 ::: X2 :::	0	0	0	<b>0</b>	0
6	 ::: X3 :::	0	0	0	<b>0</b>	0

## Standing Pool D (7 - 10)

Pos	Team	GP	WO	LO	AVG	GB
1	 ::: W4 :::	0	0	0	<b>0</b>	0
2	 ::: W5 :::	0	0	0	<b>0</b>	0
3	 ::: X4 :::	0	0	0	<b>0</b>	0
4	 ::: X5 :::	0	0	0	<b>0</b>	0



# European Cup Women B

Ostrava (Czech Republic) - August 20<sup>th</sup> / 25<sup>th</sup>, 2012



## Game Summary 7



### Skovde (SWE) – London Angels (GBR)



SKOVDE SAINTS BSK 4, LONDON ANGELS 2 (Aug 21, 2012 at Ostrava)

LONDON ANGELS..... 101 000 0 - 2 2 0  
SKOVDE SAINTS BSK... 002 101 X - 4 9 3

European Cup Women B 2012  
SKOVDE SAINTS BSK 4 (2-0), LONDON ANGELS 2 (1-1) - Composite Box Score  
Aug 21, 2012 at Ostrava (Ostrava 1)

#### LONDON ANGELS 2 (1-1)

Player	AB	R	H	BI	2B	3B	HR	BB	SB	CS	HP	SH	SF	SO	IBB	KL	GDP	PO	A	E
JUHANT 3b	3	1	0	0	0	0	0	0	2	0	0	0	0	2	0	0	0	0	3	0
KESWICK 2b	3	1	0	0	0	0	0	0	0	0	0	0	0	2	0	0	0	3	2	0
MARSHALL dh/p	3	0	0	0	0	0	0	0	0	0	0	0	0	2	0	0	0	0	2	0
STILLSON c	3	0	1	0	0	0	0	0	0	0	0	0	0	1	0	0	0	4	0	0
HEADLEY-COOP cf	2	0	0	0	0	0	0	0	0	0	1	0	2	0	0	0	0	0	0	0
PAVLOVA ss	3	0	1	0	0	0	0	0	0	0	0	0	1	0	0	0	0	3	0	0
ZURSCHMITTEN 1b	3	0	0	0	0	0	0	0	0	0	0	0	0	2	0	0	0	6	0	0
TRAYKOVA lf	3	0	0	0	0	0	0	0	0	0	0	0	2	0	0	0	0	1	0	0
MACLEOD rf	1	0	0	0	0	0	0	0	0	0	0	0	0	0	0	0	0	0	0	0
WHITLEY rf	1	0	0	0	0	0	0	0	0	0	0	0	1	0	0	0	0	0	0	0
VAN DER HULS p	0	0	0	0	0	0	0	0	0	0	0	0	0	0	0	0	0	1	2	0
Totals.....	25	2	2	0	0	0	0	0	2	0	0	1	0	15	0	0	0	18	9	0

#### SKOVDE SAINTS BSK 4 (2-0)

Player	AB	R	H	BI	2B	3B	HR	BB	SB	CS	HP	SH	SF	SO	IBB	KL	GDP	PO	A	E
GALLAGHER lf/3b	2	1	1	0	0	0	0	2	0	0	0	0	0	0	0	0	0	0	0	0
BERGSTROMMAR cf	2	1	1	0	0	0	0	0	0	0	1	1	0	0	0	0	0	1	0	0
MOHLEN ss	3	1	1	0	0	0	0	0	0	0	1	0	0	0	0	0	0	2	0	0
GRANATH 1b	4	0	3	2	0	0	0	0	0	0	0	0	0	0	0	0	0	1	1	0
JONSSON c	3	1	0	0	0	0	0	1	0	0	0	0	0	2	0	0	0	15	0	0
BROWN p	3	0	1	2	1	0	0	0	0	0	0	0	0	0	0	0	0	0	1	0
BERGSTROMMAL 2b	2	0	0	0	0	0	0	1	0	0	0	0	0	1	0	0	0	2	0	0
HERMANSSON 3b	3	0	2	0	0	0	0	0	0	0	0	0	0	0	0	0	0	0	0	3
LINDVALL lf	0	0	0	0	0	0	0	0	0	0	0	0	0	0	0	0	0	0	0	0
ANDERSONN rf	2	0	0	0	0	0	0	0	0	0	0	0	0	0	0	0	0	0	0	0
ROBINSSON ph	1	0	0	0	0	0	0	0	0	0	0	0	1	0	1	0	0	0	0	0
Totals.....	25	4	9	4	1	0	0	4	0	0	1	2	0	4	0	1	0	21	2	3

LONDON ANGELS	IP	H	R	ER	BB	SO	WP	HB	BK	IBB	SH	SF	CI	2B	3B	HR	AB	BF	FO	GO
VAN DER HULS L,1-1	3.2	5	2	2	1	3	0	0	0	0	2	0	0	0	0	0	14	17	3	5
MARSHALL	2.1	4	2	2	3	1	0	1	0	0	0	0	0	1	0	0	11	15	2	4

SKOVDE SAINTS BSK	IP	H	R	ER	BB	SO	WP	HB	BK	IBB	SH	SF	CI	2B	3B	HR	AB	BF	FO	GO
BROWN W,2-0	7.0	2	2	0	0	15	0	0	0	0	1	0	0	0	0	0	25	26	5	2

Umpires - HP: PLUTARSKI Tomasz 1B: HARKARIK Martin 3B: KASPERCIK Pavel  
Scorers: PALKOVICOVA Vendula, KUCKORA Romana, DUIN Dennis  
UIC: LOGGEN Bert  
TC: JENNINGS Mike

Start: 10:00 Time: 1:36 Attendance: 15

Weather: Overcast  
Game notes:



# European Cup Women B

Ostrava (Czech Republic) - August 20<sup>th</sup> / 25<sup>th</sup>, 2012



## Game Summary 8



Trnava (SVK) – Szotska Brzeg (POL)



TRNAVA PANTHERS 16, MKS SZOSTKA BRZEG 13 (Aug 21, 2012 at Ostrava)

MKS SZOSTKA BRZEG... 107 041 0 - 13 5 13 (2-1)  
TRNAVA PANTHERS..... 390 400 X - 16 9 6 (0-2)

European Cup Women B 2012

TRNAVA PANTHERS 16 (0-2), MKS SZOSTKA BRZEG 13 (2-1) - Composite Box Score  
Aug 21, 2012 at Ostrava (Ostrava 1)

### MKS SZOSTKA BRZEG 13 (2-1)

Player	AB	R	H	BI	2B	3B	HR	BB	SB	CS	HP	SH	SF	SO	IBB	KL	GDP	PO	A	E
PODGORSKA lf/cf	3	2	1	1	0	0	0	2	0	0	0	0	0	0	0	0	0	1	0	0
CHRZASZCZM c	2	2	0	1	0	0	0	2	0	0	0	0	1	0	0	0	0	4	1	0
WYRWAS p/cf	4	2	2	3	0	0	1	0	0	0	1	0	0	0	0	0	0	1	1	1
SNIEC cf/p	3	1	1	1	0	0	0	1	0	0	0	0	0	1	0	1	0	1	1	3
MARECKA 2b/1b	1	1	0	2	0	0	0	2	0	0	0	0	1	0	0	0	0	6	0	2
KRAWCZYK 3b	3	0	0	0	0	0	0	1	0	0	0	0	0	1	0	0	0	2	3	1
GORKA pr	0	1	0	0	0	0	0	0	0	0	0	0	0	0	0	0	0	0	0	0
NIEWIADOMSKA ss/lf	2	1	1	0	0	0	0	0	1	0	1	0	0	0	0	0	0	0	1	1
CHRZASZCZE pr/ss	1	1	0	0	0	0	0	2	0	0	0	0	0	0	0	0	0	0	0	0
FLISOWSKA dh	3	1	0	0	0	0	0	0	1	0	0	0	0	0	0	0	0	0	0	0
CHOJNACKA 1b	1	0	0	1	0	0	0	0	0	0	0	0	1	1	0	1	0	0	0	3
KUROWSKA 2b	1	1	0	0	0	0	0	1	2	0	0	0	0	1	0	0	0	2	0	1
KLUGIEWICZ rf/ss	1	0	0	0	0	0	0	0	0	0	0	0	0	0	0	0	0	1	2	1
Totals.....	25	13	5	9	0	0	1	9	6	0	2	0	3	4	0	2	0	18	9	13

### TRNAVA PANTHERS 16 (0-2)

Player	AB	R	H	BI	2B	3B	HR	BB	SB	CS	HP	SH	SF	SO	IBB	KL	GDP	PO	A	E
MURINOVA cf/ph	3	1	1	1	0	0	0	1	0	0	0	0	0	0	0	0	0	1	0	0
FERANCOVA pr/2b	0	1	0	0	0	0	0	0	1	0	0	1	0	0	0	0	0	0	0	0
CAMBALOVAM ss	3	3	1	2	0	0	0	2	1	0	0	0	0	0	0	0	0	1	1	0
BARTOVICOVA 3b	5	2	0	0	0	0	0	0	0	0	0	0	0	0	0	0	0	4	0	0
PETRIKOVA c	5	2	1	1	0	0	0	0	0	0	0	0	0	1	0	0	0	4	1	1
PYTELOVA dh/p	3	0	2	3	1	0	0	0	0	0	0	0	0	0	0	0	0	0	1	0
GUNISOVA dh	2	1	0	0	0	0	0	0	0	0	0	0	0	0	0	0	0	0	0	0
BIHARYOVA 1b	5	1	2	2	0	0	0	0	1	0	0	0	0	0	0	0	0	2	0	1
HORVATHOVA lf/cf	4	0	0	2	0	0	0	1	0	0	0	0	0	0	0	0	0	1	0	1
CAMBALOVAL rf	5	3	2	0	0	0	0	0	1	0	0	0	0	0	0	0	0	4	0	2
KOST'ALOVA 2b/lf	5	2	0	0	0	0	0	0	0	0	0	0	0	1	0	0	0	4	0	1
ZAPALACOVA p	0	0	0	0	0	0	0	0	0	0	0	0	0	0	0	0	0	0	0	0
BEHULOVA p	0	0	0	0	0	0	0	0	0	0	0	0	0	0	0	0	0	0	0	0
Totals.....	40	16	9	11	1	0	0	4	4	0	0	1	0	2	0	0	0	21	3	6

MKS SZOSTKA BRZEG	IP	H	R	ER	BB	SO	WP	HB	BK	IBB	SH	SF	CI	2B	3B	HR	AB	BF	FO	GO
WYRWAS L,0-2	3.2	5	9	0	2	1	0	0	0	0	0	0	0	1	0	0	23	25	7	2
SNIEC	2.1	4	7	1	2	1	0	0	0	0	1	0	0	0	0	0	17	20	3	3
TRNAVA PANTHERS	IP	H	R	ER	BB	SO	WP	HB	BK	IBB	SH	SF	CI	2B	3B	HR	AB	BF	FO	GO
ZAPALACOVA	2.0	2	5	4	5	2	0	1	0	0	0	0	0	0	0	0	7	13	3	0
BEHULOVA	2.2	3	7	4	3	0	0	1	0	0	0	3	0	0	0	1	10	17	8	0
PYTELOVA W,2-0	2.1	0	1	1	1	2	0	0	0	0	0	0	0	0	0	0	8	9	4	1

Umpires - HP: PETERSON Raymond 1B: MILGROM Benjamin 3B: UTZIG Beate  
SCORERS: KOUSKOVA Natalie; GOTTUALDOVA Tereza; BATTISTELLA Marco  
TC: JENNINGS Mike; STADHOUDERS Carolien

Start: 10:00 Time: 2:40 Attendance: 15

Weather: Partial Cloudy

Game notes:

ZAPALACOVA faced 4 batters in the 3rd.



# European Cup Women B

Ostrava (Czech Republic) - August 20<sup>th</sup> / 25<sup>th</sup>, 2012



## Game Summary 9



### Ostrava (CZE) – Eagles (SUI)



LUCERNE EAGLES 7, ARROWS OSTRAVA 1 (Aug 21, 2012 at Ostrava)

```

-----
LUCERNE EAGLES..... 100 060 0 - 7 8 1      (2-0)
ARROWS OSTRAVA..... 100 000 0 - 1 6 1      (1-1)
-----

```

European Cup Women B 2012  
 LUCERNE EAGLES 7 (2-0), ARROWS OSTRAVA 1 (1-1) - Composite Box Score  
 Aug 21, 2012 at Ostrava (Ostrava 1)

#### LUCERNE EAGLES 7 (2-0)

Player	AB	R	H	BI	2B	3B	HR	BB	SB	CS	HP	SH	SF	SO	IBB	KL	GDP	PO	A	E
CASPARIS ss	3	1	0	0	0	0	0	0	1	0	1	0	0	1	0	0	0	5	0	0
NOVAK cf	4	1	1	2	1	0	0	0	0	0	0	0	0	0	0	0	0	0	0	0
GLOUKOFF 3b	4	1	1	2	0	1	0	0	0	0	0	0	0	0	0	0	0	1	0	0
REYLAND p	4	1	2	2	0	0	0	0	0	0	0	0	0	1	0	1	0	0	3	0
SIMITOVIC 2b	4	0	0	0	0	0	0	0	1	0	0	0	0	1	0	1	0	2	1	1
ROBINSON 1b	4	0	1	1	0	0	0	0	0	0	0	0	0	0	0	0	0	5	0	0
ROLLI c	1	1	1	0	1	0	0	1	1	0	1	0	0	0	0	0	0	8	2	0
SULLIVAN rf	3	1	1	0	0	0	0	0	0	0	0	0	0	2	0	1	0	0	0	0
WINKLER lf	3	1	1	0	0	0	0	0	0	0	0	0	0	0	0	0	0	0	0	0
Totals.....	30	7	8	7	2	1	0	1	3	0	2	0	0	5	0	3	0	21	6	1

#### ARROWS OSTRAVA 1 (1-1)

Player	AB	R	H	BI	2B	3B	HR	BB	SB	CS	HP	SH	SF	SO	IBB	KL	GDP	PO	A	E
SKOPCOVA ss	3	0	1	0	0	0	0	0	0	1	0	0	0	1	0	0	0	1	1	0
MIKESKOVA p	3	0	2	0	0	0	0	0	0	0	0	0	0	0	0	0	0	1	0	0
GRZESCZAK p	0	0	0	0	0	0	0	0	0	0	0	0	0	0	0	0	0	0	0	0
VITKOVA 2b	3	1	0	0	0	0	0	0	1	0	0	0	0	0	0	0	0	0	4	0
KOLAROVA c	2	0	1	1	0	0	0	0	0	0	0	0	0	0	0	0	0	3	0	0
PEICHOVA c	1	0	0	0	0	0	0	0	0	0	0	0	0	1	0	0	0	2	0	0
RYNIAK lf	3	0	1	0	0	0	0	0	0	1	0	0	0	1	0	1	0	1	0	0
SINDLEROVA 1b	3	0	0	0	0	0	0	0	0	0	0	0	0	1	0	0	0	8	0	0
BELUNKOVA 3b	3	0	0	0	0	0	0	0	0	0	0	0	0	0	0	0	0	3	1	1
DAVIDOVA rf	3	0	1	0	0	0	0	0	0	0	0	0	0	1	0	0	0	1	0	0
TESLIKOVA cf	2	0	0	0	0	0	0	0	0	0	0	0	0	2	0	0	0	1	0	0
Totals.....	26	1	6	1	0	0	0	0	1	2	0	0	0	7	0	1	0	21	6	1

LUCERNE EAGLES	IP	H	R	ER	BB	SO	WP	HB	BK	IBB	SH	SF	CI	2B	3B	HR	AB	BF	FO	GO
REYLAND W,2-0	7.0	6	1	1	0	7	0	0	0	0	0	0	0	0	0	0	26	26	9	3

ARROWS OSTRAVA	IP	H	R	ER	BB	SO	WP	HB	BK	IBB	SH	SF	CI	2B	3B	HR	AB	BF	FO	GO
MIKESKOVA L,0-1	6.0	3	3	3	1	4	0	1	0	0	0	0	0	1	0	0	21	23	8	6
GRZESCZAK	1.0	5	4	4	0	1	0	1	0	0	0	0	0	1	1	0	9	10	1	1

Umpires - HP: SANDHU Jes 1B: MAGDALENIC Alen 3B: KOVACEVIC Robert  
 Scorers- PALKOVICOVA Vendula, KUCKORA Romana, DUIN Dennis  
 UIC- LOGGEN Bert  
 TC- JENNINGS Mike

Start: 12:30 Time: 1:49 Attendance: 25

Weather: Cloudy

Game notes:

MIKESKOVA faced 2 batters in the 5th.



# European Cup Women B

Ostrava (Czech Republic) - August 20<sup>th</sup> / 25<sup>th</sup>, 2012



## Game Summary 10



### Ladonas (GRE) – United (DEN)



UNITED 2, A.S. LADONAS 0 (Aug 21, 2012 at Ostrava)

```

-----
UNITED..... 101 000 0 - 2 5 1      (2-0)
A.S. LADONAS..... 000 000 0 - 0 3 3      (0-3)
-----

```

European Cup Women B 2012  
UNITED 2 (2-0), A.S. LADONAS 0 (0-3) - Composite Box Score  
Aug 21, 2012 at Ostrava (Ostrava 2)

#### UNITED 2 (2-0)

Player	AB	R	H	BI	2B	3B	HR	BB	SB	CS	HP	SH	SF	SO	IBB	KL	GDP	PO	A	E
GILHOJ c	3	1	2	0	1	0	0	1	0	1	0	0	0	0	0	0	0	13	0	0
HOGH lf	4	0	2	1	0	0	0	0	0	0	0	0	0	0	0	0	0	0	0	0
CANTOR 1b	3	0	0	0	0	0	0	1	0	0	0	0	0	0	0	0	0	7	0	0
MILLWOOD p	3	0	0	0	0	0	0	0	0	0	0	0	0	1	0	0	0	0	3	0
LORENTZEN 2b	3	0	0	0	0	0	0	0	0	0	0	0	0	1	0	1	0	0	2	0
MELISSANT ss	3	0	1	0	0	0	0	0	0	0	0	0	0	0	0	0	0	1	1	1
KARLSEN cf	3	0	0	0	0	0	0	0	0	0	0	0	0	0	0	0	0	0	0	0
ASBAEK rf	3	0	0	0	0	0	0	0	0	0	0	0	0	0	0	0	0	0	0	0
KRAGH 3b	3	1	0	0	0	0	0	0	0	0	0	0	0	0	0	0	0	0	0	0
Totals.....	28	2	5	1	1	0	0	2	0	1	0	0	0	2	0	1	0	21	6	1

#### A.S. LADONAS 0 (0-3)

Player	AB	R	H	BI	2B	3B	HR	BB	SB	CS	HP	SH	SF	SO	IBB	KL	GDP	PO	A	E
HUMERCA cf	3	0	0	0	0	0	0	0	0	0	0	0	0	1	0	0	0	2	0	0
CHATZIGEOROP 1b	3	0	2	0	0	0	0	0	1	0	0	0	0	0	0	0	0	9	0	0
HAVELKA c	2	0	0	0	0	0	0	1	0	0	0	0	0	1	0	0	0	2	1	0
KOUSOULOU p	3	0	0	0	0	0	0	0	0	0	0	0	0	1	0	1	0	1	1	1
PAGOULATOU 3b	2	0	0	0	0	0	0	0	0	0	0	0	0	2	0	0	0	1	1	1
GOLICNIK 3b	1	0	0	0	0	0	0	0	0	0	0	0	0	0	0	0	0	1	1	0
ANTONAKI 2b	2	0	0	0	0	0	0	1	0	0	0	0	0	1	0	0	0	0	2	0
KALADOUKA ss	3	0	1	0	0	0	0	0	1	0	0	0	0	1	0	0	0	4	1	1
LIOSI rf	3	0	0	0	0	0	0	0	0	0	0	0	0	3	0	1	0	0	0	0
PADOVA lf	3	0	0	0	0	0	0	0	0	0	0	0	0	1	0	0	0	1	0	0
Totals.....	25	0	3	0	0	0	0	2	2	0	0	0	0	11	0	2	0	21	7	3

UNITED	IP	H	R	ER	BB	SO	WP	HB	BK	IBB	SH	SF	CI	2B	3B	HR	AB	BF	FO	GO
MILLWOOD W,2-0	7.0	3	0	0	2	11	0	0	0	0	0	0	0	0	0	0	25	27	3	7
A.S. LADONAS	IP	H	R	ER	BB	SO	WP	HB	BK	IBB	SH	SF	CI	2B	3B	HR	AB	BF	FO	GO
KOUSOULOU L,0-3	7.0	5	2	1	2	2	1	0	0	0	0	0	0	1	0	0	28	30	9	9

Umpires - HP: UTZIG Beate 1B: V/D HOEVEN Gerrit-Je 3B: FIOR Dario  
SCRERS: PLOSKONKA Zdenek; KOUBKOVA Natalie; PALKOVICOVA Vendula  
TC: JENNINGS Mike; STADHOUNDERS Carolien

Start: 14:30 Time: 1:40 Attendance: 10

Weather: Partial Cloudy  
Game notes:



# European Cup Women B

Ostrava (Czech Republic) - August 20<sup>th</sup> / 25<sup>th</sup>, 2012



## Game Summary 11



### Princ (CRO) – London Angels (GBR)



LONDON ANGELS 7, PRINC ZAGREB 3 (Aug 21, 2012 at Ostrava)

```

LONDON ANGELS..... 000 501 1 - 7 6 2      (2-1)
PRINC ZAGREB..... 000 003 0 - 3 5 6      (0-2)

```

European Cup Women B 2012  
LONDON ANGELS 7 (2-1), PRINC ZAGREB 3 (0-2) - Composite Box Score  
Aug 21, 2012 at Ostrava (Ostrava 1)

#### LONDON ANGELS 7 (2-1)

Player	AB	R	H	BI	2B	3B	HR	BB	SB	CS	HP	SH	SF	SO	IBB	KL	GDP	PO	A	E
JUHANT 3b	3	0	0	0	0	0	0	1	0	0	0	0	0	0	1	0	0	0	1	0
KESWICK lf	4	0	0	0	0	0	0	0	0	0	0	0	0	1	0	1	0	1	0	0
MARSHALL lb	4	1	2	0	0	0	0	0	0	1	0	0	0	1	0	1	0	9	0	0
STILLSON c	4	2	3	0	1	0	0	0	0	0	0	0	0	0	0	0	0	6	3	0
PAVLOVA ss	2	0	0	0	0	0	0	0	0	0	1	1	0	0	0	0	0	1	1	2
HEADLEY-COOP cf	3	2	1	0	0	0	0	0	1	0	0	1	0	0	0	0	0	2	0	0
ZURSCHMITTEN rf	2	1	0	0	0	0	0	0	0	0	0	0	0	0	0	0	0	0	0	0
WHITLEY rf	2	0	0	0	0	0	0	0	0	0	0	0	0	1	0	0	0	1	0	0
BORISOVA 2b	4	1	0	1	0	0	0	0	0	0	0	0	0	3	0	2	0	1	4	0
VAN DER HULS p	0	0	0	0	0	0	0	2	0	0	0	1	0	0	0	0	0	0	2	0
TRAYKOVA pr	0	0	0	0	0	0	0	0	0	0	0	0	0	0	0	0	0	0	0	0
Totals.....	28	7	6	1	1	0	0	3	1	1	1	3	0	6	1	4	0	21	11	2

#### PRINC ZAGREB 3 (0-2)

Player	AB	R	H	BI	2B	3B	HR	BB	SB	CS	HP	SH	SF	SO	IBB	KL	GDP	PO	A	E
PRSKALO ss	2	1	0	0	0	0	0	1	0	0	0	0	0	1	0	0	0	1	3	2
BRKIC cf	3	1	0	0	0	0	0	0	0	0	0	0	0	0	0	0	0	2	0	1
KILLER c	3	1	1	2	0	1	0	0	0	0	0	0	0	0	0	0	0	7	1	0
CIZMIC POKRA 1b/3b	3	0	2	0	0	0	0	0	0	1	0	0	0	0	0	0	0	4	1	1
ZUPANIC 3b/p	3	0	0	0	0	0	0	0	0	0	0	0	0	1	0	0	0	2	4	1
VRANCIC 2b	3	0	1	0	0	0	0	0	0	1	0	0	0	2	0	1	0	2	0	0
KERANOVIC lf	3	0	1	0	0	0	0	0	0	0	0	0	0	1	0	0	0	0	0	0
HARAMINA p/lb	3	0	0	0	0	0	0	0	0	0	0	0	0	0	0	0	0	3	1	1
VALIDZIC dh	1	0	0	0	0	0	0	0	0	0	0	0	0	1	0	0	0	0	0	0
LAMPE rf/ph	1	0	0	0	0	0	0	0	0	0	0	0	0	1	0	1	0	0	0	0
Totals.....	25	3	5	2	0	1	0	1	0	2	0	0	0	7	0	2	0	21	10	6

LONDON ANGELS	IP	H	R	ER	BB	SO	WP	HB	BK	IBB	SH	SF	CI	2B	3B	HR	AB	BF	FO	GO
VAN DER HULS W,2-1	7.0	5	3	2	1	7	0	0	0	0	0	0	0	0	1	0	25	26	5	7

PRINC ZAGREB	IP	H	R	ER	BB	SO	WP	HB	BK	IBB	SH	SF	CI	2B	3B	HR	AB	BF	FO	GO
HARAMINA L,0-1	3.2	3	5	0	1	1	0	0	0	0	3	0	0	0	0	0	14	18	4	5
ZUPANIC	3.1	3	2	1	2	5	3	1	0	1	0	0	0	1	0	0	14	17	2	3

Umpires - HP: KASPERCIK Pavel 1B: PETERSON Raymond 3B: MILGROM Benjamin  
 Scorers- KUCKORA Romana, DUIN Dennis  
 UIC- LOGGEN Bert  
 TC- JENNINGS Mike

Start: 15:00 Time: 1:42 Attendance: 40

Weather: Overcast  
Game notes:





# European Cup Women B

Ostrava (Czech Republic) - August 20<sup>th</sup> / 25<sup>th</sup>, 2012



## Game Summary 12

Szostka Brzeg (POL) – Skovde (SWE)

SKOVDE SAINTS BSK 10, MKS SZOSTKA BRZEG 0 (Aug 21, 2012 at Ostrava)

SKOVDE SAINTS BSK...	6	11	2	-	10	4	1		(3-0)
MKS SZOSTKA BRZEG...	0	0	0	-	0	1	4		(0-3)

European Cup Women B 2012  
SKOVDE SAINTS BSK 10 (3-0), MKS SZOSTKA BRZEG 0 (0-3) - Composite Box Score  
Aug 21, 2012 at Ostrava (Ostrava 2)

### SKOVDE SAINTS BSK 10 (3-0)

Player	AB	R	H	BI	2B	3B	HR	BB	SB	CS	HP	SH	SF	SO	IBB	KL	GDP	PO	A	E
GALLAGHER lf	1	1	1	2	0	0	0	3	2	0	0	0	0	0	0	0	0	2	0	0
BERGSTROMMAR cf	3	1	0	0	0	0	0	1	1	0	0	0	0	1	0	0	0	0	0	1
MOHLEN ss	2	2	0	0	0	0	0	0	0	0	1	0	0	0	0	0	0	0	0	0
GRANATH c	3	1	1	0	0	0	0	0	1	0	0	0	0	0	0	0	0	7	0	0
ROBINSSON 3b	3	2	1	0	0	0	0	0	1	0	0	0	0	0	0	0	0	1	0	0
BROWN p	1	2	0	0	0	0	0	2	0	0	0	0	0	0	0	0	0	0	0	0
JONSSON 1b	2	0	0	1	0	0	0	1	0	0	0	0	0	0	0	0	0	1	0	0
BERGSTROMMAL 2b	2	1	0	1	0	0	0	0	0	0	1	0	0	1	0	0	0	0	1	0
LINDVALL rf	1	0	1	1	0	0	0	2	0	0	0	0	0	0	0	0	0	1	0	0
Totals.....	18	10	4	5	0	0	0	9	5	0	2	0	0	2	0	0	0	12	1	1

### MKS SZOSTKA BRZEG 0 (0-3)

Player	AB	R	H	BI	2B	3B	HR	BB	SB	CS	HP	SH	SF	SO	IBB	KL	GDP	PO	A	E
PODGORSKA lf	2	0	0	0	0	0	0	0	0	0	0	0	0	1	0	0	0	0	0	0
CHRZASZCZM 2b	2	0	1	0	0	0	0	0	1	0	0	0	0	0	0	0	0	2	0	0
WYRWAS ss	2	0	0	0	0	0	0	0	0	0	0	0	0	1	0	0	0	3	1	1
SNIEC cf/p	2	0	0	0	0	0	0	0	0	0	0	0	0	1	0	0	0	0	2	0
MARECKA c	2	0	0	0	0	0	0	0	0	0	0	0	0	1	0	0	0	1	2	0
NIEWIADOMSKA 3b	1	0	0	0	0	0	0	0	0	0	0	0	0	1	0	0	0	1	0	3
GRZANOWSKA p/cf	1	0	0	0	0	0	0	0	0	0	0	0	0	1	0	0	0	0	0	0
CHOJNACKA rf	1	0	0	0	0	0	0	0	0	0	0	0	0	1	0	0	0	0	0	0
GORKA dh	1	0	0	0	0	0	0	0	0	0	0	0	0	0	0	0	0	0	0	0
KUROWSKA 1b	0	0	0	0	0	0	0	0	0	0	0	0	0	0	0	0	0	5	0	0
Totals.....	14	0	1	0	0	0	0	0	1	0	0	0	0	7	0	0	0	12	5	4

SKOVDE SAINTS BSK	IP	H	R	ER	BB	SO	WP	HB	BK	IBB	SH	SF	CI	2B	3B	HR	AB	BF	FO	GO
BROWN W,3-0	4.0	1	0	0	0	7	0	0	0	0	0	0	0	0	0	0	14	14	4	1
MKS SZOSTKA BRZEG	IP	H	R	ER	BB	SO	WP	HB	BK	IBB	SH	SF	CI	2B	3B	HR	AB	BF	FO	GO
GRZANOWSKA L,0-1	0.0	1	6	2	3	0	0	0	0	0	0	0	0	0	0	0	3	6	0	0
SNIEC	4.0	3	4	2	6	2	3	2	0	0	0	0	0	0	0	0	15	23	6	3

Umpires - HP: HARKARIK Martin 1B: SANDHU Jes 3B: V/D HOEVEN Gerrit-Ja  
SCORERS:PLOSKONKA Zdenek;  
TC: JENNINGS Mike;

Start: 17:00 Time: 1;01 Attendance: 10

Weather: Cloudy

Game notes:

GRZANOWSKA faced 6 batters in the 1st.



# European Cup Women B

Ostrava (Czech Republic) - August 20<sup>th</sup> / 25<sup>th</sup>, 2012



## Game Summary 13



### Les Comanches (FRA) – Ostrava (CZE)



LES COMANCHES 10, ARROWS OSTRAVA 3 (Aug 21, 2012 at Ostrava)

```

-----
ARROWS OSTRAVA..... 101 10 - 3 4 4      (1-2)
LES COMANCHES..... 403 03 - 10 11 1     (1-1)
-----

```

European Cup Women B 2012  
LES COMANCHES 10 (1-1), ARROWS OSTRAVA 3 (1-2) - Composite Box Score  
Aug 21, 2012 at Ostrava (Ostrava 1)

#### ARROWS OSTRAVA 3 (1-2)

Player	AB	R	H	BI	2B	3B	HR	BB	SB	CS	HP	SH	SF	SO	IBB	KL	GDP	PO	A	E
SKOPCOVA ss	2	0	0	0	0	0	0	1	0	1	0	0	0	1	0	0	0	2	2	1
VITKOVA 3b	3	0	1	0	0	0	0	0	0	0	0	0	0	0	0	0	0	0	4	0
MIKESKOVA dh	2	2	1	0	0	0	0	0	0	0	1	0	0	0	0	0	0	0	0	0
RYNIAK lf	3	0	0	0	0	0	0	0	0	0	0	0	0	0	0	0	0	2	0	0
KASAJIKOVA c	2	0	1	1	0	0	0	0	0	0	0	0	0	0	0	0	0	1	0	0
BELUNKOVA p/cf	1	0	1	1	1	0	0	1	0	0	0	0	0	0	0	0	0	1	0	0
LATKOVA rf	1	0	0	0	0	0	0	0	0	0	0	0	0	1	0	0	0	1	0	1
KOLAROVA ph/rf	1	1	0	0	0	0	0	0	0	0	0	0	0	0	0	0	0	0	0	0
DAVIDOVA lb	1	0	0	0	0	0	0	1	0	0	0	0	0	0	0	0	0	6	0	1
STABRAWA cf/p	2	0	0	1	0	0	0	0	0	0	0	0	0	1	0	1	0	0	0	1
NEMCOVA 2b	0	0	0	0	0	0	0	0	0	0	0	0	0	0	0	0	0	1	0	0
Totals.....	18	3	4	3	1	0	0	3	0	1	1	0	0	3	0	1	0	14	6	4

#### LES COMANCHES 10 (1-1)

Player	AB	R	H	BI	2B	3B	HR	BB	SB	CS	HP	SH	SF	SO	IBB	KL	GDP	PO	A	E
LEMAIRE 3b	2	2	0	1	0	0	0	1	0	0	0	1	0	0	0	0	0	3	0	0
HUNTER cf	3	2	2	0	1	0	0	1	0	0	0	0	0	0	0	0	0	2	1	0
LASSAIGNE p	4	2	3	1	0	0	0	0	0	0	0	0	0	0	0	0	0	0	0	0
RIERA c	4	0	1	3	1	0	0	0	0	0	0	0	0	0	0	0	0	3	1	0
GIBSON-JONES 2b	2	1	1	1	0	0	0	1	0	0	0	0	0	0	0	0	0	0	1	0
CAUCHI ss	3	1	0	0	0	0	0	0	0	0	0	0	0	0	0	0	0	2	3	1
BONAUDDO lf	3	1	2	0	1	0	0	0	0	0	0	0	0	0	0	0	0	1	0	0
DOMANICO rf	0	0	0	0	0	0	0	1	0	0	0	0	0	0	0	0	0	0	0	0
ZOUINESO ph/rf	2	0	0	0	0	0	0	0	0	0	0	0	0	0	0	0	0	1	0	0
GAERTNER lb	3	1	2	0	0	0	0	0	0	0	0	0	0	0	0	0	0	3	0	0
Totals.....	26	10	11	6	3	0	0	4	0	0	0	1	0	0	0	0	0	15	6	1

ARROWS OSTRAVA	IP	H	R	ER	BB	SO	WP	HB	BK	IBB	SH	SF	CI	2B	3B	HR	AB	BF	FO	GO
BELUNKOVA L,1-1	1.0	5	4	1	1	0	0	0	0	0	0	0	0	1	0	0	9	10	1	2
STABRAWA	3.2	6	6	4	3	0	0	0	0	0	1	0	0	2	0	0	17	21	7	4

LES COMANCHES	IP	H	R	ER	BB	SO	WP	HB	BK	IBB	SH	SF	CI	2B	3B	HR	AB	BF	FO	GO
LASSAIGNE W,1-0	5.0	4	3	2	3	3	2	1	0	0	0	0	0	1	0	0	18	22	6	4

Umpires - HP: FIOR Dario 1B: KOVACEVIC Robert 3B: MAGDALENIC Alen  
 Scorers- KUCKORA Romana, DUIN Dennis  
 UIC- STADHOUDERS Carolien  
 TC- JENNINGS Mike

Start: 18:00 Time: 1:22 Attendance: 250

Weather: Cloudy



# European Cup Women B

Ostrava (Czech Republic) - August 20<sup>th</sup> / 25<sup>th</sup>, 2012



## Teams' Stats

	<b>Eagles</b>	<b>SUI</b>
---	---------------	------------

European Cup Women B 2012  
Overall Statistics for LUCERNE EAGLES (as of Aug 21, 2012)  
(All games Sorted by Batting avg)

record: 2-0

Player	AVG	GP-GS	AB	R	H	2B	3B	HR	RBI	TB	SLG%	BB	HBP	SO	GDP	OB%	SF	SH	SB-ATT	PO	A	E	FLD%
5 REYLAND Victoria..	.500	2-2	6	2	3	0	0	1	5	6	1.000	1	0	1	0	.571	0	0	1-1	1	5	0	1.000
37 ROLLI Jessica....	.500	2-2	4	2	2	1	0	0	0	3	.750	1	1	1	0	.667	0	0	1-1	18	2	1	.952
12 GLOUKOFF Julia...	.429	2-2	7	2	3	0	1	0	3	5	.714	0	0	0	0	.429	0	0	0-0	2	0	0	1.000
7 NOVAK Jacquelyn..	.333	2-2	6	3	2	2	0	0	3	4	.667	1	0	0	0	.429	0	0	0-0	1	0	0	1.000
69 CASPARIS Corina..	.333	2-2	6	3	2	1	0	0	0	3	.500	0	1	1	0	.429	0	0	2-2	5	0	1	.833
28 ROBINSON Molly...	.286	2-2	7	0	2	0	0	0	1	2	.286	0	0	1	0	.286	0	0	0-0	7	0	0	1.000
10 WINKLER Sarah....	.250	2-2	4	1	1	0	0	0	0	1	.250	1	0	0	0	.400	0	0	0-0	0	0	0	.000
77 SULLIVAN Carmela.	.200	2-2	5	1	1	0	0	0	1	1	.200	1	0	4	0	.333	0	0	0-0	0	0	0	.000
3 SIMITOVIC Leandra	.000	2-2	5	0	0	0	0	0	0	0	.000	2	0	1	0	.286	0	0	1-1	2	1	1	.750
Totals.....	.320	2-2	50	14	16	4	1	1	13	25	.500	7	2	9	0	.424	0	0	5-5	36	8	3	.936
Opponents.....	.167	2-2	42	1	7	0	0	0	1	7	.167	2	0	17	0	.205	0	1	1-3	33	10	3	.935

LOB - Team (12), Opp (8). DPs turned - Team (0), Opp (1).

(All games Sorted by Earned run avg)

Player	ERA	W-L	APP	GS	CG	SHO/CBO	SV	IP	H	R	ER	BB	SO	2B	3B	HR	AB	B/Avg	WP	HBP	BK	SFA	SHA
5 REYLAND Victoria..	0.58	2-0	2	2	2	1/0	0	12.0	7	1	1	2	17	0	0	0	42	.167	0	0	0	0	1
Totals.....	0.58	2-0	2	2	2	1/0	0	12.0	7	1	1	2	17	0	0	0	42	.167	0	0	0	0	1
Opponents.....	8.27	0-2	2	2	1	0/0	0	11.0	16	14	13	7	9	4	1	1	50	.320	1	2	0	0	0

PB - Team (0), Opp (2). SBA/ATT - REYLAND (1-3), ROLLI (1-3).

European Cup Women B 2012  
Overall Statistics for LUCERNE EAGLES (as of Aug 21, 2012)  
(All games Sorted by Fielding pct)

Player	C	PO	A	E	FLD%	Dps	SBA	CSB	SBA%	PB	CI
28 ROBINSON Molly...	7	7	0	0	1.000	0	0	0	---	0	0
5 REYLAND Victoria..	6	1	5	0	1.000	0	1	2	.333	0	0
12 GLOUKOFF Julia...	2	2	0	0	1.000	0	0	0	---	0	0
7 NOVAK Jacquelyn..	1	1	0	0	1.000	0	0	0	---	0	0
37 ROLLI Jessica....	21	18	2	1	.952	0	1	2	.333	0	0
69 CASPARIS Corina..	6	5	0	1	.833	0	0	0	---	0	0
3 SIMITOVIC Leandra	4	2	1	1	.750	0	0	0	---	0	0
10 WINKLER Sarah....	0	0	0	0	.000	0	0	0	---	0	0
77 SULLIVAN Carmela.	0	0	0	0	.000	0	0	0	---	0	0
Totals.....	47	36	8	3	.936	0	1	2	.333	0	0
Opponents.....	46	33	10	3	.935	1	5	0	1.000	2	0

Hitting minimums - 1 Games 2.5 TPA/Game

Pitching minimums - 1 Games 2.1 IP/Game



# European Cup Women B

Ostrava (Czech Republic) - August 20<sup>th</sup> / 25<sup>th</sup>, 2012



## Teams' Stats



### Ladonas

### GRE

European Cup Women B 2012  
Overall Statistics for A.S. LADONAS (as of Aug 21, 2012)  
(All games Sorted by Batting avg)

record: 0-3

Player	AVG	GP-GS	AB	R	H	2B	3B	HR	RBI	TB	SLG%	BB	HBP	SO	GDP	OB%	SF	SH	SB-ATT	PO	A	E	FLD%
7 ANTONAKI Evangeli	.000	3-3	5	0	0	0	0	0	0	0	.000	2	0	3	0	.286	0	1	1-1	7	3	1	.909
10 GOLICNIK Savina..	.500	3-2	4	1	2	0	0	0	0	2	.500	0	0	0	0	.500	0	0	1-1	2	1	1	.750
11 CHATZIGEORPOULOU	.333	3-3	6	0	2	0	0	0	0	2	.333	1	0	2	0	.429	0	0	2-2	13	0	1	.929
31 KALADOUKA Elisave	.167	3-3	6	0	1	0	0	0	0	1	.167	0	0	2	0	.167	0	0	1-1	5	2	4	.636
44 KOUSOULOU Anna...	.000	3-3	7	0	0	0	0	0	0	0	.000	0	0	1	0	.000	0	0	0-0	2	3	1	.833
23 PADOVA Panagiota.	.000	3-3	6	0	0	0	0	0	0	0	.000	0	0	3	0	.000	0	0	0-0	1	0	2	.333
30 LIOSI Anastasia..	.000	3-3	6	0	0	0	0	0	0	0	.000	0	0	5	0	.000	0	0	0-0	0	0	0	.000
55 HAVELKA Sasa.....	.000	3-3	4	0	0	0	0	0	0	0	.000	3	0	1	0	.429	0	0	0-0	7	2	1	.900
35 PAGOULATOU Georgi	.000	3-3	4	0	0	0	0	0	0	0	.000	1	0	4	0	.200	0	0	0-0	2	3	6	.455
25 HUMERCA Gabrijela	.000	1-1	3	0	0	0	0	0	0	0	.000	0	0	1	0	.000	0	0	0-0	2	0	0	1.000
Totals.....	.098	3-3	51	1	5	0	0	0	0	5	.098	7	0	22	0	.207	0	1	5-5	41	14	17	.764
Opponents.....	.333	3-3	72	25	24	4	0	1	13	31	.431	10	0	7	0	.410	1	0	10-11	45	12	3	.950

LOB - Team (13), Opp (17). DPs turned - Team (1).

(All games Sorted by Earned run avg)

Player	ERA	W-L	APP	GS	CG	SHO/CBO	SV	IP	H	R	ER	BB	SO	2B	3B	HR	AB	B/Avg	WP	HBP	BK	SFA	SHA
44 KOUSOULOU Anna...	4.10	0-3	3	3	3	0/0	0	13.2	24	25	8	10	7	4	0	1	72	.333	4	0	0	1	0
Totals.....	4.10	0-3	3	3	3	0/0	0	13.2	24	25	8	10	7	4	0	1	72	.333	4	0	0	1	0
Opponents.....	0.00	3-0	3	3	2	2/0	0	15.0	5	1	0	7	22	0	0	0	51	.098	1	0	0	0	1

PB - Team (2), HAVELKA 2, Opp (3). SBA/ATT - KOUSOULOU (10-11), HAVELKA (8-9), CHATZIGEOROP (2-2).

European Cup Women B 2012  
Overall Statistics for A.S. LADONAS (as of Aug 21, 2012)  
(All games Sorted by Fielding pct)

Player	C	PO	A	E	FLD%	Dps	SBA	CSB	SBA%	PB	CI
25 HUMERCA Gabrijela	2	2	0	0	1.000	0	0	0	---	0	0
11 CHATZIGEORPOULOU	14	13	0	1	.929	1	2	0	1.000	0	0
7 ANTONAKI Evangeli	11	7	3	1	.909	1	0	0	---	0	0
55 HAVELKA Sasa.....	10	7	2	1	.900	0	8	1	.889	2	0
44 KOUSOULOU Anna...	6	2	3	1	.833	0	10	1	.909	0	0
10 GOLICNIK Savina..	4	2	1	1	.750	0	0	0	---	0	0
31 KALADOUKA Elisave	11	5	2	4	.636	0	0	0	---	0	0
35 PAGOULATOU Georgi	11	2	3	6	.455	0	0	0	---	0	0
23 PADOVA Panagiota.	3	1	0	2	.333	0	0	0	---	0	0
30 LIOSI Anastasia..	0	0	0	0	.000	0	0	0	---	0	0
Totals.....	72	41	14	17	.764	1	10	1	.909	2	0
Opponents.....	60	45	12	3	.950	0	5	0	1.000	3	0

Hitting minimums - 1 Games 2.5 TPA/Game  
Pitching minimums - 1 Games 2.1 IP/Game



# European Cup Women B

Ostrava (Czech Republic) - August 20<sup>th</sup> / 25<sup>th</sup>, 2012



## Teams' Stats



### Les Comanches

FRA

European Cup Women B 2012  
Overall Statistics for LES COMANCHES (as of Aug 21, 2012)  
(All games Sorted by Batting avg)

record: 1-1

Player	AVG	GP-GS	AB	R	H	2B	3B	HR	RBI	TB	SLG%	BB	HBP	SO	GDP	OB%	SF	SH	SB-ATT	PO	A	E	FLD%
11 LASSAIGNE Celine.	.714	2-2	7	2	5	1	0	0	3	6	.857	1	0	0	0	.750	0	0	0-1	0	0	0	.000
17 GIBSON-JONES Sara	.500	2-2	4	1	2	1	0	0	1	3	.750	2	0	0	0	.667	0	0	0-0	0	2	1	.667
21 HUNTER Raina.....	.400	2-2	5	3	2	1	0	0	0	3	.600	3	0	1	0	.625	0	0	0-0	4	1	0	1.000
23 BONAUDO Marion...	.333	2-2	6	1	2	1	0	0	0	3	.500	0	0	0	0	.333	0	0	0-0	2	0	0	1.000
12 LEMAIRE Camille..	.167	2-2	6	2	1	0	0	0	1	1	.167	1	0	2	0	.286	0	1	0-0	5	1	1	.857
15 RIERA Camilla....	.143	2-2	7	0	1	1	0	0	3	2	.286	0	0	1	0	.143	0	0	0-0	9	1	0	1.000
3 CAUCHI Cindy.....	.000	2-2	7	1	0	0	0	0	0	0	.000	0	0	3	0	.000	0	0	0-0	4	6	1	.909
26 ZOUINE Sophia....	.000	2-1	5	0	0	0	0	0	0	0	.000	0	0	0	0	.000	0	0	0-0	6	2	0	1.000
-----																							
4 GAERTNER Charline	.667	2-2	3	1	2	0	0	0	0	2	.667	0	0	0	0	.667	0	0	0-0	3	2	0	1.000
10 DOMANICO Elsa....	.000	2-2	2	1	0	0	0	0	0	0	.000	1	0	0	0	.333	0	0	0-0	0	0	0	.000
6 BEST Stephanie...	.000	1-0	1	0	0	0	0	0	0	0	.000	0	0	0	0	.000	0	0	0-0	0	0	0	.000
Totals.....	.283	2-2	53	12	15	5	0	0	8	20	.377	8	0	7	0	.377	0	1	0-1	33	15	3	.941
Opponents.....	.255	2-2	47	8	12	2	0	0	8	14	.298	9	1	6	0	.386	0	0	0-1	35	17	8	.867

LOB - Team (15), Opp (16). DPs turned - Team (0), Opp (1).

(All games Sorted by Earned run avg)

Player	ERA	W-L	APP	GS	CG	SHO/CBO	SV	IP	H	R	ER	BB	SO	2B	3B	HR	AB	B/Avg	WP	HBP	BK	SFA	SHA
11 LASSAIGNE Celine.	2.62	1-0	2	1	1	0/0	0	5.1	4	3	2	3	4	1	0	0	19	.211	2	1	0	0	0
4 GAERTNER Charline	3.71	0-1	1	1	0	0/0	0	5.2	8	5	3	6	2	1	0	0	28	.286	0	0	0	0	0
Totals.....	3.18	1-1	2	2	1	0/0	0	11.0	12	8	5	9	6	2	0	0	47	.255	2	1	0	0	0
Opponents.....	3.60	1-1	2	2	1	0/0	0	11.2	15	12	6	8	7	5	0	0	53	.283	0	0	0	0	1

PB - Team (1), RIERA 1. SBA/ATT - RIERA (0-1), LASSAIGNE (0-1).

European Cup Women B 2012  
Overall Statistics for LES COMANCHES (as of Aug 21, 2012)  
(All games Sorted by Fielding pct)

Player	C	PO	A	E	FLD%	Dps	SBA	CSB	SBA%	PB	CI
15 RIERA Camilla....	10	9	1	0	1.000	0	0	1	.000	1	0
26 ZOUINE Sophia...	8	6	2	0	1.000	0	0	0	---	0	0
4 GAERTNER Charline	5	3	2	0	1.000	0	0	0	---	0	0
21 HUNTER Raina.....	5	4	1	0	1.000	0	0	0	---	0	0
23 BONAUDO Marion...	2	2	0	0	1.000	0	0	0	---	0	0
3 CAUCHI Cindy.....	11	4	6	1	.909	0	0	0	---	0	0
12 LEMAIRE Camille..	7	5	1	1	.857	0	0	0	---	0	0
17 GIBSON-JONES Sara	3	0	2	1	.667	0	0	0	---	0	0
11 LASSAIGNE Celine.	0	0	0	0	.000	0	0	1	.000	0	0
6 BEST Stephanie...	0	0	0	0	.000	0	0	0	---	0	0
10 DOMANICO Elsa....	0	0	0	0	.000	0	0	0	---	0	0
Totals.....	51	33	15	3	.941	0	0	1	.000	1	0
Opponents.....	60	35	17	8	.867	1	0	1	.000	0	0

Hitting minimums - 1 Games 2.5 TPA/Game  
Pitching minimums - 1 Games 2.1 IP/Game



# European Cup Women B

Ostrava (Czech Republic) - August 20<sup>th</sup> / 25<sup>th</sup>, 2012



## Teams' Stats



### London Angels

GBR

European Cup Women B 2012  
Overall Statistics for LONDON ANGELS (as of Aug 21, 2012)  
(All games Sorted by Batting avg)

record: 2-1

Player	AVG	GP-GS	AB	R	H	2B	3B	HR	RBI	TB	SLG%	BB	HBP	SO	GDP	OB%	SF	SH	SB-ATT	PO	A	E	FLD%
19 MARSHALL Kylie...	.455	3-3	11	1	5	1	0	0	3	6	.545	0	0	4	0	.455	0	0	0-1	10	3	0	1.000
6 STILLSON Bevin...	.444	3-3	9	2	4	1	0	0	0	5	.556	0	0	2	0	.444	0	0	0-0	13	3	0	1.000
2 JUHANT Emilie...	.300	3-3	10	3	3	3	0	0	2	6	.600	1	0	2	0	.364	0	0	2-2	3	4	0	1.000
26 PAVLOVA Nadezheda	.250	3-3	8	2	2	0	0	0	0	2	.250	0	1	1	0	.333	0	1	0-0	7	2	2	.818
5 HEADLEY-COOPER Ka	.125	3-3	8	2	1	0	0	0	0	1	.125	0	0	3	0	.125	0	2	1-1	4	1	0	1.000
32 KESWICK Victoria.	.125	3-2	8	2	1	0	0	0	0	1	.125	0	0	3	0	.125	0	0	1-1	7	2	0	1.000
16 BORISOVA Milena..	.000	2-2	8	1	0	0	0	0	1	0	.000	0	0	6	0	.000	0	0	0-0	2	5	0	1.000
-----																							
23 VAN DER HULST Jok	.333	3-3	3	2	1	0	0	0	0	1	.333	2	0	0	0	.600	0	1	0-0	2	5	0	1.000
14 ZURSCHMITTEN Simo	.000	3-3	6	2	0	0	0	0	1	0	.000	1	0	2	0	.143	0	0	0-0	7	0	0	1.000
1 WHITLEY Joelle...	.000	3-0	4	0	0	0	0	0	0	0	.000	0	0	2	0	.000	0	0	0-0	1	0	0	1.000
27 TRAYKOVA Maya....	.000	3-2	4	0	0	0	0	0	1	0	.000	0	0	2	0	.000	1	0	1-1	1	0	0	1.000
25 MACLEOD Chris....	.000	2-1	2	0	0	0	0	0	0	0	.000	0	0	0	0	.000	0	0	0-0	0	0	0	.000
Totals.....	.210	3-3	81	17	17	5	0	0	8	22	.272	4	1	27	0	.253	1	4	5-6	57	25	2	.976
Opponents.....	.264	3-3	72	8	19	1	2	0	7	24	.333	5	1	18	0	.321	0	3	1-3	59	20	14	.849

LOB - Team (15), Opp (16). DPs turned - Team (2). IBB - Team (1), JUHANT 1.

(All games Sorted by Earned run avg)

Player	ERA	W-L	APP	GS	CG	SHO/CBO	SV	IP	H	R	ER	BB	SO	2B	3B	HR	AB	B/Avg	WP	HBP	BK	SFA	SHA
23 VAN DER HULST Jok	2.10	2-1	3	3	2	0/0	0	16.2	15	6	5	2	17	0	2	0	61	.246	0	0	0	0	3
-----																							
19 MARSHALL Kylie...	6.00	0-0	1	0	0	0/0	0	2.1	4	2	2	3	1	1	0	0	11	.364	0	1	0	0	0
Totals.....	2.58	2-1	3	3	2	0/0	0	19.0	19	8	7	5	18	1	2	0	72	.264	0	1	0	0	3
Opponents.....	1.78	1-2	3	3	2	0/0	0	19.2	17	17	5	4	27	5	0	0	81	.210	3	1	0	1	4

PB - Team (4), STILLSON 3, KESWICK 1, Opp (6). SBA/ATT - VAN DER HULS (1-3), STILLSON (0-2), KESWICK (1-1).

European Cup Women B 2012  
Overall Statistics for LONDON ANGELS (as of Aug 21, 2012)  
(All games Sorted by Fielding pct)

Player	C	PO	A	E	FLD%	Dps	SBA	CSB	SBA%	PB	CI
6 STILLSON Bevin...	16	13	3	0	1.000	0	0	2	.000	3	0
19 MARSHALL Kylie...	13	10	3	0	1.000	0	0	0	---	0	0
32 KESWICK Victoria.	9	7	2	0	1.000	0	1	0	1.000	1	0
14 ZURSCHMITTEN Simo	7	7	0	0	1.000	0	0	0	---	0	0
16 BORISOVA Milena..	7	2	5	0	1.000	0	0	0	---	0	0
2 JUHANT Emilie....	7	3	4	0	1.000	2	0	0	---	0	0
23 VAN DER HULST Jok	7	2	5	0	1.000	0	1	2	.333	0	0
5 HEADLEY-COOPER Ka	5	4	1	0	1.000	1	0	0	---	0	0
27 TRAYKOVA Maya....	1	1	0	0	1.000	0	0	0	---	0	0
1 WHITLEY Joelle...	1	1	0	0	1.000	0	0	0	---	0	0
26 PAVLOVA Nadezheda	11	7	2	2	.818	1	0	0	---	0	0
25 MACLEOD Chris....	0	0	0	0	.000	0	0	0	---	0	0
Totals.....	84	57	25	2	.976	2	1	2	.333	4	0
Opponents.....	93	59	20	14	.849	0	5	1	.833	6	0

Hitting minimums - 1 Games 2.5 TPA/Game  
Pitching minimums - 1 Games 2.1 IP/Game



# European Cup Women B

Ostrava (Czech Republic) - August 20<sup>th</sup> / 25<sup>th</sup>, 2012



## Teams' Stats

	<b>Princ</b>	<b>CRO</b>
---	--------------	------------

European Cup Women B 2012  
Overall Statistics for PRINC ZAGREB (as of Aug 21, 2012)  
(All games Sorted by Batting avg)

record: 0-2

Player	AVG	GP-GS	AB	R	H	2B	3B	HR	RBI	TB	SLG%	BB	HBP	SO	GDP	OB%	SF	SH	SB-ATT	PO	A	E	FLD%
8 CIZMIC POKRAJAC P	.600	2-2	5	0	3	0	0	0	0	3	.600	0	0	0	0	.600	0	0	0-1	6	2	1	.889
9 VRANCIC Ema.....	.200	2-2	5	0	1	0	0	0	0	1	.200	0	0	2	0	.200	0	0	0-1	2	1	0	1.000
14 KILLER Barbara...	.200	2-2	5	1	1	0	1	0	2	3	.600	0	0	0	0	.200	0	0	0-0	10	2	0	1.000
21 ZUPANIC Tihana...	.200	2-2	5	0	1	0	0	0	0	1	.200	0	0	1	0	.200	0	0	0-0	2	6	2	.800
19 KERANOVIC Nadja..	.200	2-2	5	0	1	0	0	0	0	1	.200	0	0	1	0	.200	0	0	0-0	0	0	0	.000
15 BRKIC Andrea.....	.000	2-2	5	1	0	0	0	0	0	0	.000	0	0	0	0	.000	0	0	0-0	2	0	1	.667
11 HARAMINA Michaela	.000	2-2	5	0	0	0	0	0	0	0	.000	0	0	0	0	.000	0	0	0-0	8	1	1	.900
2 PRSKALO Katarina.	.000	2-2	4	1	0	0	0	0	0	0	.000	1	0	1	0	.200	0	0	0-0	3	4	4	.636
20 VALIDZIC Antonela	.000	2-2	3	0	0	0	0	0	0	0	.000	0	0	2	0	.000	0	0	0-0	0	0	0	.000
12 LAMPE Ajda.....	.000	2-2	1	0	0	0	0	0	0	0	.000	0	0	1	0	.000	0	0	0-0	0	1	0	1.000
Totals.....	.163	2-2	43	3	7	0	1	0	2	9	.209	1	0	8	0	.182	0	0	0-2	33	17	9	.847
Opponents.....	.267	2-2	45	14	12	1	0	0	5	13	.289	7	3	9	0	.400	0	4	3-5	36	21	5	.919

LOB - Team (5), Opp (12). DPs turned - Team (0), Opp (1). IBB - Team (0), Opp (1).

(All games Sorted by Earned run avg)

Player	ERA	W-L	APP	GS	CG	SHO/CBO	SV	IP	H	R	ER	BB	SO	2B	3B	HR	AB	B/Avg	WP	HBP	BK	SFA	SHA
21 ZUPANIC Tihana...	3.82	0-1	2	1	1	0/0	0	7.1	9	9	4	6	8	1	0	0	31	.290	4	3	0	0	1
11 HARAMINA Michaela	0.00	0-1	1	1	0	0/0	0	3.2	3	5	0	1	1	0	0	0	14	.214	0	0	0	0	3
Totals.....	2.55	0-2	2	2	1	0/0	0	11.0	12	14	4	7	9	1	0	0	45	.267	4	3	0	0	4
Opponents.....	1.17	2-0	2	2	2	1/0	0	12.0	7	3	2	1	8	0	1	0	43	.163	0	0	0	0	0

PB - Team (5), KILLER 5, Opp (1). SBA/ATT - KILLER (3-5), ZUPANIC (3-4), HARAMINA (0-1).

European Cup Women B 2012  
Overall Statistics for PRINC ZAGREB (as of Aug 21, 2012)  
(All games Sorted by Fielding pct)

Player	C	PO	A	E	FLD%	Dps	SBA	CSB	SBA%	PB	CI
14 KILLER Barbara...	12	10	2	0	1.000	0	3	2	.600	5	0
9 VRANCIC Ema.....	3	2	1	0	1.000	0	0	0	---	0	0
12 LAMPE Ajda.....	1	0	1	0	1.000	0	0	0	---	0	0
11 HARAMINA Michaela	10	8	1	1	.900	0	0	1	.000	0	0
8 CIZMIC POKRAJAC P	9	6	2	1	.889	0	0	0	---	0	0
21 ZUPANIC Tihana...	10	2	6	2	.800	0	3	1	.750	0	0
15 BRKIC Andrea.....	3	2	0	1	.667	0	0	0	---	0	0
2 PRSKALO Katarina.	11	3	4	4	.636	0	0	0	---	0	0
20 VALIDZIC Antonela	0	0	0	0	.000	0	0	0	---	0	0
19 KERANOVIC Nadja..	0	0	0	0	.000	0	0	0	---	0	0
Totals.....	59	33	17	9	.847	0	3	2	.600	5	0
Opponents.....	62	36	21	5	.919	1	0	2	.000	1	0

Hitting minimums - 1 Games 2.5 TPA/Game  
Pitching minimums - 1 Games 2.1 IP/Game




# European Cup Women B

Ostrava (Czech Republic) - August 20<sup>th</sup> / 25<sup>th</sup>, 2012



## Teams' Stats

	<b>Ostrava</b>	<b>CZE</b>
---	----------------	------------

European Cup Women B 2012  
Overall Statistics for ARROWS OSTRAVA (as of Aug 21, 2012)  
(All games Sorted by Batting avg)

record: 1-2

Player	AVG	GP-GS	AB	R	H	2B	3B	HR	RBI	TB	SLG%	BB	HBP	SO	GDP	OB%	SF	SH	SB-ATT	PO	A	E	FLD%
7 MIKESKOVA Hana...	.500	3-3	8	3	4	0	0	0	1	4	.500	0	1	0	0	.556	0	0	0-0	6	0	0	1.000
9 VITKOVA Sabina...	.444	3-3	9	2	4	0	0	0	1	4	.444	0	0	0	0	.444	0	0	1-1	0	8	0	1.000
28 RYNIK Karolina...	.375	3-3	8	2	3	1	0	0	3	4	.500	0	0	1	0	.333	1	0	0-1	3	0	0	1.000
8 SKOPCOVA Lucie...	.333	3-3	6	3	2	0	0	0	0	2	.333	3	0	2	0	.556	0	0	2-4	4	5	1	.900
-----																							
23 GRZESCZAK Aleksan	.500	2-0	2	1	1	0	0	0	0	1	.500	0	0	0	0	.500	0	0	1-1	0	1	0	1.000
11 KASAJIKOVA Kateri	.400	2-2	5	3	2	0	0	0	2	2	.400	0	0	0	0	.400	0	0	0-0	2	1	0	1.000
12 KOLAROVA Jana...	.333	3-2	6	2	2	0	0	0	1	2	.333	0	0	0	0	.333	0	0	0-0	4	0	0	1.000
19 DAVIDOVA Karolina	.250	2-2	4	0	1	0	0	0	0	1	.250	1	0	1	0	.400	0	0	0-0	7	0	1	.875
4 BELUNKOVA Aneta..	.200	3-3	5	0	1	1	0	0	1	2	.400	1	0	1	0	.333	0	0	0-0	5	1	1	.857
35 STABRAWA Agnieszka	.200	2-2	5	3	1	0	0	0	1	1	.200	0	0	1	0	.200	0	0	4-4	0	0	1	.000
2 PEICHOVA Jana...	.000	2-1	4	1	0	0	0	0	0	0	.000	0	0	1	0	.000	0	0	1-1	2	0	0	1.000
26 SINDLEROVA Mirosl	.000	1-1	3	0	0	0	0	0	0	0	.000	0	0	1	0	.000	0	0	0-0	8	0	0	1.000
5 TESLIKOVA Alice...	.000	1-1	2	0	0	0	0	0	0	0	.000	0	0	2	0	.000	0	0	0-0	1	0	0	1.000
13 LATKOVA Denisa...	.000	1-1	1	0	0	0	0	0	0	0	.000	0	0	1	0	.000	0	0	0-0	1	0	1	.500
6 NEMCOVA Denisa...	.000	1-1	0	0	0	0	0	0	0	0	.000	0	0	0	0	.000	0	0	0-0	1	0	0	1.000
Totals.....	.309	3-3	68	20	21	2	0	0	10	23	.338	5	1	11	0	.360	1	0	9-12	44	16	5	.923
Opponents.....	.303	3-3	66	18	20	5	1	0	13	27	.409	8	2	6	0	.395	0	1	6-6	44	15	14	.808

LOB - Team (11), Opp (15).

(All games Sorted by Earned run avg)

Player	ERA	W-L	APP	GS	CG	SHO/CBO	SV	IP	H	R	ER	BB	SO	2B	3B	HR	AB	B/Avg	WP	HBP	BK	SFA	SHA
-----																							
4 BELUNKOVA Aneta..	2.10	1-1	2	2	0	0/0	0	3.1	6	5	1	4	1	1	0	0	17	.353	1	0	0	0	0
7 MIKESKOVA Hana...	3.50	0-1	1	1	0	0/0	0	6.0	3	3	3	1	4	1	0	0	21	.143	0	1	0	0	0
35 STABRAWA Agnieszka	7.64	0-0	1	0	0	0/0	0	3.2	6	6	4	3	0	2	0	0	17	.353	0	0	0	0	1
23 GRZESCZAK Aleksan	16.80	0-0	2	0	0	0/0	0	1.2	5	4	4	0	1	1	1	0	11	.455	0	1	0	0	0
Totals.....	5.73	1-2	3	3	0	0/0	0	14.2	20	18	12	8	6	5	1	0	66	.303	1	2	0	0	1
Opponents.....	1.91	2-1	3	3	3	0/0	0	14.2	21	20	4	5	11	2	0	0	68	.309	4	1	0	1	0

PB - Team (3), KOLAROVA 3, Opp (2). SBA/ATT - KOLAROVA (6-6), BELUNKOVA (3-3), MIKESKOVA (2-2), GRZESCZAK (1-1).

European Cup Women B 2012  
Overall Statistics for ARROWS OSTRAVA (as of Aug 21, 2012)  
(All games Sorted by Fielding pct)

Player	C	PO	A	E	FLD%	Dps	SBA	CSB	SBA%	PB	CI
9 VITKOVA Sabina...	8	0	8	0	1.000	0	0	0	---	0	0
26 SINDLEROVA Mirosl	8	8	0	0	1.000	0	0	0	---	0	0
7 MIKESKOVA Hana...	6	6	0	0	1.000	0	2	0	1.000	0	0
12 KOLAROVA Jana...	4	4	0	0	1.000	0	6	0	1.000	3	0
11 KASAJIKOVA Kateri	3	2	1	0	1.000	0	0	0	---	0	0
28 RYNIK Karolina...	3	3	0	0	1.000	0	0	0	---	0	0
2 PEICHOVA Jana...	2	2	0	0	1.000	0	0	0	---	0	0
23 GRZESCZAK Aleksan	1	0	1	0	1.000	0	1	0	1.000	0	0
5 TESLIKOVA Alice...	1	1	0	0	1.000	0	0	0	---	0	0
6 NEMCOVA Denisa...	1	1	0	0	1.000	0	0	0	---	0	0
8 SKOPCOVA Lucie...	10	4	5	1	.900	0	0	0	---	0	0
19 DAVIDOVA Karolina	8	7	0	1	.875	0	0	0	---	0	0
4 BELUNKOVA Aneta..	7	5	1	1	.857	0	3	0	1.000	0	0
13 LATKOVA Denisa...	2	1	0	1	.500	0	0	0	---	0	0
35 STABRAWA Agnieszka	1	0	0	1	.000	0	0	0	---	0	0
Totals.....	65	44	16	5	.923	0	6	0	1.000	3	0
Opponents.....	73	44	15	14	.808	0	9	3	.750	2	0

Hitting minimums - 1 Games 2.5 TPA/Game  
Pitching minimums - 1 Games 2.1 IP/Game





# European Cup Women B

Ostrava (Czech Republic) - August 20<sup>th</sup> / 25<sup>th</sup>, 2012



## Teams' Stats

	<b>Skovde</b>	<b>SWE</b>
---	---------------	------------

European Cup Women B 2012  
Overall Statistics for SKOVDE SAINTS BSK (as of Aug 21, 2012)  
(All games Sorted by Batting avg)

record: 3-0

Player	AVG	GP-GS	AB	R	H	2B	3B	HR	RBI	TB	SLG%	BB	HBP	SO	GDP	OB%	SF	SH	SB-ATT	PO	A	E	FLD%
10 GRANATH Tess.....	.667	3-3	9	2	6	1	0	0	4	7	.778	1	0	0	0	.700	0	0	1-1	21	2	4	.852
36 MOHLEN Priya.....	.429	3-3	7	5	3	0	0	1	3	.429	1	1	0	0	.556	0	1	0-0	3	0	0	1.000	
12 BROWN Rachel.....	.333	3-3	6	3	2	1	0	0	4	3	.500	2	0	0	.500	0	0	0-0	0	1	0	1.000	
9 GALLAGHER Diane..	.333	3-3	6	3	2	0	0	0	2	2	.333	5	0	0	.636	0	0	2-2	2	0	0	1.000	
21 BERGSTROM Maria..	.286	3-3	7	3	2	0	0	0	2	.286	1	1	1	0	.444	0	2	1-1	2	0	1	.667	
8 JONSSON Maria....	.143	3-3	7	1	1	1	0	0	3	2	.286	2	0	2	.333	0	0	0-0	16	0	0	1.000	
4 BERGSTROM Malin..	.000	3-3	6	1	0	0	0	0	1	0	.000	1	1	3	.250	0	0	0-0	2	1	0	1.000	
46 HERMANSSON Sanna.	.667	1-1	3	0	2	0	0	0	0	2	.667	0	0	0	.667	0	0	0-0	0	0	3	.000	
14 LINDVALL Angelica	.333	3-2	3	0	1	0	0	0	1	1	.333	2	0	1	.600	0	0	0-0	1	0	0	1.000	
11 ROBINSSON Sofia..	.167	3-2	6	3	1	0	0	0	0	1	.167	1	0	1	.286	0	0	1-1	1	0	0	1.000	
3 ANDERSON Nathalie	.000	2-1	2	0	0	0	0	0	0	0	.000	0	0	0	.000	0	0	0-0	0	0	0	.000	
Totals.....	.323	3-3	62	21	20	3	0	0	16	23	.371	16	3	8	0	.481	0	3	5-5	48	4	8	.867
Opponents.....	.105	3-3	57	2	6	0	0	0	0	6	.105	0	0	36	0	.105	0	1	4-5	42	20	5	.925

LOB - Team (21), Opp (8). DPs turned - Team (0), Opp (2).

(All games Sorted by Earned run avg)

Player	ERA	W-L	APP	GS	CG	SHO/CBO	SV	IP	H	R	ER	BB	SO	2B	3B	HR	AB	B/Avg	WP	HBP	BK	SFA	SHA
12 BROWN Rachel.....	0.00	3-0	3	3	3	2/0	0	16.0	6	2	0	0	36	0	0	0	57	.105	0	0	0	0	1
Totals.....	0.00	3-0	3	3	3	2/0	0	16.0	6	2	0	0	36	0	0	0	57	.105	0	0	0	0	1
Opponents.....	6.50	0-3	3	3	1	0/0	0	14.0	20	21	13	16	8	3	0	0	62	.323	5	3	0	0	3

PB - Team (1), JONSSON 1, Opp (3). SBA/ATT - BROWN (4-5), GRANATH (2-3), JONSSON (2-2).

European Cup Women B 2012  
Overall Statistics for SKOVDE SAINTS BSK (as of Aug 21, 2012)  
(All games Sorted by Fielding pct)

Player	C	PO	A	E	FLD%	Dps	SBA	CSB	SBA%	PB	CI
8 JONSSON Maria....	16	16	0	0	1.000	0	2	0	1.000	1	0
4 BERGSTROM Malin..	3	2	1	0	1.000	0	0	0	---	0	0
36 MOHLEN Priya.....	3	3	0	0	1.000	0	0	0	---	0	0
9 GALLAGHER Diane..	2	2	0	0	1.000	0	0	0	---	0	0
14 LINDVALL Angelica	1	1	0	0	1.000	0	0	0	---	0	0
11 ROBINSSON Sofia..	1	1	0	0	1.000	0	0	0	---	0	0
12 BROWN Rachel.....	1	0	1	0	1.000	0	4	1	.800	0	0
10 GRANATH Tess.....	27	21	2	4	.852	0	2	1	.667	0	0
21 BERGSTROM Maria..	3	2	0	1	.667	0	0	0	---	0	0
46 HERMANSSON Sanna.	3	0	0	3	.000	0	0	0	---	0	0
3 ANDERSON Nathalie	0	0	0	0	.000	0	0	0	---	0	0
Totals.....	60	48	4	8	.867	0	4	1	.800	1	0
Opponents.....	67	42	20	5	.925	2	5	0	1.000	3	0

Hitting minimums - 1 Games 2.5 TPA/Game  
Pitching minimums - 1 Games 2.1 IP/Game



# European Cup Women B

Ostrava (Czech Republic) - August 20<sup>th</sup> / 25<sup>th</sup>, 2012



## Teams' Stats

	<b>Szotska Brzeg</b>	<b>POL</b>
---	----------------------	------------

European Cup Women B 2012  
Overall Statistics for MKS SZOSTKA BRZEG (as of Aug 21, 2012)  
(All games Sorted by Batting avg)

record: 0-3

Player	AVG	GP-GS	AB	R	H	2B	3B	HR	RBI	TB	SLG%	BB	HBP	SO	GDP	OB%	SF	SH	SB-ATT	PO	A	E	FLD%
9 PODGORSKA Magdale	.286	3-3	7	3	2	0	1	0	1	4	.571	2	0	2	0	.444	0	0	1-1	2	0	0	1.000
3 CHRZASZCZ Monika	.286	3-3	7	2	2	0	0	0	1	2	.286	2	0	2	0	.400	1	0	1-1	12	2	1	.933
10 WYRWAS Natalia...	.222	3-3	9	2	2	0	0	1	4	5	.556	0	1	1	0	.300	0	0	0-0	4	3	2	.778
8 MARECKA Paulina...	.167	3-3	6	1	1	0	0	0	2	1	.167	2	0	1	0	.333	1	0	0-0	15	2	2	.895
7 SNIIEC Daria.....	.125	3-3	8	1	1	0	0	0	1	1	.125	1	0	3	0	.222	0	0	0-0	2	3	5	.500
12 KRAWCZYK Anna....	.400	2-2	5	0	2	0	0	0	0	2	.400	1	0	1	0	.500	0	0	0-0	2	7	2	.818
17 NIEWIADOMSKA Alek	.200	3-3	5	1	1	0	0	0	0	1	.200	0	1	1	0	.333	0	0	1-1	1	3	4	.500
19 GRZANOWSKA Malgor	.000	2-2	3	0	0	0	0	0	0	0	.000	0	0	3	0	.000	0	0	0-0	0	0	0	.000
18 FLISOWSKA Adriann	.000	2-1	3	1	0	0	0	0	0	0	.000	0	0	0	0	.000	0	0	1-1	0	0	0	.000
11 KLUGIEWICZ Adrian	.000	2-2	3	0	0	0	0	0	0	0	.000	0	0	1	0	.000	0	1	0-0	2	2	2	.667
13 CHOJNACKA Pamela.	.000	2-2	2	0	0	0	0	0	1	0	.000	0	0	2	0	.000	1	0	0-0	0	0	3	.000
5 CHRZASZCZ Ewa....	.000	1-0	1	1	0	0	0	0	0	0	.000	0	0	0	0	.000	0	0	2-2	0	0	0	.000
2 KUROWSKA Patrycja	.000	2-1	1	1	0	0	0	0	0	0	.000	1	0	1	0	.500	0	0	2-2	7	0	1	.875
15 GORKA Alicia.....	.000	2-1	1	1	0	0	0	0	0	0	.000	0	0	0	0	.000	0	0	0-0	0	0	0	.000
Totals.....	.180	3-3	61	14	11	0	1	1	10	16	.262	9	2	18	0	.293	3	1	8-8	47	22	22	.758
Opponents.....	.256	3-3	86	34	22	5	0	0	23	27	.314	14	2	10	0	.369	1	1	11-11	51	9	7	.896

LOB - Team (11), Opp (23). DPs turned - Team (2), Opp (3).

(All games Sorted by Earned run avg)

Player	ERA	W-L	APP	GS	CG	SHO/CBO	SV	IP	H	R	ER	BB	SO	2B	3B	HR	AB	B/Avg	WP	HBP	BK	SFA	SHA
10 WYRWAS Natalia...	3.00	0-2	2	2	1	0/0	0	9.1	14	17	4	3	7	5	0	0	51	.275	0	0	0	1	0
7 SNIIEC Daria.....	3.32	0-0	2	0	0	0/0	0	6.1	7	11	3	8	3	0	0	0	32	.219	3	2	0	0	1
19 GRZANOWSKA Malgor	99.00	0-1	1	1	0	0/0	0	0.0	1	6	2	3	0	0	0	0	3	.333	0	0	0	0	0
Totals.....	4.02	0-3	3	3	1	0/0	0	15.2	22	34	9	14	10	5	0	0	86	.256	3	2	0	1	1
Opponents.....	4.12	3-0	3	3	2	1/0	0	17.0	11	14	10	9	18	0	1	1	61	.180	0	2	0	3	1

PB - Team (5), CHRZASZCZM 4, MARECKA 1, Opp (5). SBA/ATT - CHRZASZCZM (6-6), GRZANOWSKA (5-5), MARECKA (5-5), SNIIEC (3-3), WYRWAS (3-3).

European Cup Women B 2012  
Overall Statistics for MKS SZOSTKA BRZEG (as of Aug 21, 2012)  
(All games Sorted by Fielding pct)

Player	C	PO	A	E	FLD%	Dps	SBA	CSB	SBA%	PB	CI
9 PODGORSKA Magdale	2	2	0	0	1.000	0	0	0	---	0	0
3 CHRZASZCZ Monika	15	12	2	1	.933	0	6	0	1.000	4	0
8 MARECKA Paulina..	19	15	2	2	.895	1	5	0	1.000	1	0
2 KUROWSKA Patrycja	8	7	0	1	.875	1	0	0	---	0	0
12 KRAWCZYK Anna....	11	2	7	2	.818	0	0	0	---	0	0
10 WYRWAS Natalia...	9	4	3	2	.778	2	3	0	1.000	0	0
11 KLUGIEWICZ Adrian	6	2	2	2	.667	0	0	0	---	0	0
7 SNIIEC Daria.....	10	2	3	5	.500	1	3	0	1.000	0	0
17 NIEWIADOMSKA Alek	8	1	3	4	.500	1	0	0	---	0	0
13 CHOJNACKA Pamela.	3	0	0	3	.000	0	0	0	---	0	0
18 FLISOWSKA Adriann	0	0	0	0	.000	0	0	0	---	0	0
5 CHRZASZCZ Ewa....	0	0	0	0	.000	0	0	0	---	0	0
19 GRZANOWSKA Malgor	0	0	0	0	.000	0	5	0	1.000	0	0
15 GORKA Alicia.....	0	0	0	0	.000	0	0	0	---	0	0
Totals.....	91	47	22	22	.758	2	11	0	1.000	5	0
Opponents.....	67	51	9	7	.896	3	8	0	1.000	5	0

Hitting minimums - 1 Games 2.5 TPA/Game  
Pitching minimums - 1 Games 2.1 IP/Game



# European Cup Women B

Ostrava (Czech Republic) - August 20<sup>th</sup> / 25<sup>th</sup>, 2012



## Teams' Stats

	<b>Trnava</b>	<b>SVK</b>
---	---------------	------------

European Cup Women B 2012  
Overall Statistics for TRNAVA PANTHERS (as of Aug 21, 2012)  
(All games Sorted by Batting avg)

record: 2-1

Player	AVG	GP-GS	AB	R	H	2B	3B	HR	RBI	TB	SLG%	BB	HBP	SO	GDP	OB%	SF	SH	SB-ATT	PO	A	E	FLD%
15 PETRIKOVA Linda..	.400	3-3	10	3	4	0	0	0	2	4	.400	0	0	2	0	.400	0	0	1-1	7	1	1	.889
20 CAMBALOVA Monika..	.286	3-3	7	6	2	0	0	0	2	2	.286	3	0	1	0	.500	0	0	1-1	4	7	2	.846
16 BIHARYOVA Sarah..	.286	3-3	7	2	2	0	0	0	2	2	.286	0	1	2	0	.375	0	0	1-1	14	0	1	.933
9 BARTOVICOVA Dagma	.200	3-3	10	2	2	0	0	0	2	2	.200	0	0	3	0	.200	0	0	1-1	6	3	0	1.000
33 KOST'ALOVA Michae	.143	3-2	7	3	1	0	0	0	0	1	.143	0	1	1	0	.250	0	0	0-1	6	0	1	.857
11 MURINOVA Petra...	.143	3-3	7	1	1	0	0	0	1	1	.143	1	0	2	0	.250	0	0	0-0	3	3	0	1.000
6 HORVATHOVA Lenka..	.000	3-3	6	1	0	0	0	0	2	0	.000	2	0	2	0	.250	0	1	1-1	2	0	2	.500
-----																							
13 PYTELOVA Katarina	.600	2-2	5	0	3	1	0	0	4	4	.800	1	0	0	0	.667	0	0	0-0	0	2	0	1.000
22 CAMBALOVA Lenka..	.333	2-1	6	3	2	0	0	0	0	2	.333	0	0	1	0	.333	0	0	1-1	4	0	2	.667
8 BEHULOVA Karolina	.250	3-2	4	0	1	0	0	0	0	1	.250	1	0	1	0	.400	0	0	0-1	0	1	1	.500
3 GUNISOVA Lenka...	.000	2-1	4	1	0	0	0	0	0	0	.000	0	0	2	0	.000	0	0	0-0	1	2	0	1.000
73 ZAPALACOVA Domini	.000	3-3	2	0	0	0	0	0	0	0	.000	0	0	2	0	.000	0	0	0-0	1	0	0	1.000
12 FERANCOVA Laura..	.000	3-1	0	1	0	0	0	0	0	0	.000	0	0	0	0	.000	0	1	1-1	0	0	0	.000
Totals.....	.240	3-3	75	23	18	1	0	0	15	19	.253	8	2	19	0	.329	0	2	7-9	48	19	10	.870
Opponents.....	.226	3-3	62	20	14	2	0	1	16	19	.306	12	2	7	0	.354	3	1	6-6	45	17	20	.756

LOB - Team (19), Opp (12). DPs turned - Team (2).

(All games Sorted by Earned run avg)

Player	ERA	W-L	APP	GS	CG	SHO/CBO	SV	IP	H	R	ER	BB	SO	2B	3B	HR	AB	B/Avg	WP	HBP	BK	SFA	SHA
13 PYTELOVA Katarina	0.95	2-0	2	1	1	1/0	0	7.1	2	1	1	1	3	0	0	0	26	.077	0	0	0	0	0
8 BEHULOVA Karolina	9.45	0-1	2	1	1	0/0	0	6.2	10	14	9	6	2	2	0	1	29	.345	2	1	0	3	1
-----																							
73 ZAPALACOVA Domini	14.00	0-0	1	1	0	0/0	0	2.0	2	5	4	5	2	0	0	0	7	.286	0	1	0	0	0
Totals.....	6.12	2-1	3	3	2	1/0	0	16.0	14	20	14	12	7	2	0	1	62	.226	2	2	0	3	1
Opponents.....	1.87	1-2	3	3	2	1/0	0	15.0	18	23	4	8	19	1	0	0	75	.240	1	2	0	0	2

PB - Team (4), PETRIKOVA 4, Opp (4). SBA/ATT - PETRIKOVA (6-6), BEHULOVA (6-6).

European Cup Women B 2012  
Overall Statistics for TRNAVA PANTHERS (as of Aug 21, 2012)  
(All games Sorted by Fielding pct)

Player	C	PO	A	E	FLD%	Dps	SBA	CSB	SBA%	PB	CI
9 BARTOVICOVA Dagma	9	6	3	0	1.000	1	0	0	---	0	0
11 MURINOVA Petra...	6	3	3	0	1.000	0	0	0	---	0	0
3 GUNISOVA Lenka...	3	1	2	0	1.000	0	0	0	---	0	0
13 PYTELOVA Katarina	2	0	2	0	1.000	0	0	0	---	0	0
73 ZAPALACOVA Domini	1	1	0	0	1.000	0	0	0	---	0	0
16 BIHARYOVA Sarah..	15	14	0	1	.933	2	0	0	---	0	0
15 PETRIKOVA Linda..	9	7	1	1	.889	1	6	0	1.000	4	0
33 KOST'ALOVA Michae	7	6	0	1	.857	0	0	0	---	0	0
20 CAMBALOVA Monika.	13	4	7	2	.846	1	0	0	---	0	0
22 CAMBALOVA Lenka..	6	4	0	2	.667	0	0	0	---	0	0
6 HORVATHOVA Lenka.	4	2	0	2	.500	0	0	0	---	0	0
8 BEHULOVA Karolina	2	0	1	1	.500	0	6	0	1.000	0	0
12 FERANCOVA Laura..	0	0	0	0	.000	0	0	0	---	0	0
Totals.....	77	48	19	10	.870	2	6	0	1.000	4	0
Opponents.....	82	45	17	20	.756	0	7	2	.778	4	0

Hitting minimums - 1 Games 2.5 TPA/Game  
Pitching minimums - 1 Games 2.1 IP/Game



# European Cup Women B

Ostrava (Czech Republic) - August 20<sup>th</sup> / 25<sup>th</sup>, 2012



## Teams' Stats

	<b>United</b>	<b>DEN</b>
---	---------------	------------

European Cup Women B 2012  
Overall Statistics for UNITED (as of Aug 21, 2012)  
(All games Sorted by Batting avg)

record: 2-0

Player	AVG	GP-GS	AB	R	H	2B	3B	HR	RBI	TB	SLG%	BB	HBP	SO	GDP	OB%	SF	SH	SB-ATT	PO	A	E	FLD%
14 GILHOJ Henriette..	.500	2-2	6	2	3	1	0	0	1	4	.667	2	0	0	0	.625	0	0	0-1	21	2	0	1.000
36 MELISSANT Laura..	.429	2-2	7	1	3	0	0	0	1	3	.429	0	0	0	0	.429	0	0	0-0	1	3	2	.667
74 KRAGH Merethe....	.400	2-2	5	1	2	1	0	0	1	3	.600	1	0	0	0	.500	0	0	0-0	3	0	1	.750
2 HOGH Clara.....	.375	2-2	8	1	3	0	0	0	1	3	.375	0	0	1	0	.375	0	0	0-0	0	1	0	1.000
41 MILLWOOD Dawon...	.200	2-2	5	0	1	0	0	0	0	1	.200	2	0	1	0	.429	0	0	0-0	1	6	0	1.000
40 CANTOR Michelle..	.143	2-2	7	1	1	0	0	0	0	1	.143	1	0	1	0	.250	0	0	0-0	14	0	1	.933
13 ASBAEK Jana.....	.000	2-2	7	0	0	0	0	0	0	0	.000	0	0	1	0	.000	0	0	0-0	1	0	0	1.000
7 LORENTZEN Betina..	.000	2-2	6	0	0	0	0	0	1	0	.000	1	0	1	0	.143	0	0	0-0	0	4	1	.800
8 KARLSEN Elisa....	.000	2-2	6	1	0	0	0	0	1	0	.000	1	0	0	0	.143	0	0	0-0	1	0	0	1.000
-----																							
22 JOHN Maiken.....	.000	1-0	0	0	0	0	0	0	0	0	.000	0	0	0	0	.000	0	0	0-0	0	1	0	1.000
Totals.....	.228	2-2	57	7	13	2	0	0	6	15	.263	8	0	5	0	.323	0	0	0-1	42	17	5	.922
Opponents.....	.135	2-2	52	2	7	2	0	0	2	9	.173	6	0	18	0	.224	0	0	2-3	39	16	5	.917

LOB - Team (19), Opp (14). DPs turned - Team (1).

(All games Sorted by Earned run avg)

Player	ERA	W-L	APP	GS	CG	SHO/CBO	SV	IP	H	R	ER	BB	SO	2B	3B	HR	AB	B/Avg	WP	HBP	BK	SFA	SHA
41 MILLWOOD Dawon...	0.50	2-0	2	2	2	1/0	0	14.0	7	2	1	6	18	2	0	0	52	.135	0	0	0	0	0
Totals.....	0.50	2-0	2	2	2	1/0	0	14.0	7	2	1	6	18	2	0	0	52	.135	0	0	0	0	0
Opponents.....	2.15	0-2	2	2	1	0/0	0	13.0	13	7	4	8	5	2	0	0	57	.228	1	0	0	0	0

PB - Team (1), GILHOJ 1. SBA/ATT - GILHOJ (2-3), MILLWOOD (2-3).  
<page>

European Cup Women B 2012  
Overall Statistics for UNITED (as of Aug 21, 2012)  
(All games Sorted by Fielding pct)

Player	C	PO	A	E	FLD%	Dps	SBA	CSB	SBA%	PB	CI
14 GILHOJ Henriette..	23	21	2	0	1.000	1	2	1	.667	1	0
41 MILLWOOD Dawon...	7	1	6	0	1.000	1	2	1	.667	0	0
22 JOHN Maiken.....	1	0	1	0	1.000	0	0	0	---	0	0
8 KARLSEN Elisa....	1	1	0	0	1.000	0	0	0	---	0	0
2 HOGH Clara.....	1	0	1	0	1.000	0	0	0	---	0	0
13 ASBAEK Jana.....	1	1	0	0	1.000	0	0	0	---	0	0
40 CANTOR Michelle..	15	14	0	1	.933	0	0	0	---	0	0
7 LORENTZEN Betina..	5	0	4	1	.800	0	0	0	---	0	0
74 KRAGH Merethe....	4	3	0	1	.750	1	0	0	---	0	0
36 MELISSANT Laura..	6	1	3	2	.667	0	0	0	---	0	0
Totals.....	64	42	17	5	.922	1	2	1	.667	1	0
Opponents.....	60	39	16	5	.917	0	0	1	.000	0	0

Hitting minimums - 1 Games 2.5 TPA/Game  
Pitching minimums - 1 Games 2.1 IP/Game



# European Cup Women B

Ostrava (Czech Republic) - August 20<sup>th</sup> / 25<sup>th</sup>, 2012



## Leaders Summary

European Cup Women B 2012  
Batting Leaders (as of Aug 21, 2012)  
(All games)

Hitting minimums - 1 Games 2.5 TPA/Game  
Pitching minimums - 1 Games 2.1 IP/Game

### Batting avg

1. LASSAIGNE Celine, FRA.....	.714
2. GRANATH Tess, SWE.....	.667
3. CIZMIC POKRAJAC Pe, CRO....	.600
4. MIKESKOVA Hana, CZE.....	.500
GILHOJ Henriette, DEN.....	.500
REYLAND Victoria, SUI.....	.500
GIBSON-JONES Sarah, FRA....	.500
ROLLI Jessica, SUI.....	.500
9. MARSHALL Kylie, GBR.....	.455
10. STILLSON Bevin, GBR.....	.444

### Slugging pct

1. REYLAND Victoria, SUI.....	1.000
2. LASSAIGNE Celine, FRA.....	.857
3. GRANATH Tess, SWE.....	.778
4. GIBSON-JONES Sarah, FRA....	.750
ROLLI Jessica, SUI.....	.750
6. GLOUKOFF Julia, SUI.....	.714
7. GILHOJ Henriette, DEN.....	.667
NOVAK Jacquelyn, SUI.....	.667
9. JUHANT Emilie, GBR.....	.600
HUNTER Raina, FRA.....	.600

### On base pct

1. LASSAIGNE Celine, FRA.....	.750
2. GRANATH Tess, SWE.....	.700
3. ROLLI Jessica, SUI.....	.667
GIBSON-JONES Sarah, FRA....	.667
5. GALLAGHER Diane, SWE.....	.636
6. GILHOJ Henriette, DEN.....	.625
HUNTER Raina, FRA.....	.625
8. CIZMIC POKRAJAC Pe, CRO....	.600
9. REYLAND Victoria, SUI.....	.571
10. MIKESKOVA Hana, CZE.....	.556

### Runs scored

1. CAMBALOVA Monika, SVK.....	6
2. MOHLEN Priya, SWE.....	5
3. 16 tied at.....	3

### Hits

1. GRANATH Tess, SWE.....	6
2. MARSHALL Kylie, GBR.....	5
LASSAIGNE Celine, FRA.....	5
4. PETRIKOVA Linda, SVK.....	4
VITKOVA Sabina, CZE.....	4
STILLSON Bevin, GBR.....	4
MIKESKOVA Hana, CZE.....	4
8. 10 tied at.....	3

### Runs batted in

1. REYLAND Victoria, SUI.....	5
2. BROWN Rachel, SWE.....	4
PYTELOVA Katarina, SVK.....	4
WYRWAS Natalia, POL.....	4
GRANATH Tess, SWE.....	4
6. 7 tied at.....	3

### Doubles

1. JUHANT Emilie, GBR.....	3
2. NOVAK Jacquelyn, SUI.....	2
3. 17 tied at.....	1

### Triples

1. KILLER Barbara, CRO.....	1
PODGORSKA Magdalen, POL....	1
GLOUKOFF Julia, SUI.....	1

### Home runs

1. WYRWAS Natalia, POL.....	1
REYLAND Victoria, SUI.....	1

### Total bases

1. GRANATH Tess, SWE.....	7
2. JUHANT Emilie, GBR.....	6
REYLAND Victoria, SUI.....	6
LASSAIGNE Celine, FRA.....	6
MARSHALL Kylie, GBR.....	6
6. WYRWAS Natalia, POL.....	5
STILLSON Bevin, GBR.....	5
GLOUKOFF Julia, SUI.....	5
9. 8 tied at.....	4

### Walks

1. GALLAGHER Diane, SWE.....	5
2. HAVELKA Sasa, GRE.....	3
HUNTER Raina, FRA.....	3
CAMBALOVA Monika, SVK.....	3
SKOPCOVA Lucie, CZE.....	3
6. 13 tied at.....	2

### Hit by pitch

1. 11 tied at.....	1
--------------------	---

### Sac bunts

1. HEADLEY-COOPER Kar, GBR....	2
BERGSTROM Maria, SWE.....	2
3. MOHLEN Priya, SWE.....	1
VAN DER HULST Joke, GBR....	1
ANTONAKI Evangelia, GRE....	1
PAVLOVA Nadezheda, GBR....	1
HORVATHOVA Lenka, SVK.....	1
FERANCOVA Laura, SVK.....	1
LEMAIRE Camille, FRA.....	1
KLUGIEWICZ Adriann, POL....	1

### Sac flies

1. CHRZASZCZ Monika, POL.....	1
RYNIAK Karolina, CZE.....	1
TRAYKOVA Maya, GBR.....	1
CHOJNACKA Pamela, POL.....	1
MARECKA Paulina, POL.....	1

### Stolen bases

1. STABRAWA Agnieszka, CZE....	4
2. JUHANT Emilie, GBR.....	2
CHATZIGEOROPOULOU, GRE....	2
KUROWSKA Patrycja, POL.....	2
CHRZASZCZ Ewa, POL.....	2
GALLAGHER Diane, SWE.....	2
CASPARIS Corina, SUI.....	2
SKOPCOVA Lucie, CZE.....	2
9. 26 tied at.....	1

<page/>

### Total plate appearances

1. BERGSTROM Maria, SWE.....	11
MARSHALL Kylie, GBR.....	11
GALLAGHER Diane, SWE.....	11
JUHANT Emilie, GBR.....	11
5. 9 tied at.....	10

### At bats

1. MARSHALL Kylie, GBR.....	11
2. PETRIKOVA Linda, SVK.....	10
BARTOVICOVA Dagmar, SVK....	10
JUHANT Emilie, GBR.....	10
5. WYRWAS Natalia, POL.....	9
STILLSON Bevin, GBR.....	9
GRANATH Tess, SWE.....	9
VITKOVA Sabina, CZE.....	9
9. 8 tied at.....	8

### Steal attempts

1. SKOPCOVA Lucie, CZE.....	4
STABRAWA Agnieszka, CZE....	4
3. CHATZIGEOROPOULOU, GRE....	2
GALLAGHER Diane, SWE.....	2
KUROWSKA Patrycja, POL.....	2
CHRZASZCZ Ewa, POL.....	2
JUHANT Emilie, GBR.....	2
CASPARIS Corina, SUI.....	2
9. 34 tied at.....	1



# European Cup Women B

Ostrava (Czech Republic) - August 20<sup>th</sup> / 25<sup>th</sup>, 2012



## Strikeouts

1. BORISOVA Milena, GBR.....	6
2. LIOSI Anastasia, GRE.....	5
3. PAGOULATOU Georgia, GRE....	4
MARSHALL Kylie, GBR.....	4
SULLIVAN Carmela, SUI.....	4
6. 9 tied at.....	3

## Caught stealing

1. SKOPCOVA Lucie, CZE.....	2
2. MARSHALL Kylie, GBR.....	1
RYNIAK Karolina, CZE.....	1
BEHULOVA Karolina, SVK.....	1
GILHOJ Henriette, DEN.....	1
LASSAIGNE Celine, FRA.....	1
VRANCIC Ema, CRO.....	1
KOST'ALOVA Michael, SVK....	1
CIZMIC POKRAJAC Pe, CRO....	1

## Grounded into DP

## Avg vs left

-----

## Avg w/2 outs

1. LASSAIGNE Celine, FRA.....	1.000
MELISSANT Laura, DEN.....	1.000
MOHLEN Priya, SWE.....	1.000
REYLAND Victoria, SUI.....	1.000
KRAGH Merethe, DEN.....	1.000
HUNTER Raina, FRA.....	1.000
GIBSON-JONES Sarah, FRA....	1.000
8. GRANATH Tess, SWE.....	.750
9. STILLSON Bevin, GBR.....	.667
HOGH Clara, DEN.....	.667

## Avg w/bases loaded

1. PETRIKOVA Linda, SVK.....	1.000
MELISSANT Laura, DEN.....	1.000
CAMBALOVA Monika, SVK.....	1.000
NOVAK Jacquelyn, SUI.....	1.000
KRAGH Merethe, DEN.....	1.000
LINDVALL Angelica, SWE....	1.000
7. PYTELOVA Katarina, SVK....	.667
8. BARTOVICOVA Dagmar, SVK....	.500
RIERA Camilla, FRA.....	.500
BIHARYOVA Sarah, SVK.....	.500

## Pinch hitting avg

1. MURINOVA Petra, SVK.....	.000
ZOUINE Sophia, FRA.....	.000
LAMPE Ajda, CRO.....	.000
ROBINSSON Sofia, SWE.....	.000
KOLAROVA Jana, CZE.....	.000
BEST Stephanie, FRA.....	.000

## 2-out RBIs

1. MARSHALL Kylie, GBR.....	3
GRANATH Tess, SWE.....	3
RIERA Camilla, FRA.....	3
WYRWAS Natalia, POL.....	3
5. BROWN Rachel, SWE.....	2
CAMBALOVA Monika, SVK.....	2
JONSSON Maria, SWE.....	2
8. 12 tied at.....	1

## Avg vs right

-----

## Avg w/bases empty

1. LASSAIGNE Celine, FRA.....	1.000
MOHLEN Priya, SWE.....	1.000
GILHOJ Henriette, DEN.....	1.000
ROBINSSON Sofia, SWE.....	1.000
ROLLI Jessica, SUI.....	1.000
BEHULOVA Karolina, SVK....	1.000
VAN DER HULST Joke, GBR....	1.000
8. STILLSON Bevin, GBR.....	.667
BERGSTROM Maria, SWE.....	.667
BONAUDO Marion, FRA.....	.667

## Avg w/RBI ops

1. MARSHALL Kylie, GBR.....	1.000
JUHANT Emilie, GBR.....	1.000
PODGORSKA Magdalen, POL....	1.000
MELISSANT Laura, DEN.....	1.000
REYLAND Victoria, SUI.....	1.000
KRAGH Merethe, DEN.....	1.000
KILLER Barbara, CRO.....	1.000
GIBSON-JONES Sarah, FRA....	1.000
9. VITKOVA Sabina, CZE.....	.750
LASSAIGNE Celine, FRA.....	.750

## Pinch hit at bats

1. KOLAROVA Jana, CZE.....	1
ROBINSSON Sofia, SWE.....	1
LAMPE Ajda, CRO.....	1
MURINOVA Petra, SVK.....	1
ZOUINE Sophia, FRA.....	1
BEST Stephanie, FRA.....	1

## Runners advanced

1. MARECKA Paulina, POL.....	3
JONSSON Maria, SWE.....	3
3. 9 tied at.....	2

## Pct reach as leadoff

-----

## Avg w/runners

1. MARSHALL Kylie, GBR.....	1.000
HUNTER Raina, FRA.....	1.000
CIZMIC POKRAJAC Pe, CRO....	1.000
KILLER Barbara, CRO.....	1.000
KRAGH Merethe, DEN.....	1.000
GIBSON-JONES Sarah, FRA....	1.000
7. REYLAND Victoria, SUI.....	.750
8. JUHANT Emilie, GBR.....	.667
GRANATH Tess, SWE.....	.667
ROBINSON Molly, SUI.....	.667

## Pct adv runners

1. MARSHALL Kylie, GBR.....	1.000
MARECKA Paulina, POL.....	1.000
KILLER Barbara, CRO.....	1.000
CIZMIC POKRAJAC Pe, CRO....	1.000
HUNTER Raina, FRA.....	1.000
ANTONAKI Evangelia, GRE....	1.000
KRAGH Merethe, DEN.....	1.000
GIBSON-JONES Sarah, FRA....	1.000
9. PETRIKOVA Linda, SVK.....	.833
10. LASSAIGNE Celine, FRA.....	.800

## Pinch hits

-----

## Runners left on base

1. KOUSOULOU Anna, GRE.....	7
WINKLER Sarah, SUI.....	7
3. BERGSTROM Maria, SWE.....	6
4. LEMAIRE Camille, FRA.....	5
5. ASBAEK Jana, DEN.....	4
BROWN Rachel, SWE.....	4
RIERA Camilla, FRA.....	4
8. 15 tied at.....	3



# European Cup Women B

Ostrava (Czech Republic) - August 20<sup>th</sup> / 25<sup>th</sup>, 2012



## Fly outs

1. MARECKA Paulina, POL.....	5
WYRWAS Natalia, POL.....	5
3. ROBINSON Molly, SUI.....	4
MIKESKOVA Hana, CZE.....	4
RYNIAK Karolina, CZE.....	4
VITKOVA Sabina, CZE.....	4
BROWN Rachel, SWE.....	4
8. 6 tied at.....	3

## Ground outs

1. ASBAEK Jana, DEN.....	6
2. BERGSTROM Maria, SWE.....	5
3. BONAUDO Marion, FRA.....	4
RIERA Camilla, FRA.....	4
5. 10 tied at.....	3

## Fly outs/Ground outs

1. PETRIKOVA Linda, SVK.....	99.00
GRANATH Tess, SWE.....	99.00
WYRWAS Natalia, POL.....	99.00
MIKESKOVA Hana, CZE.....	99.00
ROBINSON Molly, SUI.....	99.00
PODGORSKA Magdalen, POL....	99.00
CAMBALOVA Monika, SVK.....	99.00
BIHARYOVA Sarah, SVK.....	99.00
GILHOJ Henriette, DEN.....	99.00
REYLAND Victoria, SUI.....	99.00

## Ground outs/Fly outs

1. STILLSON Bevin, GBR.....	99.00
BORISOVA Milena, GBR.....	99.00
ASBAEK Jana, DEN.....	99.00
BONAUDO Marion, FRA.....	99.00
BERGSTROM Malin, SWE.....	99.00
SIMITOVIC Leandra, SUI.....	99.00
VRANCIC Ema, CRO.....	99.00
CIZMIC POKRAJAC Pe, CRO....	99.00
ROLLI Jessica, SUI.....	99.00
10. BERGSTROM Maria, SWE.....	5.00

## Hits per game

1. LASSAIGNE Celine, FRA.....	2.50
2. GRANATH Tess, SWE.....	2.00
3. MARSHALL Kylie, GBR.....	1.67
4. HOGH Clara, DEN.....	1.50
GLOUKOFF Julia, SUI.....	1.50
MELISSANT Laura, DEN.....	1.50
GILHOJ Henriette, DEN.....	1.50
REYLAND Victoria, SUI.....	1.50
CIZMIC POKRAJAC Pe, CRO....	1.50
10. PETRIKOVA Linda, SVK.....	1.33

## Runs scored per game

1. CAMBALOVA Monika, SVK.....	2.00
2. MOHLEN Priya, SWE.....	1.67
3. NOVAK Jacquelyn, SUI.....	1.50
CASPARIS Corina, SUI.....	1.50
HUNTER Raina, FRA.....	1.50
6. PETRIKOVA Linda, SVK.....	1.00
JUHANT Emilie, GBR.....	1.00
MIKESKOVA Hana, CZE.....	1.00
PODGORSKA Magdalen, POL....	1.00
BERGSTROM Maria, SWE.....	1.00

## Doubles per game

1. JUHANT Emilie, GBR.....	1.00
NOVAK Jacquelyn, SUI.....	1.00
3. RIERA Camilla, FRA.....	0.50
LASSAIGNE Celine, FRA.....	0.50
GILHOJ Henriette, DEN.....	0.50
CASPARIS Corina, SUI.....	0.50
BONAUDO Marion, FRA.....	0.50
KRAGH Merethe, DEN.....	0.50
HUNTER Raina, FRA.....	0.50
GIBSON-JONES Sarah, FRA....	0.50

## Triples per game

1. GLOUKOFF Julia, SUI.....	0.50
KILLER Barbara, CRO.....	0.50
3. PODGORSKA Magdalen, POL....	0.33
MARSHALL Kylie, GBR.....	0.00
JUHANT Emilie, GBR.....	0.00
PETRIKOVA Linda, SVK.....	0.00
BARTOVICOVA Dagmar, SVK....	0.00
VITKOVA Sabina, CZE.....	0.00
GRANATH Tess, SWE.....	0.00
STILLSON Bevin, GBR.....	0.00

## Homers per game

1. REYLAND Victoria, SUI.....	0.50
2. WYRWAS Natalia, POL.....	0.33
3. MARSHALL Kylie, GBR.....	0.00
PETRIKOVA Linda, SVK.....	0.00
JUHANT Emilie, GBR.....	0.00
BARTOVICOVA Dagmar, SVK....	0.00
GRANATH Tess, SWE.....	0.00
VITKOVA Sabina, CZE.....	0.00
STILLSON Bevin, GBR.....	0.00
HEADLEY-COOPER Kar, GBR....	0.00

## RBIs per game

1. REYLAND Victoria, SUI.....	2.50
2. GLOUKOFF Julia, SUI.....	1.50
LASSAIGNE Celine, FRA.....	1.50
RIERA Camilla, FRA.....	1.50
NOVAK Jacquelyn, SUI.....	1.50
6. GRANATH Tess, SWE.....	1.33
WYRWAS Natalia, POL.....	1.33
BROWN Rachel, SWE.....	1.33
9. MARSHALL Kylie, GBR.....	1.00
RYNIAK Karolina, CZE.....	1.00

## Stolen bases per game

1. CASPARIS Corina, SUI.....	1.00
2. JUHANT Emilie, GBR.....	0.67
SKOPCOVA Lucie, CZE.....	0.67
GALLAGHER Diane, SWE.....	0.67
5. REYLAND Victoria, SUI.....	0.50
SIMITOVIC Leandra, SUI.....	0.50
ROLLI Jessica, SUI.....	0.50
8. PETRIKOVA Linda, SVK.....	0.33
BARTOVICOVA Dagmar, SVK....	0.33
GRANATH Tess, SWE.....	0.33

## Walks per game

1. GALLAGHER Diane, SWE.....	1.67
2. HUNTER Raina, FRA.....	1.50
3. CAMBALOVA Monika, SVK.....	1.00
SKOPCOVA Lucie, CZE.....	1.00
GILHOJ Henriette, DEN.....	1.00
SIMITOVIC Leandra, SUI.....	1.00
MILLWOOD Dawon, DEN.....	1.00
GIBSON-JONES Sarah, FRA....	1.00
9. JONSSON Maria, SWE.....	0.67
PODGORSKA Magdalen, POL....	0.67

## Strikeouts per game

1. VITKOVA Sabina, CZE.....	0.00
GRANATH Tess, SWE.....	0.00
MIKESKOVA Hana, CZE.....	0.00
MELISSANT Laura, DEN.....	0.00
LASSAIGNE Celine, FRA.....	0.00
MOHLEN Priya, SWE.....	0.00
GLOUKOFF Julia, SUI.....	0.00
BROWN Rachel, SWE.....	0.00
NOVAK Jacquelyn, SUI.....	0.00
KARLSEN Elisa, DEN.....	0.00

## At bats per game

1. BORISOVA Milena, GBR.....	4.00
HOGH Clara, DEN.....	4.00
3. MARSHALL Kylie, GBR.....	3.67
4. LASSAIGNE Celine, FRA.....	3.50
GLOUKOFF Julia, SUI.....	3.50
RIERA Camilla, FRA.....	3.50
ROBINSON Molly, SUI.....	3.50
ASBAEK Jana, DEN.....	3.50
MELISSANT Laura, DEN.....	3.50
CAUCHI Cindy, FRA.....	3.50

## Plate appearances/game

1. BORISOVA Milena, GBR.....	4.00
HOGH Clara, DEN.....	4.00
LASSAIGNE Celine, FRA.....	4.00
CANTOR Michelle, DEN.....	4.00
LEMAIRE Camille, FRA.....	4.00
GILHOJ Henriette, DEN.....	4.00
HUNTER Raina, FRA.....	4.00
8. MARSHALL Kylie, GBR.....	3.67
JUHANT Emilie, GBR.....	3.67
BERGSTROM Maria, SWE.....	3.67



# European Cup Women B

Ostrava (Czech Republic) - August 20<sup>th</sup> / 25<sup>th</sup>, 2012



## European Cup Women B 2012 Pitching Leaders (as of Aug 21, 2012) (All games)

Hitting minimums - 1 Games 2.5 TPA/Game  
Pitching minimums - 1 Games 2.1 IP/Game

### Earned run avg

1. BROWN Rachel, SWE.....	0.00
2. MILLWOOD Dawon, DEN.....	0.50
3. REYLAND Victoria, SUI.....	0.58
4. PYTELOVA Katarina, SVK.....	0.95
5. VAN DER HULST Joke, GBR.....	2.10
6. LASSAIGNE Celine, FRA.....	2.62
7. WYRWAS Natalia, POL.....	3.00
8. SNIIEC Daria, POL.....	3.32
9. GAERTNER Charline, FRA.....	3.71
10. ZUPANIC Tihana, CRO.....	3.82

### Opposing bat avg

1. PYTELOVA Katarina, SVK.....	.077
2. BROWN Rachel, SWE.....	.105
3. MILLWOOD Dawon, DEN.....	.135
4. REYLAND Victoria, SUI.....	.167
5. LASSAIGNE Celine, FRA.....	.211
6. SNIIEC Daria, POL.....	.219
7. VAN DER HULST Joke, GBR.....	.246
8. WYRWAS Natalia, POL.....	.275
9. GAERTNER Charline, FRA.....	.286
10. ZUPANIC Tihana, CRO.....	.290

### Innings pitched

1. VAN DER HULST Joke, GBR.....	16.2
2. BROWN Rachel, SWE.....	16.0
3. MILLWOOD Dawon, DEN.....	14.0
4. KOUSOULOU Anna, GRE.....	13.2
5. REYLAND Victoria, SUI.....	12.0
6. WYRWAS Natalia, POL.....	9.1
7. ZUPANIC Tihana, CRO.....	7.1
8. PYTELOVA Katarina, SVK.....	7.1
9. BEHULOVA Karolina, SVK.....	6.2
10. SNIIEC Daria, POL.....	6.1

### Batters struck out

1. BROWN Rachel, SWE.....	36
2. MILLWOOD Dawon, DEN.....	18
3. VAN DER HULST Joke, GBR.....	17
4. REYLAND Victoria, SUI.....	17
5. ZUPANIC Tihana, CRO.....	8
6. WYRWAS Natalia, POL.....	7
7. KOUSOULOU Anna, GRE.....	7
8. MIKESKOVA Hana, CZE.....	4
9. LASSAIGNE Celine, FRA.....	4
10.2 tied at.....	3

### Batters SO out looking

1. VAN DER HULST Joke, GBR.....	5
2. REYLAND Victoria, SUI.....	4
3. MILLWOOD Dawon, DEN.....	3
4. KOUSOULOU Anna, GRE.....	3
5. ZUPANIC Tihana, CRO.....	3
6. MIKESKOVA Hana, CZE.....	3
7. LASSAIGNE Celine, FRA.....	2
8. BEHULOVA Karolina, SVK.....	2
9. 5 tied at.....	1

### Wins

1. BROWN Rachel, SWE.....	3
2. REYLAND Victoria, SUI.....	2
3. MILLWOOD Dawon, DEN.....	2
4. PYTELOVA Katarina, SVK.....	2
5. VAN DER HULST Joke, GBR.....	2
6. LASSAIGNE Celine, FRA.....	1
7. BELUNKOVA Aneta, CZE.....	1

### Saves

-----

### Appearances

1. BROWN Rachel, SWE.....	3
2. KOUSOULOU Anna, GRE.....	3
3. VAN DER HULST Joke, GBR.....	3
4. 10 tied at.....	2

### Games started

1. BROWN Rachel, SWE.....	3
2. VAN DER HULST Joke, GBR.....	3
3. KOUSOULOU Anna, GRE.....	3
4. BELUNKOVA Aneta, CZE.....	2
5. MILLWOOD Dawon, DEN.....	2
6. WYRWAS Natalia, POL.....	2
7. REYLAND Victoria, SUI.....	2
8. 9 tied at.....	1

### Games finished

1. SNIIEC Daria, POL.....	2
2. GRZESZCZAK Aleksand, CZE.....	2
3. STABRAWA Agnieszka, CZE.....	1
4. ZUPANIC Tihana, CRO.....	1
5. PYTELOVA Katarina, SVK.....	1
6. MARSHALL Kylie, GBR.....	1
7. LASSAIGNE Celine, FRA.....	1

### Games in relief

1. SNIIEC Daria, POL.....	2
2. GRZESZCZAK Aleksand, CZE.....	2
3. BEHULOVA Karolina, SVK.....	1
4. MARSHALL Kylie, GBR.....	1
5. PYTELOVA Katarina, SVK.....	1
6. ZUPANIC Tihana, CRO.....	1
7. LASSAIGNE Celine, FRA.....	1
8. STABRAWA Agnieszka, CZE.....	1

### Sac bunts allowed

1. VAN DER HULST Joke, GBR.....	3
2. HARAMINA Michaela, CRO.....	3
3. BEHULOVA Karolina, SVK.....	1
4. SNIIEC Daria, POL.....	1
5. ZUPANIC Tihana, CRO.....	1
6. REYLAND Victoria, SUI.....	1
7. STABRAWA Agnieszka, CZE.....	1
8. BROWN Rachel, SWE.....	1

### Sac flies allowed

1. BEHULOVA Karolina, SVK.....	3
2. KOUSOULOU Anna, GRE.....	1
3. WYRWAS Natalia, POL.....	1

### Losses

1. KOUSOULOU Anna, GRE.....	3
2. WYRWAS Natalia, POL.....	2
3. HARAMINA Michaela, CRO.....	1
4. GRZANOWSKA Malgorz, POL.....	1
5. MIKESKOVA Hana, CZE.....	1
6. GAERTNER Charline, FRA.....	1
7. BELUNKOVA Aneta, CZE.....	1
8. VAN DER HULST Joke, GBR.....	1
9. ZUPANIC Tihana, CRO.....	1
10. BEHULOVA Karolina, SVK.....	1

### Runners picked off

-----

### Wild pitches

1. ZUPANIC Tihana, CRO.....	4
2. KOUSOULOU Anna, GRE.....	4
3. SNIIEC Daria, POL.....	3
4. LASSAIGNE Celine, FRA.....	2
5. BEHULOVA Karolina, SVK.....	2
6. BELUNKOVA Aneta, CZE.....	1

### Balks

-----

### Hit batters

1. ZUPANIC Tihana, CRO.....	3
2. SNIIEC Daria, POL.....	2
3. MARSHALL Kylie, GBR.....	1
4. MIKESKOVA Hana, CZE.....	1
5. ZAPALACOVA Dominik, SVK.....	1
6. BEHULOVA Karolina, SVK.....	1
7. GRZESZCZAK Aleksand, CZE.....	1
8. LASSAIGNE Celine, FRA.....	1

### Intentional BB allowed

1. ZUPANIC Tihana, CRO.....	1
-----------------------------	---

### Hits allowed

1. PYTELOVA Katarina, SVK.....	2
2. LASSAIGNE Celine, FRA.....	4
3. BROWN Rachel, SWE.....	6
4. SNIIEC Daria, POL.....	7
5. REYLAND Victoria, SUI.....	7
6. MILLWOOD Dawon, DEN.....	7
7. GAERTNER Charline, FRA.....	8
8. ZUPANIC Tihana, CRO.....	9
9. BEHULOVA Karolina, SVK.....	10
10. WYRWAS Natalia, POL.....	14

### Runs allowed

1. PYTELOVA Katarina, SVK.....	1
2. REYLAND Victoria, SUI.....	1
3. BROWN Rachel, SWE.....	2
4. MILLWOOD Dawon, DEN.....	2
5. LASSAIGNE Celine, FRA.....	3
6. GAERTNER Charline, FRA.....	5
7. VAN DER HULST Joke, GBR.....	6
8. ZUPANIC Tihana, CRO.....	9
9. SNIIEC Daria, POL.....	11
10. BEHULOVA Karolina, SVK.....	14





# European Cup Women B

Ostrava (Czech Republic) - August 20<sup>th</sup> / 25<sup>th</sup>, 2012



## Earned runs allowed

1. BROWN Rachel, SWE.....	0
2. REYLAND Victoria, SUI.....	1
MILLWOOD Dawon, DEN.....	1
PYTELOVA Katarina, SVK.....	1
5. LASSAIGNE Celine, FRA.....	2
6. GAERTNER Charline, FRA.....	3
SNIEC Daria, POL.....	3
8. ZUPANIC Tihana, CRO.....	4
WYRWAS Natalia, POL.....	4
10.VAN DER HULST Joke, GBR....	5

## Walks allowed

1. BROWN Rachel, SWE.....	0
2. PYTELOVA Katarina, SVK.....	1
3. VAN DER HULST Joke, GBR....	2
REYLAND Victoria, SUI.....	2
5. LASSAIGNE Celine, FRA.....	3
WYRWAS Natalia, POL.....	3
7. ZUPANIC Tihana, CRO.....	6
GAERTNER Charline, FRA.....	6
MILLWOOD Dawon, DEN.....	6
BEHULOVA Karolina, SVK.....	6

## Doubles allowed

1. SNIEC Daria, POL.....	0
BROWN Rachel, SWE.....	0
PYTELOVA Katarina, SVK.....	0
VAN DER HULST Joke, GBR....	0
REYLAND Victoria, SUI.....	0
6. GAERTNER Charline, FRA.....	1
LASSAIGNE Celine, FRA.....	1
ZUPANIC Tihana, CRO.....	1
9. MILLWOOD Dawon, DEN.....	2
BEHULOVA Karolina, SVK.....	2

## Triples allowed

1. SNIEC Daria, POL.....	0
BROWN Rachel, SWE.....	0
PYTELOVA Katarina, SVK.....	0
WYRWAS Natalia, POL.....	0
REYLAND Victoria, SUI.....	0
KOUSOULOU Anna, GRE.....	0
GAERTNER Charline, FRA.....	0
LASSAIGNE Celine, FRA.....	0
ZUPANIC Tihana, CRO.....	0
MILLWOOD Dawon, DEN.....	0

## Home runs allowed

1. SNIEC Daria, POL.....	0
BROWN Rachel, SWE.....	0
PYTELOVA Katarina, SVK.....	0
WYRWAS Natalia, POL.....	0
REYLAND Victoria, SUI.....	0
VAN DER HULST Joke, GBR....	0
GAERTNER Charline, FRA.....	0
LASSAIGNE Celine, FRA.....	0
ZUPANIC Tihana, CRO.....	0
MILLWOOD Dawon, DEN.....	0

## B/avg vs left

1. KOUSOULOU Anna, GRE.....	.000
VAN DER HULST Joke, GBR....	.000
BROWN Rachel, SWE.....	.000
MILLWOOD Dawon, DEN.....	.000
WYRWAS Natalia, POL.....	.000
REYLAND Victoria, SUI.....	.000
SNIEC Daria, POL.....	.000
ZUPANIC Tihana, CRO.....	.000
BEHULOVA Karolina, SVK.....	.000
GAERTNER Charline, FRA.....	.000

## B/avg vs right

1. PYTELOVA Katarina, SVK....	.077
2. BROWN Rachel, SWE.....	.105
3. MILLWOOD Dawon, DEN.....	.135
4. REYLAND Victoria, SUI.....	.167
5. LASSAIGNE Celine, FRA.....	.211
6. SNIEC Daria, POL.....	.219
7. VAN DER HULST Joke, GBR....	.246
8. WYRWAS Natalia, POL.....	.275
9. GAERTNER Charline, FRA.....	.286
10.ZUPANIC Tihana, CRO.....	.290

## B/avg vs leadoff

1. BROWN Rachel, SWE.....	.059
2. MILLWOOD Dawon, DEN.....	.071
3. BEHULOVA Karolina, SVK....	.167
4. REYLAND Victoria, SUI.....	.250
5. PYTELOVA Katarina, SVK....	.286
6. GAERTNER Charline, FRA.....	.333
7. VAN DER HULST Joke, GBR....	.500
8. KOUSOULOU Anna, GRE.....	.571
ZUPANIC Tihana, CRO.....	.571
10.WYRWAS Natalia, POL.....	.600

## B/avg w/2 outs

1. PYTELOVA Katarina, SVK....	.000
2. ZUPANIC Tihana, CRO.....	.100
3. BROWN Rachel, SWE.....	.118
4. REYLAND Victoria, SUI.....	.125
5. VAN DER HULST Joke, GBR....	.167
MILLWOOD Dawon, DEN.....	.167
WYRWAS Natalia, POL.....	.167
8. KOUSOULOU Anna, GRE.....	.190
9. SNIEC Daria, POL.....	.250
10.LASSAIGNE Celine, FRA.....	.286

## B/avg w/runners

1. BROWN Rachel, SWE.....	.067
2. REYLAND Victoria, SUI.....	.083
3. PYTELOVA Katarina, SVK....	.111
4. MILLWOOD Dawon, DEN.....	.150
5. LASSAIGNE Celine, FRA.....	.167
6. SNIEC Daria, POL.....	.185
7. VAN DER HULST Joke, GBR....	.214
8. GAERTNER Charline, FRA.....	.278
9. WYRWAS Natalia, POL.....	.294
10.ZUPANIC Tihana, CRO.....	.300

## Fly ball outs

1. KOUSOULOU Anna, GRE.....	17
2. VAN DER HULST Joke, GBR....	15
3. BEHULOVA Karolina, SVK....	12
4. REYLAND Victoria, SUI.....	11
5. WYRWAS Natalia, POL.....	10
BROWN Rachel, SWE.....	10
7. SNIEC Daria, POL.....	9
8. MIKESKOVA Hana, CZE.....	8
MILLWOOD Dawon, DEN.....	8
10.3 tied at.....	7

## Ground ball outs

1. KOUSOULOU Anna, GRE.....	15
VAN DER HULST Joke, GBR....	15
3. MILLWOOD Dawon, DEN.....	14
4. WYRWAS Natalia, POL.....	10
ZUPANIC Tihana, CRO.....	10
PYTELOVA Katarina, SVK....	10
7. GAERTNER Charline, FRA.....	8
8. 4 tied at.....	6

## Fly/Ground outs

1. BROWN Rachel, SWE.....	3.33
2. BEHULOVA Karolina, SVK....	2.00
3. REYLAND Victoria, SUI.....	1.83
4. SNIEC Daria, POL.....	1.50
LASSAIGNE Celine, FRA.....	1.50
6. KOUSOULOU Anna, GRE.....	1.13
7. VAN DER HULST Joke, GBR....	1.00
WYRWAS Natalia, POL.....	1.00
9. GAERTNER Charline, FRA.....	0.88
10.PYTELOVA Katarina, SVK....	0.70

## Ground/Fly outs

1. ZUPANIC Tihana, CRO.....	3.33
2. MILLWOOD Dawon, DEN.....	1.75
3. PYTELOVA Katarina, SVK....	1.43
4. GAERTNER Charline, FRA.....	1.14
5. VAN DER HULST Joke, GBR....	1.00
WYRWAS Natalia, POL.....	1.00
7. KOUSOULOU Anna, GRE.....	0.88
8. SNIEC Daria, POL.....	0.67
LASSAIGNE Celine, FRA.....	0.67
10.REYLAND Victoria, SUI.....	0.55

## Fly outs/game

1. BEHULOVA Karolina, SVK....	12.60
2. SNIEC Daria, POL.....	9.95
3. KOUSOULOU Anna, GRE.....	8.71
4. GAERTNER Charline, FRA.....	8.65
5. LASSAIGNE Celine, FRA.....	7.88
6. WYRWAS Natalia, POL.....	7.50
7. PYTELOVA Katarina, SVK....	6.68
8. REYLAND Victoria, SUI.....	6.42
9. VAN DER HULST Joke, GBR....	6.30
10.BROWN Rachel, SWE.....	4.38

## Ground outs/game

1. GAERTNER Charline, FRA.....	9.88
2. ZUPANIC Tihana, CRO.....	9.55
3. PYTELOVA Katarina, SVK....	9.55
4. KOUSOULOU Anna, GRE.....	7.68
5. WYRWAS Natalia, POL.....	7.50
6. MILLWOOD Dawon, DEN.....	7.00
7. SNIEC Daria, POL.....	6.63
8. VAN DER HULST Joke, GBR....	6.30
BEHULOVA Karolina, SVK....	6.30
10.LASSAIGNE Celine, FRA.....	5.25

## Innings per game

1. MILLWOOD Dawon, DEN.....	7.00
2. REYLAND Victoria, SUI.....	6.00
3. GAERTNER Charline, FRA.....	5.67
4. VAN DER HULST Joke, GBR....	5.56
5. BROWN Rachel, SWE.....	5.33
6. WYRWAS Natalia, POL.....	4.67
7. KOUSOULOU Anna, GRE.....	4.56
8. ZUPANIC Tihana, CRO.....	3.67
PYTELOVA Katarina, SVK....	3.67
10.BEHULOVA Karolina, SVK....	3.33

## Strikeouts/game

1. BROWN Rachel, SWE.....	15.75
2. REYLAND Victoria, SUI.....	9.92
3. MILLWOOD Dawon, DEN.....	9.00
4. ZUPANIC Tihana, CRO.....	7.64
5. VAN DER HULST Joke, GBR....	7.14
6. WYRWAS Natalia, POL.....	5.25
LASSAIGNE Celine, FRA.....	5.25
8. KOUSOULOU Anna, GRE.....	3.59
9. SNIEC Daria, POL.....	3.32
10.PYTELOVA Katarina, SVK....	2.86

## Walks allowed/game

1. BROWN Rachel, SWE.....	0.00
2. VAN DER HULST Joke, GBR....	0.84
3. PYTELOVA Katarina, SVK....	0.95
4. REYLAND Victoria, SUI.....	1.17
5. WYRWAS Natalia, POL.....	2.25
6. MILLWOOD Dawon, DEN.....	3.00
7. LASSAIGNE Celine, FRA.....	3.94
8. KOUSOULOU Anna, GRE.....	5.12
9. ZUPANIC Tihana, CRO.....	5.73
10.BEHULOVA Karolina, SVK....	6.30



# European Cup Women B

Ostrava (Czech Republic) - August 20<sup>th</sup> / 25<sup>th</sup>, 2012



## Doubles allowed/game

1. VAN DER HULST Joke, GBR....	0.00
BROWN Rachel, SWE.....	0.00
REYLAND Victoria, SUI.....	0.00
PYTELOVA Katarina, SVK.....	0.00
SNIEC Daria, POL.....	0.00
6. ZUPANIC Tihana, CRO.....	0.95
7. MILLWOOD Dawon, DEN.....	1.00
8. GAERTNER Charline, FRA.....	1.24
9. LASSAIGNE Celine, FRA.....	1.31
10.KOUSOULOU Anna, GRE.....	2.05

## Batters faced/game

1. SNIEC Daria, POL.....	47.53
2. KOUSOULOU Anna, GRE.....	42.51
3. BEHULOVA Karolina, SVK.....	42.00
GAERTNER Charline, FRA.....	42.00
5. WYRWAS Natalia, POL.....	41.25
6. ZUPANIC Tihana, CRO.....	39.14
7. LASSAIGNE Celine, FRA.....	30.19
8. MILLWOOD Dawon, DEN.....	29.00
9. VAN DER HULST Joke, GBR....	27.72
10.REYLAND Victoria, SUI.....	26.25

## Earned runs/game

1. BROWN Rachel, SWE.....	0.00
2. MILLWOOD Dawon, DEN.....	0.50
3. REYLAND Victoria, SUI.....	0.58
4. PYTELOVA Katarina, SVK.....	0.95
5. VAN DER HULST Joke, GBR....	2.10
6. LASSAIGNE Celine, FRA.....	2.62
7. WYRWAS Natalia, POL.....	3.00
8. SNIEC Daria, POL.....	3.32
9. GAERTNER Charline, FRA.....	3.71
10.ZUPANIC Tihana, CRO.....	3.82

## Triples allowed/game

1. BROWN Rachel, SWE.....	0.00
MILLWOOD Dawon, DEN.....	0.00
KOUSOULOU Anna, GRE.....	0.00
REYLAND Victoria, SUI.....	0.00
WYRWAS Natalia, POL.....	0.00
PYTELOVA Katarina, SVK.....	0.00
ZUPANIC Tihana, CRO.....	0.00
BEHULOVA Karolina, SVK.....	0.00
SNIEC Daria, POL.....	0.00
GAERTNER Charline, FRA.....	0.00

## Hits allowed/game

1. PYTELOVA Katarina, SVK.....	1.91
2. BROWN Rachel, SWE.....	2.62
3. MILLWOOD Dawon, DEN.....	3.50
4. REYLAND Victoria, SUI.....	4.08
5. LASSAIGNE Celine, FRA.....	5.25
6. VAN DER HULST Joke, GBR....	6.30
7. SNIEC Daria, POL.....	7.74
8. ZUPANIC Tihana, CRO.....	8.59
9. GAERTNER Charline, FRA.....	9.88
10.WYRWAS Natalia, POL.....	10.50

## Homers allowed/game

1. VAN DER HULST Joke, GBR....	0.00
BROWN Rachel, SWE.....	0.00
MILLWOOD Dawon, DEN.....	0.00
REYLAND Victoria, SUI.....	0.00
WYRWAS Natalia, POL.....	0.00
ZUPANIC Tihana, CRO.....	0.00
PYTELOVA Katarina, SVK.....	0.00
SNIEC Daria, POL.....	0.00
GAERTNER Charline, FRA.....	0.00
LASSAIGNE Celine, FRA.....	0.00

## Runs allowed/game

1. REYLAND Victoria, SUI.....	0.58
2. BROWN Rachel, SWE.....	0.88
3. PYTELOVA Katarina, SVK.....	0.95
4. MILLWOOD Dawon, DEN.....	1.00
5. VAN DER HULST Joke, GBR....	2.52
6. LASSAIGNE Celine, FRA.....	3.94
7. GAERTNER Charline, FRA.....	6.18
8. ZUPANIC Tihana, CRO.....	8.59
9. SNIEC Daria, POL.....	12.16
10.WYRWAS Natalia, POL.....	12.75



# European Cup Women B

Ostrava (Czech Republic) - August 20<sup>th</sup> / 25<sup>th</sup>, 2012



European Cup Women B 2012  
Fielding Leaders (as of Aug 21, 2012)  
(All games)

Hitting minimums - 1 Games

Pitching minimums - 1 Games 2.1 IP/Game

#### Fielding pct

1. GILHOJ Henriette, DEN.....	1.000
JONSSON Maria, SWE.....	1.000
STILLSON Bevin, GBR.....	1.000
MARSHALL Kylie, GBR.....	1.000
KILLER Barbara, CRO.....	1.000
RIERA Camilla, FRA.....	1.000
BARTOVICOVA Dagmar, SVK....	1.000
KESWICK Victoria, GBR.....	1.000
SINDLEROVA Mirosla, CZE....	1.000
ZOULINE Sophia, FRA.....	1.000

#### Assists

1. VITKOVA Sabina, CZE.....	8
2. KRANCZYK Anna, POL.....	7
CAMBALOVA Monika, SVK.....	7
4. ZUPANIC Tihana, CRO.....	6
CAUCHI Cindy, FRA.....	6
MILLWOOD Dawon, DEN.....	6
7. VAN DER HULST Joke, GBR....	5
REYLAND Victoria, SUI.....	5
BORISOVA Milena, GBR.....	5
SKOPCOVA Lucie, CZE.....	5

#### Catchers interference

-----

#### Caught stealing by

1. KILLER Barbara, CRO.....	2
STILLSON Bevin, GBR.....	2
ROLLI Jessica, SUI.....	2
REYLAND Victoria, SUI.....	2
VAN DER HULST Joke, GBR....	2
6. 10 tied at.....	1

#### Chances

1. GRANATH Tess, SWE.....	27
2. GILHOJ Henriette, DEN.....	23
3. ROLLI Jessica, SUI.....	21
4. MARECKA Paulina, POL.....	19
5. JONSSON Maria, SWE.....	16
STILLSON Bevin, GBR.....	16
7. CANTOR Michelle, DEN.....	15
BIHARYOVA Sarah, SVK.....	15
CHRZASZCZ Monika, POL.....	15
10. CHATZIGEOROPOULOU, GRE....	14

#### Fielding double plays

1. WYRWAS Natalia, POL.....	2
JUHANT Emilie, GBR.....	2
BIHARYOVA Sarah, SVK.....	2
4. 14 tied at.....	1

#### Steal attempts against

1. KOUSOULOU Anna, GRE.....	11
2. HAVELKA Sasa, GRE.....	9
3. KOLAROVA Jana, CZE.....	6
CHRZASZCZ Monika, POL.....	6
PETRIKOVA Linda, SVK.....	6
BEHULOVA Karolina, SVK.....	6
7. KILLER Barbara, CRO.....	5
GRZANOWSKA Malgorz, POL....	5
BROWN Rachel, SWE.....	5
MARECKA Paulina, POL.....	5

#### Errors

1. PAGOULATOU Georgia, GRE....	6
2. SNIIEC Daria, POL.....	5
3. NIEWIADOMSKA Aleks, POL....	4
KALADOUKA Elisavet, GRE....	4
PRSKALO Katarina, CRO.....	4
GRANATH Tess, SWE.....	4
7. HERMANSSON Sanna, SWE.....	3
CHOJNACKA Pamela, POL.....	3
9. 11 tied at.....	2

#### Putouts

1. GRANATH Tess, SWE.....	21
GILHOJ Henriette, DEN.....	21
3. ROLLI Jessica, SUI.....	18
4. JONSSON Maria, SWE.....	16
5. MARECKA Paulina, POL.....	15
6. BIHARYOVA Sarah, SVK.....	14
CANTOR Michelle, DEN.....	14
8. CHATZIGEOROPOULOU, GRE....	13
STILLSON Bevin, GBR.....	13
10. CHRZASZCZ Monika, POL.....	12

#### Passed balls

1. KILLER Barbara, CRO.....	5
2. CHRZASZCZ Monika, POL.....	4
PETRIKOVA Linda, SVK.....	4
4. KOLAROVA Jana, CZE.....	3
STILLSON Bevin, GBR.....	3
6. HAVELKA Sasa, GRE.....	2
7. 5 tied at.....	1

#### Stolen bases against

1. KOUSOULOU Anna, GRE.....	10
2. HAVELKA Sasa, GRE.....	8
3. BEHULOVA Karolina, SVK.....	6
KOLAROVA Jana, CZE.....	6
PETRIKOVA Linda, SVK.....	6
CHRZASZCZ Monika, POL.....	6
7. GRZANOWSKA Malgorz, POL....	5
MARECKA Paulina, POL.....	5
9. BROWN Rachel, SWE.....	4
10.5 tied at.....	3



# European Cup Women B

Ostrava (Czech Republic) - August 20<sup>th</sup> / 25<sup>th</sup>, 2012



## Technical Appointments

### Wednesday 22<sup>nd</sup> August

Field	Time	Home Team	Visitor Team
Ostrava 1	10:00	Ladonas (GRE)	Les Comanches (FRA)
<b>Umpires:</b>	MAGDALENIC Alen	PLUTARSKI Tomasz	FIOR Dario
<b>Scorekeepers:</b>			BATTISTELLA Marco
<b>T.C.:</b>	JENNINGS Mike		
<b>Field</b>	<b>Time</b>	<b>Home Team</b>	<b>Visitor Team</b>
Ostrava 2	10:00	Princ (CRO)	Skovde (SWE)
<b>Umpires:</b>	HOEVEN VD Gerrit-Jan	UTZIG Beate	HARKARIK Martin
<b>Scorekeepers:</b>			DUIN Dennis
<b>T.C.:</b>	JENNINGS Mike		
<b>Field</b>	<b>Time</b>	<b>Home Team</b>	<b>Visitor Team</b>
Ostrava 1	12:00	Eagles (SUI)	United (DEN)
<b>Umpires:</b>	KOVOCEVIC Robert	KASPERCIK Pavel	SANDHU Jes
<b>Scorekeepers:</b>			BATTISTELLA Marco
<b>T.C.:</b>	JENNINGS Mike		
<b>Field</b>	<b>Time</b>	<b>Home Team</b>	<b>Visitor Team</b>
Ostrava 2	12:30	London Angels (GBR)	Trnava (SVK)
<b>Umpires:</b>	MILGROM Benjamin	FIOR Dario	PLUTARSKI Tomasz
<b>Scorekeepers:</b>			DUIN Dennis
<b>T.C.:</b>	JENNINGS Mike		
<b>Field</b>	<b>Time</b>	<b>Home Team</b>	<b>Visitor Team</b>
Ostrava 1	15:30	Szostka Brzeg (POL)	Princ (CRO)
<b>Umpires:</b>	PETTERSON Raymond	HOEVEN VD Gerrit-Jan	KASPERCIK Pavel
<b>Scorekeepers:</b>			BATTISTELLA Marco
<b>T.C.:</b>	JENNINGS Mike		
<b>Field</b>	<b>Time</b>	<b>Home Team</b>	<b>Visitor Team</b>
Ostrava 2	17:00	Les Comanches (FRA)	Eagles (SUI)
<b>Umpires:</b>	UTZIG Beate	HARKARIK Martin	MAGDALENIC Alen
<b>Scorekeepers:</b>			DUIN Dennis
<b>T.C.:</b>	JENNINGS Mike		



# European Cup Women B

Ostrava (Czech Republic) - August 20<sup>th</sup> / 25<sup>th</sup>, 2012



<b>Field</b>	<b>Time</b>	<b>Home Team</b>	<b>Visitor Team</b>
Ostrava 1	18:00	United (DEN)	Ostrava (CZE)

**Umpires:** SANDHU Jes  
**Scorekeepers:** JENNINGS Mike  
**T.C.:**

KOVACEVIC Robert

MILGROM Benjamin  
BATTISTELLA Marco



# European Cup Women B

Ostrava (Czech Republic) - August 20<sup>th</sup> / 25<sup>th</sup>, 2012



## Abbreviations

HITTING		FIELDING	
2B	Doubles	A	Assists
3B	Triples	C	Chances
AB	At bats	CI	Catcher's interference
AVG	Batting average	CSB	Caught stealing by (pitcher and catcher)
BB	Base on balls	DPs	Double plays participated in
GPD	Grounded into double plays	E	Errors
GP / GS	Games played / Games started	FLD%	Fielding percentage
H	Base hits	PB	Passed balls (catcher)
HBP	Hit by pitch	PO	Putouts
HR	Home runs	SBA	Stolen bases allowed (pitcher and catcher)
IBB	Intentional base on balls	SBA%	Stolen bases against percentage (pitcher and catcher)
OB%	On base percentage		
R	Runs scored		
RBI	Runs batted in		
SB / ATT	Stolen bases / Stolen bases attempts		
SF	Sacrifice flies		
SH	Sacrifice hits		
SLG%	Slugging percentage		
SO	Strikeouts		
TB	Total bases		
PITCHING		ANALYSIS STATISTICS	
2B	Doubles allowed	vs Left	Avg against left-handed pitchers
3B	Triples allowed	vs Right	Avg against right-handed pitchers
AB	At bats	rch by leadoff	Avg when leading off an inning
APP / GS	Appearances / Game starts	with 2 outs	Avg when batting with 2 outs
B/Avg	Opponent batting average	w/runners on	Avg when batting with runners on base
BB	Base on balls allowed	w/bases empty	Avg when batting with bases empty
BF	Batters faced	RBI ops	Avg when batting with runners on 2nd or 3rd base
IBB	Intentional base on balls allowed	Gnd out	Number of ground outs (includes SACs, but not errors)
BK	Balk	Fly out	Number of fly outs (includes SFs, but not errors)
CG	Complete games	Fly / Gnd	Fly outs to ground outs ratio
ER	Earned runs allowed	pinch hitting	Avg as pinch hitter
ERA	Earned run average	with runners in scoring pos	Avg when batting with runners in scoring positions
FO	Fly outs	w/rnr on 3rd and LT 2 outs	Avg when batting with runner on third base and less than 2 outs
GO	Ground outs	with 2 outs	Avg when batting with 2 outs
H	Hits allowed	2 out rbi	Runs batted in with 2 outs
HBP	Hit by pitch	success advancing rnr	Success advancing runners
HR	Home runs allowed	#rnr adv w/out	Number of times batter made an out and advanced at least 1 runner
IP	Innings played	rnr	Number of runners left on base by last batter of inning
R	Runs allowed	rch err	Reach first base on error
SFA	Sacrifice flies allowed	rch fc	Reach first base on fielder's choice
SHA	Sacrifice hits allowed	kl	Strikeouts look
SHO/CHO	Shutouts / Combination shutouts		
SO	Strikeouts		
SV	Saves		
W/L	Wins/Losses		
WP	Wild pitches		