



European Championship Under 22 Girls

Havlickuv Brod (Czech Republic) - July 10th / 14th, 2012



Havlíčkův Brod, Czech Republic
10th – 14th July 2012

Daily Report
11th July 2012



European Championship Under 22 Girls

Havlickuv Brod (Czech Republic) - July 10th / 14th, 2012



Schedule




| Game | At time | Field | Group | Home team | Visiting team | Final Score | Inn | Box |
|----------------------------|---------|-----------|-------|----------------|----------------|-------------|-----|-----|
| Tuesday 10th July | | | | | | | | |
| 1 | 9:00 | Havlickuv | A | SLOVAKIA | BULGARIA | 8 – 0 | 5 | |
| 2 | 11:00 | Havlickuv | A | POLAND | RUSSIA | 0 – 11 | 4 | |
| 3 | 13:00 | Havlickuv | A | UKRAINE | FRANCE | 0 – 6 | 7 | |
| 4 | 15:15 | Havlickuv | A | BULGARIA | POLAND | 7 – 11 | 7 | |
| 5 | 17:30 | Havlickuv | A | RUSSIA | SLOVAKIA | 10 – 0 | 4 | |
| 6 | 20:15 | Havlickuv | A | FRANCE | CZECH REPUBLIC | 3 – 9 | 7 | |
| Wednesday 11th July | | | | | | | | |
| 7 | 9:00 | Havlickuv | A | FRANCE | POLAND | 6 – 2 | 7 | |
| 8 | 11:00 | Havlickuv | A | BULGARIA | CZECH REPUBLIC | 0 – 12 | 5 | |
| 9 | 14:30 | Havlickuv | A | FRANCE | RUSSIA | 0 – 12 | 4 | |
| 10 | 16:15 | Havlickuv | A | UKRAINE | SLOVAKIA | 2 – 7 | 7 | |
| 11 | 18:50 | Havlickuv | A | UKRAINE | BULGARIA | 9 – 10 | 7 | |
| 12 | 20:00 | Havlickuv | A | CZECH REPUBLIC | RUSSIA | 3 – 2 | 7 | |
| Thursday 12th July | | | | | | | | |
| 13 | 9:00 | Havlickuv | A | SLOVAKIA | FRANCE | - | | |
| 14 | 11:00 | Havlickuv | A | POLAND | UKRAINE | - | | |
| 15 | 13:00 | Havlickuv | A | SLOVAKIA | CZECH REPUBLIC | - | | |
| 16 | 15:30 | Havlickuv | A | BULGARIA | FRANCE | - | | |
| 17 | 17:30 | Havlickuv | A | RUSSIA | UKRAINE | - | | |
| 18 | 20:00 | Havlickuv | A | CZECH REPUBLIC | POLAND | - | | |
| Friday 13th July | | | | | | | | |
| 19 | 9:00 | Havlickuv | A | RUSSIA | BULGARIA | - | | |



European Championship Under 22 Girls

Havlickuv Brod (Czech Republic) - July 10th / 14th, 2012



| | | | | | | |
|---------------------------|-------|-----------|---|---|---|--|
| 20 | 11:00 | Havlickuv | A | CZECH REPUBLIC  UKRAINE | - |  |
| 21 | 13:00 | Havlickuv | A | POLAND  SLOVAKIA | - |  |
| 22 | 17:30 | Havlickuv | P | ::: A3 :::   ::: A4 ::: | - |  |
| 23 | 20:00 | Havlickuv | P | ::: A1 :::   ::: A2 ::: | - |  |
| Saturday 14th July | | | | | | |
| 24 | 9:00 | Havlickuv | B | ::: A5 :::   ::: A6 ::: | - |  |
| 25 | 11:15 | Havlickuv | P | ::: LOSER 23 :::   ::: WINNER 22 ::: | - |  |
| 26 | 13:30 | Havlickuv | B | ::: A6 :::   ::: A7 ::: | - |  |
| 27 | 15:45 | Havlickuv | B | ::: A7 :::   ::: A5 ::: | - |  |
| 28 | 18:00 | Havlickuv | P | ::: WINNER 23 :::   ::: WINNER 25 ::: | - |  |



European Championship Under 22 Girls

Havlickuv Brod (Czech Republic) - July 10th / 14th, 2012



| Standing first round | | | | | | |
|----------------------|----------------|----|----|----|-------------|-----|
| Pos | Team | GP | WO | LO | AVG | GB |
| 1 | CZECH REPUBLIC | 3 | 3 | 0 | 1000 | 0 |
| 2 | RUSSIA | 4 | 3 | 1 | 750 | 0.5 |
| 3 | SLOVAKIA | 3 | 2 | 1 | 667 | 1 |
| 4 | FRANCE | 4 | 2 | 2 | 500 | 1.5 |
| 5 | POLAND | 3 | 1 | 2 | 333 | 2 |
| 6 | BULGARIA | 4 | 1 | 3 | 250 | 2.5 |
| 7 | UKRAINE | 3 | 0 | 3 | 0 | 3 |

| Standing Group B (5 - 7) | | | | | | |
|--------------------------|------------|----|----|----|----------|----|
| Pos | Team | GP | WO | LO | AVG | GB |
| 1 | ::: A5 ::: | 0 | 0 | 0 | 0 | 0 |
| 2 | ::: A6 ::: | 0 | 0 | 0 | 0 | 0 |
| 3 | ::: A7 ::: | 0 | 0 | 0 | 0 | 0 |



European Championship Under 22 Girls

Havlickuv Brod (Czech Republic) - July 10th / 14th, 2012



Game Summary 7

France (FRA) – Poland (POL)

ECU22 2012 Stats

Poland vs France - Composite Box Score

Jul 11, 2012 at Havlickuv Brod (Hippo Arena)

Poland 2 (1-2)

| Player | AB | R | H | BI | 2B | 3B | HR | BB | SB | CS | HP | SH | SF | SO | IBB | KL | GDP | PO | A | E |
|-----------------|----|---|---|----|----|----|----|----|----|----|----|----|----|----|-----|----|-----|----|---|---|
| Litwin N. 3b/ss | 4 | 1 | 0 | 0 | 0 | 0 | 0 | 0 | 0 | 0 | 0 | 0 | 0 | 2 | 0 | 0 | 0 | 0 | 3 | 0 |
| Stabrawa lf | 3 | 0 | 2 | 0 | 0 | 0 | 0 | 1 | 0 | 0 | 0 | 0 | 0 | 0 | 0 | 0 | 0 | 1 | 0 | 0 |
| Cembor c | 2 | 1 | 0 | 1 | 0 | 0 | 0 | 0 | 0 | 0 | 0 | 0 | 1 | 1 | 0 | 0 | 0 | 2 | 0 | 0 |
| Becela 1b/3b | 3 | 0 | 1 | 0 | 0 | 0 | 0 | 0 | 0 | 0 | 0 | 0 | 0 | 0 | 0 | 0 | 0 | 2 | 0 | 2 |
| Huk rf | 3 | 0 | 0 | 0 | 0 | 0 | 0 | 0 | 0 | 0 | 0 | 0 | 0 | 0 | 0 | 0 | 0 | 2 | 0 | 0 |
| Szczyпка cf | 3 | 0 | 1 | 0 | 0 | 0 | 0 | 0 | 0 | 0 | 0 | 0 | 0 | 0 | 0 | 0 | 0 | 3 | 0 | 0 |
| Wyrwas ss/p | 3 | 0 | 0 | 0 | 0 | 0 | 0 | 0 | 0 | 0 | 0 | 0 | 0 | 2 | 0 | 2 | 0 | 1 | 1 | 0 |
| Niewiadomska dh | 3 | 0 | 0 | 0 | 0 | 0 | 0 | 0 | 0 | 0 | 0 | 0 | 0 | 0 | 0 | 0 | 0 | 0 | 0 | 0 |
| Trzebinska 2b | 2 | 0 | 0 | 0 | 0 | 0 | 0 | 1 | 0 | 0 | 0 | 0 | 0 | 2 | 0 | 0 | 0 | 3 | 2 | 2 |
| Grzeszczak p | 0 | 0 | 0 | 0 | 0 | 0 | 0 | 0 | 0 | 0 | 0 | 0 | 0 | 0 | 0 | 0 | 0 | 0 | 0 | 0 |
| Januszko 1b | 0 | 0 | 0 | 0 | 0 | 0 | 0 | 0 | 0 | 0 | 0 | 0 | 0 | 0 | 0 | 0 | 0 | 4 | 0 | 0 |
| Totals..... | 26 | 2 | 4 | 1 | 0 | 0 | 0 | 2 | 0 | 0 | 0 | 0 | 1 | 7 | 0 | 2 | 0 | 18 | 6 | 4 |

France 6 (2-1)

| Player | AB | R | H | BI | 2B | 3B | HR | BB | SB | CS | HP | SH | SF | SO | IBB | KL | GDP | PO | A | E |
|-----------------|----|---|---|----|----|----|----|----|----|----|----|----|----|----|-----|----|-----|----|---|---|
| Pitcher 2b | 4 | 2 | 1 | 0 | 0 | 0 | 0 | 0 | 0 | 0 | 0 | 0 | 0 | 0 | 0 | 0 | 0 | 3 | 1 | 0 |
| Prade ss | 3 | 1 | 0 | 0 | 0 | 0 | 0 | 0 | 0 | 0 | 0 | 1 | 0 | 0 | 0 | 0 | 0 | 1 | 1 | 2 |
| English c | 4 | 2 | 3 | 3 | 0 | 0 | 0 | 0 | 0 | 0 | 0 | 0 | 0 | 0 | 0 | 0 | 0 | 8 | 0 | 0 |
| Brunel c | 0 | 0 | 0 | 0 | 0 | 0 | 0 | 0 | 0 | 0 | 0 | 0 | 0 | 0 | 0 | 0 | 0 | 0 | 0 | 0 |
| Garranas dh | 3 | 1 | 1 | 0 | 0 | 0 | 0 | 0 | 0 | 0 | 0 | 0 | 0 | 0 | 0 | 0 | 0 | 0 | 0 | 0 |
| Tribolet cf | 1 | 0 | 0 | 1 | 0 | 0 | 0 | 0 | 0 | 0 | 0 | 0 | 0 | 0 | 0 | 0 | 0 | 0 | 0 | 0 |
| JuarezGarcia cf | 0 | 0 | 0 | 0 | 0 | 0 | 0 | 0 | 0 | 0 | 0 | 0 | 0 | 0 | 0 | 0 | 0 | 0 | 0 | 0 |
| Domanico rf | 2 | 0 | 1 | 2 | 0 | 0 | 0 | 0 | 0 | 0 | 0 | 0 | 1 | 0 | 0 | 0 | 0 | 0 | 0 | 1 |
| Zouine lf/cf | 2 | 0 | 0 | 0 | 0 | 0 | 0 | 0 | 0 | 0 | 0 | 0 | 0 | 1 | 0 | 0 | 0 | 0 | 0 | 0 |
| Ferrauto lf | 3 | 0 | 0 | 0 | 0 | 0 | 0 | 0 | 0 | 0 | 0 | 0 | 0 | 1 | 0 | 0 | 0 | 2 | 0 | 1 |
| Caratini 3b | 1 | 0 | 0 | 0 | 0 | 0 | 0 | 0 | 0 | 0 | 0 | 0 | 0 | 0 | 0 | 0 | 0 | 0 | 1 | 0 |
| Patin 3b | 2 | 0 | 0 | 0 | 0 | 0 | 0 | 0 | 0 | 0 | 0 | 0 | 0 | 0 | 0 | 0 | 0 | 0 | 0 | 0 |
| Grieco 1b | 2 | 0 | 1 | 0 | 0 | 0 | 0 | 1 | 0 | 0 | 0 | 0 | 0 | 0 | 0 | 0 | 0 | 5 | 0 | 0 |
| Benchali p | 0 | 0 | 0 | 0 | 0 | 0 | 0 | 0 | 0 | 0 | 0 | 0 | 0 | 0 | 0 | 0 | 0 | 2 | 3 | 1 |
| Totals..... | 27 | 6 | 7 | 6 | 0 | 0 | 0 | 1 | 0 | 0 | 0 | 1 | 1 | 2 | 0 | 0 | 0 | 21 | 6 | 5 |

| Poland | IP | H | R | ER | BB | SO | WP | HP | BK | IBB | SH | SF | CI | 2B | 3B | HR | AB | BF | FO | GO |
|------------------|-----|---|---|----|----|----|----|----|----|-----|----|----|----|----|----|----|----|----|----|----|
| Grzeszczak L,1-2 | 3.0 | 5 | 4 | 4 | 0 | 0 | 0 | 0 | 0 | 0 | 1 | 1 | 0 | 0 | 0 | 0 | 14 | 16 | 7 | 2 |
| Wyrwas | 3.0 | 2 | 0 | 1 | 2 | 0 | 0 | 0 | 0 | 0 | 0 | 0 | 0 | 0 | 0 | 0 | 13 | 14 | 2 | 5 |

| France | IP | H | R | ER | BB | SO | WP | HP | BK | IBB | SH | SF | CI | 2B | 3B | HR | AB | BF | FO | GO |
|----------------|-----|---|---|----|----|----|----|----|----|-----|----|----|----|----|----|----|----|----|----|----|
| Benchali W,2-0 | 7.0 | 4 | 2 | 0 | 2 | 7 | 0 | 0 | 0 | 0 | 0 | 1 | 0 | 0 | 0 | 0 | 26 | 29 | 7 | 6 |

Umpires - HP: Zdenek Zidek 1B: Alex Kaverin 3B: Maria Rudenko
Start: 9:00 Time: 1:50 Attendance: 25

Game: 07



European Championship Under 22 Girls

Havlickuv Brod (Czech Republic) - July 10th / 14th, 2012



Game Summary 8



Bulgaria (BUL) – Czech Republic (CZE)



ECU22 2012 Stats

Czech Republic vs Bulgaria - Composite Box Score

Jul 11, 2012 at Havlickuv Brod (Hippo Arena)

Czech Republic 12 (2-0)

| Player | AB | R | H | BI | 2B | 3B | HR | BB | SB | CS | HP | SH | SF | SO | IBB | KL | GDP | PO | A | E |
|----------------|----|----|----|----|----|----|----|----|----|----|----|----|----|----|-----|----|-----|----|---|---|
| Frolikova c | 3 | 1 | 0 | 0 | 0 | 0 | 0 | 1 | 0 | 0 | 0 | 0 | 0 | 1 | 0 | 0 | 0 | 9 | 1 | 0 |
| Chylova 1b | 3 | 3 | 2 | 1 | 0 | 0 | 0 | 1 | 1 | 0 | 0 | 0 | 0 | 0 | 0 | 0 | 0 | 3 | 0 | 0 |
| Stefkova 2b | 2 | 2 | 0 | 0 | 0 | 0 | 0 | 2 | 0 | 0 | 0 | 0 | 0 | 0 | 0 | 0 | 0 | 0 | 0 | 0 |
| Podebradska cf | 4 | 1 | 2 | 3 | 1 | 0 | 0 | 0 | 0 | 0 | 0 | 0 | 0 | 0 | 0 | 0 | 0 | 1 | 0 | 0 |
| Konecna ss | 2 | 2 | 0 | 0 | 0 | 0 | 0 | 2 | 1 | 0 | 0 | 0 | 0 | 0 | 0 | 0 | 0 | 0 | 0 | 0 |
| Sudolska p | 4 | 0 | 2 | 2 | 0 | 0 | 0 | 0 | 0 | 0 | 0 | 0 | 0 | 0 | 0 | 0 | 0 | 0 | 1 | 0 |
| Pantuckova rf | 2 | 1 | 1 | 1 | 0 | 0 | 0 | 2 | 0 | 0 | 0 | 0 | 0 | 0 | 0 | 0 | 0 | 0 | 0 | 0 |
| Nemeckova 3b | 3 | 1 | 1 | 1 | 0 | 0 | 0 | 0 | 0 | 0 | 1 | 0 | 0 | 0 | 0 | 0 | 0 | 0 | 0 | 0 |
| Zapalacova lf | 4 | 1 | 2 | 1 | 0 | 0 | 0 | 0 | 0 | 0 | 0 | 0 | 0 | 0 | 0 | 0 | 0 | 2 | 0 | 0 |
| Totals..... | 27 | 12 | 10 | 9 | 1 | 0 | 0 | 8 | 2 | 0 | 1 | 0 | 0 | 1 | 0 | 0 | 0 | 15 | 2 | 0 |

Bulgaria 0 (0-3)

| Player | AB | R | H | BI | 2B | 3B | HR | BB | SB | CS | HP | SH | SF | SO | IBB | KL | GDP | PO | A | E |
|-----------------|----|---|---|----|----|----|----|----|----|----|----|----|----|----|-----|----|-----|----|---|---|
| Markova I. 2b | 2 | 0 | 0 | 0 | 0 | 0 | 0 | 1 | 0 | 0 | 0 | 0 | 0 | 2 | 0 | 0 | 0 | 1 | 1 | 0 |
| Shahawi 1b | 0 | 0 | 0 | 0 | 0 | 0 | 0 | 1 | 0 | 0 | 0 | 0 | 0 | 0 | 0 | 0 | 0 | 1 | 0 | 0 |
| Markova S. 1b/p | 2 | 0 | 1 | 0 | 0 | 0 | 0 | 0 | 0 | 0 | 0 | 0 | 0 | 1 | 0 | 0 | 0 | 0 | 1 | 0 |
| Konova 3b | 2 | 0 | 0 | 0 | 0 | 0 | 0 | 0 | 0 | 0 | 0 | 0 | 0 | 1 | 0 | 1 | 0 | 3 | 1 | 2 |
| Georgieva ss | 1 | 0 | 0 | 0 | 0 | 0 | 0 | 1 | 0 | 0 | 0 | 0 | 0 | 0 | 0 | 0 | 0 | 2 | 0 | 1 |
| Ovnarska c | 1 | 0 | 0 | 0 | 0 | 0 | 0 | 1 | 0 | 0 | 0 | 0 | 0 | 1 | 0 | 0 | 0 | 2 | 0 | 0 |
| Grahovska rf | 2 | 0 | 0 | 0 | 0 | 0 | 0 | 0 | 0 | 0 | 0 | 0 | 0 | 1 | 0 | 0 | 0 | 1 | 0 | 0 |
| Petkova cf | 2 | 0 | 1 | 0 | 0 | 0 | 0 | 0 | 0 | 0 | 0 | 0 | 0 | 1 | 0 | 1 | 0 | 0 | 0 | 2 |
| Krushkina p | 1 | 0 | 0 | 0 | 0 | 0 | 0 | 0 | 0 | 0 | 0 | 0 | 0 | 1 | 0 | 0 | 0 | 0 | 0 | 0 |
| Blatska p/lb | 1 | 0 | 1 | 0 | 0 | 0 | 0 | 0 | 0 | 0 | 0 | 0 | 0 | 0 | 0 | 0 | 0 | 3 | 0 | 0 |
| Leontieva lf | 0 | 0 | 0 | 0 | 0 | 0 | 0 | 0 | 0 | 0 | 0 | 0 | 0 | 0 | 0 | 0 | 0 | 0 | 0 | 0 |
| Kostadinova lf | 2 | 0 | 0 | 0 | 0 | 0 | 0 | 0 | 0 | 0 | 0 | 0 | 0 | 1 | 0 | 1 | 0 | 2 | 0 | 1 |
| Totals..... | 16 | 0 | 3 | 0 | 0 | 0 | 0 | 4 | 0 | 0 | 0 | 0 | 0 | 9 | 0 | 3 | 0 | 15 | 3 | 6 |

| Czech Republic | IP | H | R | ER | BB | SO | WP | HP | BK | IBB | SH | SF | CI | 2B | 3B | HR | AB | BF | FO | GO |
|----------------|-----|---|---|----|----|----|----|----|----|-----|----|----|----|----|----|----|----|----|----|----|
| Sudolska W,1-0 | 5.0 | 3 | 0 | 0 | 4 | 9 | 0 | 0 | 0 | 0 | 0 | 0 | 0 | 0 | 0 | 0 | 16 | 20 | 3 | 1 |

| Bulgaria | IP | H | R | ER | BB | SO | WP | HP | BK | IBB | SH | SF | CI | 2B | 3B | HR | AB | BF | FO | GO |
|-----------------|-----|---|---|----|----|----|----|----|----|-----|----|----|----|----|----|----|----|----|----|----|
| Krushkina L,0-1 | 3.0 | 5 | 3 | 3 | 1 | 1 | 1 | 1 | 0 | 0 | 0 | 0 | 0 | 0 | 0 | 0 | 15 | 19 | 7 | 1 |
| Blatska | 1.1 | 3 | 6 | 5 | 4 | 0 | 1 | 0 | 0 | 0 | 0 | 0 | 0 | 1 | 0 | 0 | 7 | 11 | 4 | 0 |
| Markova S. | 0.2 | 2 | 1 | 1 | 1 | 0 | 0 | 0 | 0 | 0 | 0 | 0 | 0 | 0 | 0 | 0 | 5 | 6 | 0 | 2 |

Umpires - HP: Denis Codarini 1B: Benny Van Nuffel 3B: Barbara Palumbo

Start: 11:15 Time: 2:55 Attendance: 25

Game: 08



European Championship Under 22 Girls

Havlickuv Brod (Czech Republic) - July 10th / 14th, 2012



Game Summary 9

France (FRA) – Russia (RUS)

ECU22 2012 Stats

Russia vs France - Composite Box Score

Jul 11, 2012 at Havlickuv Brod (Hippo Arena)

Russia 12 (3-0)

| Player | AB | R | H | BI | 2B | 3B | HR | BB | SB | CS | HP | SH | SF | SO | IBB | KL | GDP | PO | A | E |
|----------------|----|----|---|----|----|----|----|----|----|----|----|----|----|----|-----|----|-----|----|---|---|
| Sorokina ss | 1 | 3 | 0 | 1 | 0 | 0 | 0 | 1 | 0 | 0 | 1 | 0 | 0 | 0 | 0 | 0 | 0 | 1 | 0 | 0 |
| Semenova ss | 0 | 0 | 0 | 0 | 0 | 0 | 0 | 1 | 0 | 0 | 0 | 0 | 0 | 0 | 0 | 0 | 0 | 0 | 2 | 0 |
| Miliaeva lf | 4 | 1 | 2 | 0 | 0 | 0 | 0 | 0 | 0 | 0 | 0 | 0 | 0 | 0 | 0 | 0 | 0 | 1 | 0 | 0 |
| Egiazarova c | 2 | 2 | 2 | 3 | 1 | 0 | 0 | 0 | 0 | 0 | 0 | 0 | 1 | 0 | 0 | 0 | 0 | 7 | 1 | 0 |
| Yuakoleva dh | 2 | 2 | 1 | 1 | 1 | 0 | 0 | 0 | 0 | 0 | 1 | 0 | 0 | 0 | 0 | 0 | 0 | 0 | 0 | 0 |
| Ilyashenko 1b | 2 | 1 | 0 | 0 | 0 | 0 | 0 | 0 | 0 | 0 | 1 | 0 | 0 | 0 | 0 | 0 | 0 | 0 | 0 | 0 |
| Kartseva 1b | 0 | 0 | 0 | 0 | 0 | 0 | 0 | 0 | 0 | 0 | 0 | 0 | 0 | 0 | 0 | 0 | 0 | 1 | 0 | 0 |
| Afanasyeva 3b | 2 | 0 | 1 | 3 | 0 | 0 | 0 | 0 | 0 | 0 | 0 | 0 | 1 | 0 | 0 | 0 | 0 | 1 | 1 | 0 |
| Smirnova rf | 2 | 1 | 1 | 0 | 0 | 0 | 0 | 1 | 0 | 0 | 0 | 0 | 0 | 0 | 0 | 0 | 0 | 0 | 0 | 0 |
| Neskromnaya cf | 2 | 1 | 0 | 0 | 0 | 0 | 0 | 1 | 0 | 0 | 0 | 0 | 0 | 0 | 0 | 0 | 0 | 0 | 0 | 0 |
| Stepanyan 2b | 1 | 1 | 0 | 0 | 0 | 0 | 0 | 0 | 0 | 0 | 0 | 1 | 0 | 0 | 0 | 0 | 0 | 1 | 1 | 0 |
| Levich 2b | 1 | 0 | 1 | 0 | 0 | 0 | 0 | 0 | 1 | 0 | 0 | 0 | 0 | 0 | 0 | 0 | 0 | 0 | 0 | 0 |
| Cherenkova p | 0 | 0 | 0 | 0 | 0 | 0 | 0 | 0 | 0 | 0 | 0 | 0 | 0 | 0 | 0 | 0 | 0 | 0 | 0 | 1 |
| Totals..... | 19 | 12 | 8 | 8 | 2 | 0 | 0 | 4 | 1 | 0 | 3 | 1 | 2 | 0 | 0 | 0 | 0 | 12 | 5 | 1 |

France 0 (2-2)

| Player | AB | R | H | BI | 2B | 3B | HR | BB | SB | CS | HP | SH | SF | SO | IBB | KL | GDP | PO | A | E |
|-------------|----|---|---|----|----|----|----|----|----|----|----|----|----|----|-----|----|-----|----|---|---|
| Pitcher 2b | 2 | 0 | 1 | 0 | 0 | 0 | 0 | 0 | 0 | 0 | 0 | 0 | 0 | 0 | 0 | 0 | 0 | 3 | 3 | 3 |
| Prade ss | 2 | 0 | 0 | 0 | 0 | 0 | 0 | 0 | 1 | 1 | 0 | 0 | 0 | 0 | 0 | 0 | 0 | 0 | 2 | 0 |
| Grieco c/1b | 2 | 0 | 0 | 0 | 0 | 0 | 0 | 0 | 0 | 0 | 0 | 0 | 0 | 2 | 0 | 0 | 0 | 3 | 0 | 0 |
| Garranas dh | 2 | 0 | 0 | 0 | 0 | 0 | 0 | 0 | 0 | 0 | 0 | 0 | 0 | 0 | 0 | 0 | 0 | 0 | 0 | 0 |
| Toumit 1b/p | 2 | 0 | 0 | 0 | 0 | 0 | 0 | 0 | 0 | 0 | 0 | 0 | 0 | 2 | 0 | 0 | 0 | 3 | 0 | 0 |
| Domanico rf | 1 | 0 | 0 | 0 | 0 | 0 | 0 | 0 | 0 | 0 | 0 | 0 | 0 | 1 | 0 | 0 | 0 | 1 | 1 | 0 |
| Zouine cf | 0 | 0 | 0 | 0 | 0 | 0 | 0 | 1 | 0 | 0 | 0 | 0 | 0 | 0 | 0 | 0 | 0 | 1 | 0 | 0 |
| Brunel lf | 1 | 0 | 0 | 0 | 0 | 0 | 0 | 0 | 0 | 0 | 0 | 0 | 0 | 1 | 0 | 0 | 0 | 1 | 0 | 1 |
| Caratini 3b | 1 | 0 | 0 | 0 | 0 | 0 | 0 | 0 | 0 | 0 | 0 | 0 | 0 | 1 | 0 | 0 | 0 | 0 | 2 | 0 |
| Bertrand p | 0 | 0 | 0 | 0 | 0 | 0 | 0 | 0 | 0 | 0 | 0 | 0 | 0 | 0 | 0 | 0 | 0 | 0 | 0 | 0 |
| English c | 0 | 0 | 0 | 0 | 0 | 0 | 0 | 0 | 0 | 0 | 0 | 0 | 0 | 0 | 0 | 0 | 0 | 0 | 0 | 0 |
| Totals..... | 13 | 0 | 1 | 0 | 0 | 0 | 0 | 1 | 1 | 1 | 0 | 0 | 0 | 7 | 0 | 0 | 0 | 12 | 8 | 4 |

| Russia | IP | H | R | ER | BB | SO | WP | HP | BK | IBB | SH | SF | CI | 2B | 3B | HR | AB | BF | FO | GO |
|-------------------|-----|---|---|----|----|----|----|----|----|-----|----|----|----|----|----|----|----|----|----|----|
| Cherenkova W, 1-0 | 4.0 | 1 | 0 | 0 | 1 | 7 | 1 | 0 | 0 | 0 | 0 | 0 | 0 | 0 | 0 | 0 | 13 | 14 | 1 | 3 |

| France | IP | H | R | ER | BB | SO | WP | HP | BK | IBB | SH | SF | CI | 2B | 3B | HR | AB | BF | FO | GO |
|-----------------|-----|---|----|----|----|----|----|----|----|-----|----|----|----|----|----|----|----|----|----|----|
| Bertrand L, 0-1 | 3.0 | 7 | 12 | 5 | 3 | 0 | 2 | 3 | 0 | 0 | 1 | 2 | 0 | 2 | 0 | 0 | 15 | 24 | 5 | 3 |
| Toumit | 1.0 | 1 | 0 | 0 | 1 | 0 | 0 | 0 | 0 | 0 | 0 | 0 | 0 | 0 | 0 | 0 | 4 | 5 | 1 | 2 |

Umpires - HP: Marina Rudenko 1B: Patrick Reus 3B: Zdenek Zidek

Start: 14:30 Time: 1:25 Attendance: 30

Game: 09



European Championship Under 22 Girls

Havlickuv Brod (Czech Republic) - July 10th / 14th, 2012



Game Summary 10



Ukraine (UKR) – Slovakia (SVK)



ECU22 2012 Stats

Slovakia vs Ukraine - Composite Box Score

Jul 11, 2012 at Havlickuv Brod (Hippo Arena)

Slovakia 7 (2-1)

| Player | AB | R | H | BI | 2B | 3B | HR | BB | SB | CS | HP | SH | SF | SO | IBB | KL | GDP | PO | A | E |
|-----------------|----|---|----|----|----|----|----|----|----|----|----|----|----|----|-----|----|-----|----|----|---|
| Tamasova cf | 2 | 1 | 0 | 0 | 0 | 0 | 0 | 3 | 1 | 0 | 0 | 0 | 0 | 0 | 0 | 0 | 0 | 1 | 0 | 0 |
| Petrikova lf | 4 | 0 | 2 | 3 | 1 | 0 | 0 | 0 | 0 | 0 | 0 | 1 | 0 | 0 | 0 | 0 | 0 | 2 | 0 | 0 |
| Horvathova dh | 5 | 0 | 2 | 1 | 0 | 0 | 0 | 0 | 1 | 0 | 0 | 0 | 0 | 0 | 0 | 0 | 0 | 0 | 0 | 0 |
| Slaninkova 3b | 3 | 0 | 0 | 0 | 0 | 0 | 0 | 1 | 0 | 0 | 0 | 0 | 0 | 1 | 0 | 0 | 0 | 1 | 2 | 0 |
| Biharyova lb/rf | 4 | 1 | 1 | 0 | 0 | 0 | 0 | 0 | 0 | 0 | 0 | 0 | 0 | 0 | 0 | 0 | 0 | 3 | 0 | 0 |
| Pavlackova rf | 0 | 0 | 0 | 0 | 0 | 0 | 0 | 0 | 0 | 0 | 0 | 1 | 0 | 0 | 0 | 0 | 0 | 0 | 0 | 0 |
| Rampackova lb | 1 | 1 | 0 | 0 | 0 | 0 | 0 | 1 | 0 | 0 | 0 | 1 | 0 | 0 | 0 | 0 | 0 | 5 | 0 | 0 |
| Cambalova L. 2b | 1 | 0 | 1 | 0 | 0 | 0 | 0 | 0 | 0 | 0 | 0 | 0 | 0 | 0 | 0 | 0 | 0 | 3 | 1 | 0 |
| Gunisova 2b | 2 | 1 | 2 | 0 | 0 | 0 | 0 | 1 | 1 | 0 | 0 | 0 | 0 | 0 | 0 | 0 | 0 | 1 | 1 | 0 |
| Mestanova ss | 1 | 0 | 0 | 0 | 0 | 0 | 0 | 0 | 0 | 0 | 0 | 0 | 0 | 0 | 0 | 0 | 0 | 0 | 0 | 0 |
| Cambalova M. ss | 2 | 2 | 1 | 0 | 0 | 0 | 0 | 1 | 0 | 0 | 0 | 0 | 0 | 0 | 0 | 0 | 0 | 2 | 2 | 0 |
| Wachbergerov p | 4 | 1 | 1 | 1 | 0 | 0 | 0 | 0 | 0 | 0 | 0 | 0 | 0 | 1 | 0 | 0 | 0 | 0 | 3 | 0 |
| Rehackova c | 0 | 0 | 0 | 0 | 0 | 0 | 0 | 0 | 0 | 0 | 0 | 0 | 0 | 0 | 0 | 0 | 0 | 3 | 1 | 0 |
| Totals..... | 29 | 7 | 10 | 5 | 1 | 0 | 0 | 7 | 3 | 0 | 0 | 3 | 0 | 2 | 0 | 0 | 0 | 21 | 10 | 0 |

Ukraine 2 (0-2)

| Player | AB | R | H | BI | 2B | 3B | HR | BB | SB | CS | HP | SH | SF | SO | IBB | KL | GDP | PO | A | E |
|-----------------|----|---|---|----|----|----|----|----|----|----|----|----|----|----|-----|----|-----|----|---|---|
| Maigula 2b/rf | 4 | 1 | 2 | 0 | 0 | 0 | 0 | 0 | 1 | 1 | 0 | 0 | 0 | 1 | 0 | 0 | 0 | 0 | 0 | 0 |
| Bakai 3b | 3 | 1 | 1 | 0 | 0 | 0 | 0 | 0 | 1 | 0 | 0 | 1 | 0 | 0 | 0 | 0 | 0 | 1 | 1 | 0 |
| Pankova ss/2b | 3 | 0 | 2 | 1 | 0 | 0 | 0 | 1 | 0 | 0 | 0 | 0 | 0 | 0 | 0 | 0 | 0 | 3 | 5 | 0 |
| Fediaieva lb | 3 | 0 | 2 | 1 | 0 | 0 | 0 | 0 | 0 | 0 | 0 | 1 | 0 | 0 | 0 | 0 | 0 | 5 | 0 | 0 |
| Milienko lf | 3 | 0 | 0 | 0 | 0 | 0 | 0 | 0 | 0 | 0 | 0 | 0 | 0 | 1 | 0 | 0 | 0 | 2 | 0 | 0 |
| Ovcharenko p/rf | 3 | 0 | 1 | 0 | 0 | 0 | 0 | 0 | 0 | 0 | 0 | 0 | 0 | 0 | 0 | 0 | 0 | 2 | 0 | 0 |
| Mironova cf/2b | 2 | 0 | 0 | 0 | 0 | 0 | 0 | 0 | 0 | 0 | 0 | 1 | 0 | 0 | 0 | 0 | 0 | 3 | 0 | 0 |
| Vasylyk rf | 1 | 0 | 0 | 0 | 0 | 0 | 0 | 0 | 0 | 0 | 0 | 0 | 0 | 0 | 0 | 0 | 0 | 0 | 0 | 0 |
| Lipovets p/rf | 1 | 0 | 0 | 0 | 0 | 0 | 0 | 1 | 0 | 0 | 0 | 0 | 0 | 1 | 0 | 1 | 0 | 0 | 1 | 0 |
| Mishcheniuk c | 2 | 0 | 0 | 0 | 0 | 0 | 0 | 0 | 0 | 0 | 0 | 0 | 0 | 0 | 0 | 0 | 0 | 5 | 0 | 1 |
| Fedorova c | 1 | 0 | 0 | 0 | 0 | 0 | 0 | 0 | 0 | 0 | 0 | 0 | 0 | 0 | 0 | 0 | 0 | 0 | 0 | 0 |
| Totals..... | 26 | 2 | 8 | 2 | 0 | 0 | 0 | 2 | 2 | 1 | 0 | 3 | 0 | 3 | 0 | 1 | 0 | 21 | 7 | 1 |

| Slovakia | IP | H | R | ER | BB | SO | WP | HP | BK | IBB | SH | SF | CI | 2B | 3B | HR | AB | BF | FO | GO |
|--------------------|-----|---|---|----|----|----|----|----|----|-----|----|----|----|----|----|----|----|----|----|----|
| Wachbergerov W,2-0 | 7.0 | 8 | 2 | 2 | 2 | 3 | 0 | 0 | 0 | 0 | 3 | 0 | 0 | 0 | 0 | 0 | 26 | 31 | 8 | 9 |

| Ukraine | IP | H | R | ER | BB | SO | WP | HP | BK | IBB | SH | SF | CI | 2B | 3B | HR | AB | BF | FO | GO |
|------------------|-----|---|---|----|----|----|----|----|----|-----|----|----|----|----|----|----|----|----|----|----|
| Ovcharenko L,0-1 | 3.1 | 4 | 2 | 2 | 4 | 1 | 1 | 0 | 0 | 0 | 1 | 0 | 0 | 0 | 0 | 0 | 14 | 19 | 6 | 3 |
| Lipovets | 3.2 | 6 | 5 | 5 | 3 | 1 | 1 | 0 | 0 | 0 | 2 | 0 | 0 | 1 | 0 | 0 | 15 | 20 | 4 | 6 |

Umpires - HP: Tomasz Plutarski 1B: Barbara Palumbo 3B: Denis Codarini

Start: 16:15 Time: 2:10 Attendance: 50

Lipovets faced 2 batters in the 4th.

Game: 10



European Championship Under 22 Girls

Havlickuv Brod (Czech Republic) - July 10th / 14th, 2012



Game Summary 11



Ukraine (UKR) – Bulgaria (BUL)



ECU22 2012 Stats

Bulgaria 10 (1-3), Ukraine 9 (0-3) - Composite Box Score
Jul 11, 2012 at Havlickuv Brod (Hippo Arena)

Bulgaria 10 (1-3)

| Player | AB | R | H | BI | 2B | 3B | HR | BB | SB | CS | HP | SH | SF | SO | IBB | KL | GDP | PO | A | E |
|-----------------|----|----|---|----|----|----|----|----|----|----|----|----|----|----|-----|----|-----|----|---|---|
| Blatska 1b | 3 | 1 | 0 | 0 | 0 | 0 | 0 | 2 | 0 | 0 | 0 | 0 | 0 | 1 | 0 | 0 | 0 | 6 | 0 | 0 |
| Markova S. p | 4 | 2 | 1 | 0 | 0 | 0 | 0 | 1 | 0 | 0 | 0 | 0 | 0 | 0 | 0 | 0 | 0 | 0 | 3 | 0 |
| Konova 3b | 3 | 2 | 2 | 3 | 0 | 1 | 0 | 1 | 0 | 0 | 0 | 0 | 0 | 0 | 1 | 0 | 0 | 2 | 2 | 0 |
| Georgieva ss | 4 | 1 | 2 | 2 | 0 | 1 | 0 | 0 | 0 | 0 | 0 | 0 | 0 | 0 | 0 | 0 | 0 | 3 | 2 | 3 |
| Ovnarska dh | 3 | 0 | 1 | 2 | 1 | 0 | 0 | 1 | 0 | 0 | 0 | 0 | 0 | 0 | 0 | 0 | 0 | 0 | 0 | 0 |
| Shahawi lf | 3 | 0 | 0 | 1 | 0 | 0 | 0 | 0 | 0 | 0 | 0 | 1 | 0 | 0 | 0 | 0 | 0 | 1 | 0 | 0 |
| Magdalinchev rf | 3 | 1 | 0 | 0 | 0 | 0 | 0 | 1 | 0 | 0 | 0 | 0 | 0 | 1 | 0 | 1 | 0 | 0 | 0 | 0 |
| Anastasova cf | 4 | 2 | 2 | 0 | 1 | 0 | 0 | 0 | 0 | 0 | 0 | 0 | 0 | 0 | 0 | 0 | 0 | 0 | 0 | 1 |
| Dineva 2b | 3 | 1 | 1 | 1 | 0 | 0 | 0 | 1 | 0 | 0 | 0 | 0 | 0 | 0 | 0 | 0 | 0 | 2 | 0 | 0 |
| Grahovska Y. c | 0 | 0 | 0 | 0 | 0 | 0 | 0 | 0 | 0 | 0 | 0 | 0 | 0 | 0 | 0 | 0 | 0 | 7 | 2 | 0 |
| Totals..... | 30 | 10 | 9 | 9 | 2 | 2 | 0 | 7 | 0 | 0 | 0 | 1 | 0 | 2 | 1 | 1 | 0 | 21 | 9 | 4 |

Ukraine 9 (0-3)

| Player | AB | R | H | BI | 2B | 3B | HR | BB | SB | CS | HP | SH | SF | SO | IBB | KL | GDP | PO | A | E |
|-----------------|----|---|---|----|----|----|----|----|----|----|----|----|----|----|-----|----|-----|----|----|---|
| Bakai 3b | 4 | 0 | 0 | 0 | 0 | 0 | 0 | 1 | 0 | 1 | 0 | 0 | 0 | 2 | 0 | 1 | 0 | 1 | 4 | 0 |
| Mironova p/rf | 3 | 2 | 1 | 0 | 0 | 0 | 0 | 2 | 0 | 0 | 0 | 0 | 0 | 0 | 0 | 0 | 0 | 1 | 0 | 0 |
| Pankova ss | 4 | 2 | 3 | 0 | 0 | 0 | 0 | 0 | 0 | 0 | 1 | 0 | 0 | 0 | 0 | 0 | 0 | 3 | 3 | 1 |
| Fediaieva cf/lb | 4 | 1 | 1 | 1 | 0 | 0 | 0 | 1 | 1 | 0 | 0 | 0 | 0 | 1 | 0 | 0 | 0 | 2 | 0 | 0 |
| Milienko lf | 4 | 2 | 2 | 2 | 0 | 0 | 0 | 0 | 0 | 0 | 1 | 0 | 0 | 1 | 0 | 0 | 0 | 1 | 0 | 0 |
| Ovcharenko dh | 4 | 0 | 2 | 3 | 1 | 0 | 0 | 1 | 0 | 0 | 0 | 0 | 0 | 0 | 0 | 0 | 0 | 0 | 0 | 0 |
| Marko 1b | 2 | 0 | 0 | 0 | 0 | 0 | 0 | 0 | 0 | 0 | 0 | 0 | 0 | 1 | 0 | 0 | 0 | 8 | 0 | 0 |
| Maigula 1b | 0 | 0 | 0 | 0 | 0 | 0 | 0 | 1 | 0 | 0 | 0 | 0 | 0 | 0 | 0 | 0 | 0 | 0 | 0 | 0 |
| Vasylyk lb/rf | 1 | 0 | 0 | 0 | 0 | 0 | 0 | 1 | 0 | 0 | 0 | 0 | 0 | 1 | 0 | 1 | 0 | 0 | 0 | 1 |
| Linik rf | 1 | 0 | 0 | 0 | 0 | 0 | 0 | 0 | 0 | 0 | 0 | 0 | 0 | 0 | 0 | 0 | 0 | 0 | 0 | 0 |
| PustovalovaM p | 1 | 0 | 0 | 0 | 0 | 0 | 0 | 0 | 0 | 0 | 0 | 0 | 0 | 0 | 0 | 0 | 0 | 0 | 1 | 0 |
| Lipovets p | 1 | 0 | 0 | 0 | 0 | 0 | 0 | 1 | 0 | 0 | 0 | 0 | 0 | 0 | 0 | 0 | 0 | 0 | 1 | 0 |
| Zaikevych 2b | 0 | 2 | 0 | 0 | 0 | 0 | 0 | 3 | 0 | 0 | 0 | 0 | 0 | 0 | 0 | 0 | 0 | 3 | 1 | 0 |
| Fedorova 2b | 1 | 0 | 0 | 0 | 0 | 0 | 0 | 0 | 0 | 0 | 0 | 0 | 0 | 1 | 0 | 0 | 0 | 0 | 0 | 0 |
| Mishcheniuk c | 0 | 0 | 0 | 0 | 0 | 0 | 0 | 0 | 0 | 0 | 0 | 0 | 0 | 0 | 0 | 0 | 0 | 2 | 0 | 0 |
| Totals..... | 30 | 9 | 9 | 6 | 1 | 0 | 0 | 11 | 1 | 1 | 2 | 0 | 0 | 7 | 0 | 2 | 0 | 21 | 10 | 2 |

| Bulgaria | IP | H | R | ER | BB | SO | WP | HP | BK | IBB | SH | SF | CI | 2B | 3B | HR | AB | BF | FO | GO |
|------------------|-----|---|---|----|----|----|----|----|----|-----|----|----|----|----|----|----|----|----|----|----|
| Markova S. W,1-0 | 7.0 | 9 | 9 | 5 | 11 | 7 | 1 | 2 | 0 | 0 | 0 | 0 | 0 | 1 | 0 | 0 | 30 | 43 | 4 | 8 |

| Ukraine | IP | H | R | ER | BB | SO | WP | HP | BK | IBB | SH | SF | CI | 2B | 3B | HR | AB | BF | FO | GO |
|----------------|-----|---|---|----|----|----|----|----|----|-----|----|----|----|----|----|----|----|----|----|----|
| Mironova | 2.0 | 5 | 5 | 2 | 1 | 0 | 0 | 0 | 0 | 0 | 1 | 0 | 0 | 2 | 1 | 0 | 10 | 13 | 3 | 2 |
| PustovalovaM | 3.0 | 1 | 2 | 2 | 3 | 1 | 0 | 0 | 0 | 1 | 0 | 0 | 0 | 0 | 1 | 0 | 10 | 13 | 1 | 7 |
| Lipovets L,0-1 | 2.0 | 3 | 2 | 2 | 0 | 0 | 0 | 0 | 0 | 0 | 0 | 0 | 0 | 0 | 0 | 0 | 10 | 12 | 4 | 2 |

Umpires - HP: Patrick Reus 1B: Alex Kaverin 3B: Zdenek Zidek
Start: 18:50 Time: 2:20 Attendance: 100

Game: 11



European Championship Under 22 Girls

Havlickuv Brod (Czech Republic) - July 10th / 14th, 2012



Game Summary 12



Czech Republic (CZE) – Russia (RUS)



ECU22 2012 Stats

Czech Republic 3 (3-0), Russia 2 (3-1) - Composite Box Score
Jul 11, 2012 at Havlickuv Brod (Hippo Arena)

Russia 2 (3-1)

| Player | AB | R | H | BI | 2B | 3B | HR | BB | SB | CS | HP | SH | SF | SO | IBB | KL | GDP | PO | A | E |
|----------------|----|---|---|----|----|----|----|----|----|----|----|----|----|----|-----|----|-----|----|----|---|
| Sorokina ss | 3 | 0 | 0 | 1 | 0 | 0 | 0 | 1 | 0 | 0 | 0 | 0 | 0 | 1 | 0 | 1 | 0 | 1 | 5 | 0 |
| Miliaeva lf | 4 | 0 | 0 | 0 | 0 | 0 | 0 | 0 | 0 | 0 | 0 | 0 | 0 | 0 | 0 | 0 | 0 | 1 | 0 | 0 |
| Egiazarova c | 3 | 0 | 1 | 0 | 0 | 0 | 0 | 1 | 0 | 0 | 0 | 0 | 0 | 0 | 0 | 0 | 0 | 3 | 2 | 0 |
| Semenova c | 0 | 0 | 0 | 0 | 0 | 0 | 0 | 0 | 1 | 0 | 0 | 0 | 0 | 0 | 0 | 0 | 0 | 0 | 0 | 0 |
| Yuakoleva dh | 2 | 1 | 1 | 0 | 0 | 0 | 0 | 0 | 0 | 0 | 0 | 1 | 0 | 0 | 0 | 0 | 0 | 0 | 0 | 0 |
| Ilyashenko 1b | 3 | 1 | 1 | 0 | 0 | 0 | 0 | 0 | 0 | 0 | 0 | 0 | 0 | 0 | 0 | 0 | 0 | 10 | 0 | 1 |
| Levich 2b | 2 | 0 | 0 | 0 | 0 | 0 | 0 | 0 | 0 | 0 | 0 | 1 | 0 | 1 | 0 | 0 | 0 | 2 | 3 | 1 |
| Smirnova rf | 3 | 0 | 0 | 0 | 0 | 0 | 0 | 0 | 0 | 0 | 0 | 0 | 0 | 2 | 0 | 0 | 0 | 0 | 0 | 0 |
| Afanasyeva 3b | 3 | 0 | 1 | 0 | 0 | 0 | 0 | 0 | 0 | 0 | 0 | 0 | 0 | 0 | 0 | 0 | 0 | 2 | 2 | 0 |
| Neskromnaya cf | 2 | 0 | 1 | 0 | 0 | 0 | 0 | 1 | 1 | 0 | 0 | 0 | 0 | 0 | 0 | 0 | 0 | 0 | 0 | 0 |
| Shalvadze p | 0 | 0 | 0 | 0 | 0 | 0 | 0 | 0 | 0 | 0 | 0 | 0 | 0 | 0 | 0 | 0 | 0 | 0 | 1 | 0 |
| Cherenkova p | 0 | 0 | 0 | 0 | 0 | 0 | 0 | 0 | 0 | 0 | 0 | 0 | 0 | 0 | 0 | 0 | 0 | 1 | 1 | 0 |
| Totals..... | 25 | 2 | 5 | 1 | 0 | 0 | 0 | 3 | 2 | 0 | 0 | 2 | 0 | 4 | 0 | 1 | 0 | 20 | 14 | 2 |

Czech Republic 3 (3-0)

| Player | AB | R | H | BI | 2B | 3B | HR | BB | SB | CS | HP | SH | SF | SO | IBB | KL | GDP | PO | A | E |
|----------------|----|---|---|----|----|----|----|----|----|----|----|----|----|----|-----|----|-----|----|---|---|
| Stefkova 2b | 4 | 0 | 0 | 1 | 0 | 0 | 0 | 0 | 0 | 0 | 0 | 0 | 0 | 1 | 0 | 0 | 0 | 7 | 1 | 1 |
| Chylova 1b | 4 | 0 | 2 | 0 | 0 | 0 | 0 | 0 | 0 | 0 | 0 | 0 | 0 | 0 | 0 | 0 | 0 | 5 | 0 | 1 |
| Mlynkova 3b | 3 | 0 | 1 | 1 | 0 | 0 | 0 | 1 | 0 | 1 | 0 | 0 | 0 | 0 | 0 | 0 | 0 | 2 | 2 | 0 |
| Nemravova c | 3 | 0 | 0 | 0 | 0 | 0 | 0 | 0 | 0 | 0 | 0 | 0 | 0 | 0 | 0 | 0 | 0 | 3 | 1 | 0 |
| Hrda dh | 2 | 0 | 1 | 0 | 0 | 0 | 0 | 1 | 0 | 0 | 0 | 0 | 0 | 0 | 0 | 0 | 0 | 0 | 0 | 0 |
| Podebradska lf | 3 | 1 | 1 | 0 | 0 | 0 | 0 | 0 | 0 | 0 | 0 | 0 | 0 | 0 | 0 | 0 | 0 | 1 | 0 | 0 |
| Malkova rf/ss | 2 | 1 | 0 | 0 | 0 | 0 | 0 | 1 | 0 | 0 | 0 | 0 | 0 | 0 | 0 | 0 | 0 | 1 | 1 | 0 |
| Konecna ss | 2 | 0 | 0 | 0 | 0 | 0 | 0 | 0 | 0 | 0 | 0 | 0 | 0 | 1 | 0 | 0 | 0 | 0 | 0 | 0 |
| Zapalacova rf | 1 | 0 | 0 | 0 | 0 | 0 | 0 | 0 | 0 | 0 | 0 | 0 | 0 | 0 | 0 | 0 | 0 | 0 | 0 | 0 |
| Frolikova cf | 3 | 1 | 1 | 1 | 0 | 0 | 0 | 0 | 0 | 0 | 0 | 0 | 0 | 0 | 0 | 0 | 0 | 1 | 0 | 0 |
| Sudolska p | 0 | 0 | 0 | 0 | 0 | 0 | 0 | 0 | 0 | 0 | 0 | 0 | 0 | 0 | 0 | 0 | 0 | 1 | 0 | 0 |
| Burianova p | 0 | 0 | 0 | 0 | 0 | 0 | 0 | 0 | 0 | 0 | 0 | 0 | 0 | 0 | 0 | 0 | 0 | 0 | 3 | 0 |
| Totals..... | 27 | 3 | 6 | 3 | 0 | 0 | 0 | 3 | 0 | 1 | 0 | 0 | 0 | 2 | 0 | 0 | 0 | 21 | 8 | 2 |

| Russia | IP | H | R | ER | BB | SO | WP | HP | BK | IBB | SH | SF | CI | 2B | 3B | HR | AB | BF | FO | GO |
|------------------|-----|---|---|----|----|----|----|----|----|-----|----|----|----|----|----|----|----|----|----|----|
| Shalvadze | 4.0 | 1 | 0 | 0 | 2 | 0 | 0 | 0 | 0 | 0 | 0 | 0 | 0 | 0 | 0 | 0 | 13 | 15 | 1 | 10 |
| Cherenkova L,0-1 | 2.2 | 5 | 3 | 3 | 1 | 2 | 1 | 0 | 0 | 0 | 0 | 0 | 0 | 0 | 0 | 0 | 14 | 15 | 3 | 3 |

| Czech Republic | IP | H | R | ER | BB | SO | WP | HP | BK | IBB | SH | SF | CI | 2B | 3B | HR | AB | BF | FO | GO |
|-----------------|-----|---|---|----|----|----|----|----|----|-----|----|----|----|----|----|----|----|----|----|----|
| Sudolska | 2.1 | 2 | 0 | 3 | 0 | 0 | 0 | 0 | 0 | 0 | 1 | 0 | 0 | 0 | 0 | 0 | 10 | 14 | 4 | 3 |
| Burianova W,1-0 | 4.2 | 3 | 0 | 0 | 0 | 4 | 1 | 0 | 0 | 0 | 1 | 0 | 0 | 0 | 0 | 0 | 15 | 16 | 4 | 5 |

Umpires - HP: Barbara Palumbo 1B: Denis Codarini 3B: Benny Van Nuffel
Start: 21:30 Time: 2:15 Attendance: 350

Game: 12



European Championship Under 22 Girls

Havlickuv Brod (Czech Republic) - July 10th / 14th, 2012



Leaders Summary

ECU22 2012 Stats

ECU22 2012 Leaders Summary as of Jul 12, 2012

(All games)

| TEAM BATTING | G | Avg | AB | R | H | 2B | 3B | HR | BB | SO | SB-ATT |
|----------------|----|------|-----|-----|-----|----|----|----|----|----|--------|
| Russia | 4 | .415 | 94 | 35 | 39 | 7 | 1 | 0 | 7 | 7 | 6-6 |
| Slovakia | 3 | .364 | 66 | 15 | 24 | 4 | 2 | 0 | 8 | 5 | 3-4 |
| Czech Republic | 3 | .321 | 84 | 24 | 27 | 2 | 3 | 0 | 14 | 5 | 2-3 |
| Bulgaria | 4 | .272 | 92 | 17 | 25 | 2 | 3 | 0 | 15 | 19 | 0-0 |
| Ukraine | 3 | .250 | 80 | 11 | 20 | 1 | 0 | 0 | 14 | 15 | 3-5 |
| France | 4 | .226 | 93 | 15 | 21 | 0 | 1 | 0 | 11 | 21 | 4-5 |
| Poland | 3 | .186 | 70 | 13 | 13 | 0 | 0 | 0 | 6 | 18 | 3-5 |
| Totals | 12 | .292 | 579 | 130 | 169 | 16 | 10 | 0 | 75 | 90 | 21-28 |

| TEAM PITCHING | G | ERA | W | L | Sv | IP | H | R | ER | BB | SO |
|----------------|----|------|----|----|----|-------|-----|-----|----|----|----|
| Czech Republic | 3 | 0.37 | 3 | 0 | 0 | 19.0 | 12 | 5 | 1 | 11 | 24 |
| Russia | 4 | 1.12 | 3 | 1 | 0 | 18.2 | 12 | 3 | 3 | 5 | 18 |
| France | 4 | 2.80 | 2 | 2 | 0 | 25.0 | 26 | 23 | 10 | 10 | 14 |
| Slovakia | 3 | 3.65 | 2 | 1 | 0 | 15.1 | 21 | 12 | 8 | 2 | 12 |
| Poland | 3 | 4.12 | 1 | 2 | 0 | 17.0 | 33 | 24 | 10 | 5 | 4 |
| Ukraine | 3 | 7.33 | 0 | 3 | 0 | 21.0 | 28 | 23 | 22 | 19 | 5 |
| Bulgaria | 4 | 7.61 | 1 | 3 | 0 | 23.0 | 37 | 40 | 25 | 23 | 13 |
| Totals | 12 | 3.98 | 12 | 12 | 0 | 139.0 | 169 | 130 | 79 | 75 | 90 |

| TEAM FIELDING | G | PO | A | E | Pct | DP | PB | SBA-ATT |
|----------------|----|-----|-----|----|------|----|----|---------|
| Ukraine | 3 | 63 | 27 | 3 | .968 | 0 | 5 | 3-3 |
| Czech Republic | 3 | 57 | 16 | 3 | .961 | 0 | 0 | 5-5 |
| Russia | 4 | 56 | 29 | 4 | .955 | 0 | 1 | 1-4 |
| Slovakia | 3 | 46 | 16 | 3 | .954 | 0 | 2 | 5-6 |
| France | 4 | 75 | 35 | 12 | .902 | 0 | 1 | 1-1 |
| Poland | 3 | 51 | 26 | 13 | .856 | 0 | 1 | 0-0 |
| Bulgaria | 4 | 69 | 27 | 19 | .835 | 0 | 9 | 6-9 |
| Totals | 12 | 417 | 176 | 57 | .912 | 0 | 19 | 21-28 |

INDIVIDUAL BATTING

| Min 2.5 AB/Team game | G | Avg | AB | R | H | RBI | 2B | 3B | HR | BB |
|-------------------------|---|------|----|---|---|-----|----|----|----|----|
| Galyna Pankova UKR | 3 | .750 | 8 | 2 | 6 | 1 | 0 | 0 | 0 | 2 |
| Olga Yuakoleva RUS | 4 | .700 | 10 | 6 | 7 | 4 | 2 | 1 | 0 | 0 |
| Evgenia Egiazarova RUS | 4 | .636 | 11 | 5 | 7 | 6 | 1 | 0 | 0 | 1 |
| Jana Chylova CZE | 3 | .500 | 10 | 5 | 5 | 2 | 0 | 1 | 0 | 1 |
| Vasilka Georgieva BUL | 4 | .500 | 10 | 2 | 5 | 2 | 0 | 2 | 0 | 1 |
| Linda Petrikova SVK | 3 | .500 | 8 | 1 | 4 | 5 | 2 | 1 | 0 | 0 |
| Anastasiia Miliaeva RUS | 4 | .429 | 14 | 4 | 6 | 1 | 0 | 0 | 0 | 0 |
| Carrie Pitcher FRA | 4 | .417 | 12 | 2 | 5 | 1 | 0 | 0 | 0 | 1 |
| Inna Fediaieva UKR | 3 | .400 | 10 | 1 | 4 | 2 | 0 | 0 | 0 | 1 |
| Irina Ilyashenko RUS | 4 | .400 | 10 | 4 | 4 | 3 | 1 | 0 | 0 | 0 |
| Lenka Horvathova SVK | 3 | .400 | 10 | 2 | 4 | 1 | 2 | 0 | 0 | 0 |
| Stepanka Frolikova CZE | 3 | .400 | 10 | 2 | 4 | 2 | 0 | 0 | 0 | 1 |
| Petra Slaninkova SVK | 3 | .375 | 8 | 2 | 3 | 1 | 0 | 0 | 0 | 1 |
| Natalia Litwin POL | 3 | .364 | 11 | 3 | 4 | 2 | 0 | 0 | 0 | 0 |
| Marketa Podebradska CZE | 3 | .364 | 11 | 3 | 4 | 3 | 1 | 0 | 0 | 0 |

INDIVIDUAL PITCHING



European Championship Under 22 Girls

Havlickuv Brod (Czech Republic) - July 10th / 14th, 2012



| Min 2.1 IP/Team game | App | ERA | W-L | Sv | IP | H | R | ER | BB | SO |
|--------------------------|-----|------|-----|----|------|----|----|----|----|----|
| Sarah Benchali FRA | 2 | 0.00 | 2-0 | 0 | 14.0 | 7 | 2 | 0 | 3 | 12 |
| Lucie Sudolska CZE | 2 | 0.00 | 1-0 | 0 | 7.1 | 5 | 2 | 0 | 7 | 9 |
| Denisa Wachbergerova SVK | 2 | 1.17 | 2-0 | 0 | 12.0 | 8 | 2 | 2 | 2 | 9 |
| Vera Cherenkova RUS | 3 | 1.97 | 2-1 | 0 | 10.2 | 8 | 3 | 3 | 3 | 16 |
| Iryna Ovcharenko UKR | 2 | 3.00 | 0-1 | 0 | 7.0 | 8 | 3 | 3 | 6 | 1 |
| A. Grzeszczak POL | 3 | 4.90 | 1-2 | 0 | 10.0 | 21 | 18 | 7 | 3 | 1 |
| Daryna Lipovets UKR | 3 | 6.68 | 0-1 | 0 | 7.1 | 9 | 8 | 7 | 6 | 2 |
| Nikoleta Konova BUL | 2 | 7.00 | 0-2 | 0 | 11.0 | 18 | 19 | 11 | 4 | 5 |

HITS

| | |
|-------------------------|---|
| Evgenia Egiazarova RUS | 7 |
| Olga Yuakoleva RUS | 7 |
| Anastasiia Miliaeva RUS | 6 |
| Galyna Pankova UKR | 6 |
| 4 tied with 5 hit(s) | |

RUNS SCORED

| | |
|-----------------------------|---|
| Tatiana Sorokina RUS | 7 |
| Olga Yuakoleva RUS | 6 |
| Jana Chylova CZE | 5 |
| Evgenia Egiazarova RUS | 5 |
| 6 tied with 4 run(s) scored | |

RUNS BATTED IN

| | |
|------------------------|---|
| Evgenia Egiazarova RUS | 6 |
| Camilla English FRA | 6 |
| Linda Petrikova SVK | 5 |
| 3 tied with 4 RBI(s) | |

DOUBLES

| | |
|--------------------------|---|
| Olga Yuakoleva RUS | 2 |
| Lenka Horvathova SVK | 2 |
| Linda Petrikova SVK | 2 |
| 10 tied with 1 double(s) | |

TRIPLES

| | |
|-------------------------|---|
| Vasilka Georgieva BUL | 2 |
| 8 tied with 1 triple(s) | |

TOTAL BASES

| | |
|------------------------|----|
| Olga Yuakoleva RUS | 11 |
| Vasilka Georgieva BUL | 9 |
| Linda Petrikova SVK | 8 |
| Evgenia Egiazarova RUS | 8 |
| Jana Chylova CZE | 7 |

STOLEN BASES SB-ATT

| | |
|-------------------------------|-----|
| Anastasiia Miliaeva RUS | 2-2 |
| Marie Garranas FRA | 2-2 |
| 17 tied with 1 stolen base(s) | |

STRIKEOUTS

| | IP | SO |
|--------------------------|------|----|
| Vera Cherenkova RUS | 10.2 | 16 |
| Sarah Benchali FRA | 14.0 | 12 |
| Karolina Hrda CZE | 5.0 | 9 |
| Lucie Sudolska CZE | 7.1 | 9 |
| Denisa Wachbergerova SVK | 12.0 | 9 |



European Championship Under 22 Girls

Havlickuv Brod (Czech Republic) - July 10th / 14th, 2012



Abbreviations

HITTING

| | |
|----------|--------------------------------------|
| 2B | Doubles |
| 3B | Triples |
| AB | At bats |
| AVG | Batting average |
| BB | Base on balls |
| GPD | Grounded into double plays |
| GP / GS | Games played / Games started |
| H | Base hits |
| HBP | Hit by pitch |
| HR | Home runs |
| IBB | Intentional base on balls |
| OB% | On base percentage |
| R | Runs scored |
| RBI | Runs batted in |
| SB / ATT | Stolen bases / Stolen bases attempts |
| SF | Sacrifice flies |
| SH | Sacrifice hits |
| SLG% | Slugging percentage |
| SO | Strikeouts |
| TB | Total bases |

PITCHING

| | |
|----------|-----------------------------------|
| 2B | Doubles allowed |
| 3B | Triples allowed |
| AB | At bats |
| APP / GS | Appearances / Game starts |
| B/Avg | Opponent batting average |
| BB | Base on balls allowed |
| BF | Batters faced |
| IBB | Intentional base on balls allowed |
| BK | Balk |
| CG | Complete games |
| ER | Earned runs allowed |
| ERA | Earned run average |
| FO | Fly outs |
| GO | Ground outs |
| H | Hits allowed |
| HBP | Hit by pitch |
| HR | Home runs allowed |
| IP | Innings played |
| R | Runs allowed |
| SFA | Sacrifice flies allowed |
| SHA | Sacrifice hits allowed |
| SHO/CHO | Shutouts / Combination shutouts |
| SO | Strikeouts |
| SV | Saves |
| W/L | Wins/Losses |
| WP | Wild pitches |

FIELDING

| | |
|------|---|
| A | Assists |
| C | Chances |
| CI | Catcher's interference |
| CSB | Caught stealing by (pitcher and catcher) |
| DPs | Double plays participated in |
| E | Errors |
| FLD% | Fielding percentage |
| PB | Passed balls (catcher) |
| PO | Putouts |
| SBA | Stolen bases allowed (pitcher and catcher) |
| SBA% | Stolen bases against percentage (pitcher and catcher) |

ANALYSIS STATISTICS

| | |
|-----------------------------|---|
| vs Left | Avg against left-handed pitchers |
| vs Right | Avg against right-handed pitchers |
| rch by leadoff | Avg when leading off an inning |
| with 2 outs | Avg when batting with 2 outs |
| w/runners on | Avg when batting with runners on base |
| w/bases empty | Avg when batting with bases empty |
| RBI ops | Avg when batting with runners on 2nd or 3rd base |
| Gnd out | Number of ground outs (includes SACs, but not errors) |
| Fly out | Number of fly outs (includes SFs, but not errors) |
| Fly / Gnd | Fly outs to ground outs ratio |
| pinch hitting | Avg as pinch hitter |
| with runners in scoring pos | Avg when batting with runners in scoring positions |
| w/rnr on 3rd and LT 2 outs | Avg when batting with runner on third base and less than 2 outs |
| with 2 outs | Avg when batting with 2 outs |
| 2 out rbi | Runs batted in with 2 outs |
| success advancing rns | Success advancing runners |
| #rns adv w/out | Number of times batter made an out and advanced at least 1 runner |
| rns lob | Number of runners left on base by last batter of inning |
| rch err | Reach first base on error |
| rch fc | Reach first base on fielder's choice |
| kl | Strikeouts look |